

FUGRO TECHNICAL SERVICES LIMITED

Fugro Development Centre,
5 Lok Yi Street, Tai Lam,
Tuen Mun, N.T.,
Hong Kong.

Tel : +852 2450 8233
Fax : +852 2450 8138
E-mail : matlab@fugro.com
Website : www.fugro.com



BASELINE ENVIRONMENTAL MONITORING REPORT (NOISE)

Client : Drainage Services Department

Contract No. : CM 8/2018

Project : Expansion of Sha Tau Kok Sewate Treatment Works –
Environmental Team Services for Baseline Phase

EP No. : EP-517/2017

Report No.: 0118/18/ED/0259D

Prepared by: Wingo H. W. So

Reviewed by: Cyrus C. Y. Lai

Certified by:

A handwritten signature in cursive script, reading "Calvin M. P. Leung", positioned above a horizontal line.

Calvin M. P. Leung
Environmental Team Leader
Fugro Technical Services Limited



Drainage Services Department
42/F, Revenue Tower
5 Gloucester Road
Wan Chai
Hong Kong

Your reference:

Our reference: HKDSD206/50/105682

Date: 2 April 2019

Attention: Mr K K Leung

BY EMAIL & POST
(email: kkleung04@dsd.gov.hk)

Dear Sirs

Agreement No.: CM 14/2018
Independent Environmental Checker Services for
Expansion of Sha Tau Kok Sewage Treatment Works
Baseline Environmental Monitoring Report (Noise)

We refer to emails of 19, 21, 26 & 31 March and 1 & 2 April 2019 from Fugro Technical Services Limited attaching the Baseline Environmental Monitoring Report (Noise).

We have no further comment and hereby verify the captioned Report in accordance with Clause 3.3 of the Environmental Permit no. EP-517/2017.

Should you have any queries, please do not hesitate to contact the undersigned or our Mr Adi Lee at 2618 2831.

Yours faithfully
ANEWR CONSULTING LIMITED

James Choi
Independent Environmental Checker

CPSJ/LYMA/csym

cc DSD – Ms Carol Ho (email: carolho@dsd.gov.hk)
Black & Veatch Hong Kong Limited – Mr Kelvin Chan (email: re.c1.dc1803@gmail.com)
Black & Veatch Hong Kong Limited – Mr Anthony Leung (email: re.em2.dc1803@gmail.com)
Fugro Technical Services Limited – Mr Colin Yung (email: c.yung@fugro.com)
Fugro Technical Services Limited – Mr Calvin Leung (email: c.leung@fugro.com)
Fugro Technical Services Limited – Mr Cyrus Lai (email: c.lai@fugro.com)

ANewR Consulting Limited
Unit 517, 5/F, Tower A, Regent Centre
63 Wo Yi Hop Road, Kwai Chung, Hong Kong
Tel: (852) 2618 2831 Fax: (852) 3007 8648
Email: info@anewr.com
Web: www.anewr.com



FUGRO TECHNICAL SERVICES LIMITED

Fugro Development Centre,
5 Lok Yi Street, Tai Lam,
Tuen Mun, N.T.,
Hong Kong.

Tel : +852 2450 8233
Fax : +852 2450 6138
E-mail : matlab@fugro.com
Website : www.fugro.com



TABLE OF CONTENTS	
EXECUTIVE SUMMARY	1
1. INTRODUCTION	2
1.1 Background.....	2
1.2 Purpose of Baseline Monitoring Report	2
2. NOISE.....	3
2.1 Monitoring Methodology & Criteria.....	3
2.2 Monitoring Equipment.....	4
2.3 Monitoring Locations.....	5
2.4 Results and Observations	6
2.5 Determination of Action and Limit Levels for Noise Monitoring	6
2.6 Influencing Factors	7
3. REVISIONS FOR INCLUSION IN THE EM&A MANUAL	7
4. COMMENTS AND CONCLUSIONS.....	7

FIGURES

Figure 1 Noise Monitoring Stations

LIST OF APPENDICES

Appendix A	Weather Condition
Appendix B	Monitoring Equipment Calibration Certificates
Appendix C	Noise Monitoring Data

FUGRO TECHNICAL SERVICES LIMITED

Fugro Development Centre,
5 Lok Yi Street, Tai Lam,
Tuen Mun, N.T.,
Hong Kong.

Tel : +852 2450 8233
Fax : +852 2450 6138
E-mail : matlab@fugro.com
Website : www.fugro.com



EXECUTIVE SUMMARY

- i. This report presents the baseline monitoring requirements, methodologies and results of baseline measurements in accordance with the requirements, where applicable, in the EM&A Manual.
- ii. The baseline monitoring work was conducted between 25 February 2019 and 11 March 2019.
- iii. The average results and Action and Limit Levels (A/L Levels) of noise baseline monitoring at each monitoring locations are summarized in **Table I**. The Action and Limit Levels for noise impact monitoring were derived based on the criteria adopted from the EM&A Manual.

Table I Summary of Noise Baseline Monitoring Results and A/L Levels

Time Period	Monitoring Location No.	Description	Monitoring Results Average (Range) In dB(A)	Action Level	Limit Level
Leq _(30min) ,dB(A) (0700-1900 hrs in normal weekday)	NM1	Block 45, Sha Tau Kok Chuen	65 (53-75)	When one documented complaint is received from any one of the noise sensitive receivers	75 dB(A)*
	NM2	Building along Shun Lung Street	65 (53-74)		

Note:

*75 dB(A) for residential premises.



1. INTRODUCTION

1.1 Background

1.1.1 The Project in Sha Tau Kok mainly comprises of the following items:

- i) Increase the treatment capacity of Sha Tau Kok Sewage Treatment Works (STKSTW) to 5,000 m³/day at Average Dry Weather Flow (ADWF) in Phase 1, with suitable allowance to cater for a further increase of treatment capacity to 10,000 m³/day at ADWF in Phase 2;
- ii) Construct a Temporary Sewage Treatment Plant (TSTP);
- iii) Demolish the existing Sha Tau Kok Sewage Pumping Station (STKSPS) and decommission the rising main between STKSPS and STKSTW;
- iv) Construct a new gravity sewer; and
- v) Decommission the existing submarine outfall and construct a new one.

1.1.2 The Project site will be within the existing STKSTW while the construction of the gravity sewers and demolition of STKSPS will be carried out in Sha Tau Kok Town. The proposed submarine outfall will be constructed by Horizontal Directional Drilling (HDD) method under the sea bed of Starling Inlet.

1.1.3 Fugro Technical Services Limited (FTS) has been appointed to work as the Baseline Phase Environmental Team (ET) for Drainage Services Department to implement the Environmental Monitoring and Audit (EM&A) programme for the Environmental Permit No. EP-517/2017 - Expansion of Sha Tau Kok Sewage Treatment Works.

1.1.4 The EM&A programme of this project shall be implemented in accordance with the requirements and procedures set out in the EM&A Manual (AEIAR-207/2017) and the Environmental Permit No. EP-517/2017.

1.2 Purpose of Baseline Monitoring Report

1.2.1 This report presents the baseline monitoring requirements, methodologies and results of baseline measurements in accordance with the requirements, where applicable, in the EM&A Manual.

1.2.2 The baseline monitoring work was conducted between 25 February 2019 and 11 March 2019.



2. NOISE

2.1 Monitoring Methodology & Criteria

2.1.1 The ET should carry out the baseline noise monitoring prior to the commencement of the major construction works. The baseline noise levels should be measured for a continuous period of at least 14 consecutive days at a minimum logging interval of 30 minutes during daytime between 0700 and 1900 hours. The Leq, L10 and L90 should be recorded at the specified intervals. A schedule for the baseline monitoring should be submitted to the IEC for approval before the commencement of baseline monitoring.

2.1.2 Table 2.1 presents the baseline noise monitoring parameters and frequencies.

Table 2.1 Baseline Monitoring Parameters and Frequencies of Noise Monitoring

Parameter	Frequency and Period
LAeq (30 min) in normal weekdays and LAeq (5 min) other than normal weekdays (L10 and L90 will be recorded for reference)	0700-1900 for at least 14 consecutive days

2.1.3 There should not be any construction activities in the vicinity of the monitoring stations during the baseline monitoring. Any non-project related construction activities in the vicinity of the monitoring stations during the baseline monitoring should be noted and the source and location of such activities should be recorded.

2.1.4 In exceptional cases, when baseline monitoring data obtained are insufficient or questionable, the ET should liaise with the IEC and EPD to agree on an appropriate set of data to be used as the baseline reference.

2.1.5 The monitoring and the QA/QC procedures are as follows:

- The monitoring station will set at a point 1m from the exterior of the sensitive receivers building façade and set at a position 1.2m above the ground.
- The battery condition was checked to ensure good functioning of the meter.
- Parameters such as frequency weighting, the time weighting and the measurement time will set as follows:
 - frequency weighting : A
 - time weighting : Fast
 - measurement time : continue 5 minutes interval
- Prior to and after noise measurement, the meter shall be calibrated using the calibrator for 94.0 dB at 1000 Hz. If the difference in the calibration level before and after measurement is more than 1.0 dB, the measurement will considered invalid and repeat of noise measurement is required after re-calibration or repair of the equipment.
- The wind speed at the monitoring station shall be checked with the portable wind meter. Noise monitoring should be cancelled in the presence of fog, rain, and wind with a steady speed exceeding 5 m/s, or wind with gusts exceeding 10 m/s.
- Noise measurement should be paused during periods of high intrusive noise if possible and observation shall be recorded when intrusive noise is not avoided.
- At the end of the monitoring period, the Leq, L10 and L90 shall be recorded. In addition, site conditions and noise sources should be recorded on a standard record sheet.



Maintenance / Calibration

- The microphone head of the sound level meter and calibrator should be cleaned with a soft cloth at quarterly intervals.
- The sound level meter and calibrator should be calibrated annually by a HOKLAS laboratory or the manufacturer.
- Relevant calibration certificates are provided in **Appendix C**.

2.2 Monitoring Equipment

2.2.1 As referred to in the Technical Memorandum (TM) issued under the NCO, sound level meters in compliance with the International Electrotechnical Commission Publications 651: 1979 (Type 1) and 804: 1985 (Type 1) specifications shall be used for carrying out the noise monitoring. Immediately prior to and following each noise measurement the accuracy of the sound level meter shall be checked using an acoustic calibrator generating a known sound pressure level at a known frequency. Measurements should be accepted as valid only if the calibration level from before and after the noise measurement agrees to within 1.0 dB.

2.2.2 Noise measurements should not be made in fog, rain, wind with a steady speed exceeding 5 m/s or wind with gusts exceeding 10 m/s. The wind speed shall be checked with a portable wind speed meter capable of measuring the wind speed in m/s.

2.2.3 The ET is responsible for the provision of the monitoring equipment to ensure that sufficient noise measuring equipment and associated instrumentation are available for carrying out the baseline monitoring, regular impact monitoring and ad hoc monitoring. All the equipment and associated instrumentation shall be clearly labelled.

2.2.4 **Table 2.2** summarizes the noise monitoring equipment model used for this project.

Table 2.2 Noise Monitoring Equipment

Manufacturer/ Brand	Model	Equipment	Serial Number
Casella	CEL-63X Series	Sound Level Meter	1488289
	CEL-63X Series	Sound Level Meter	1488291
	CEL-120/1	Sound Calibrator	2383852
	CEL-120/1	Sound Calibrator	2383886

2.3 Monitoring Locations

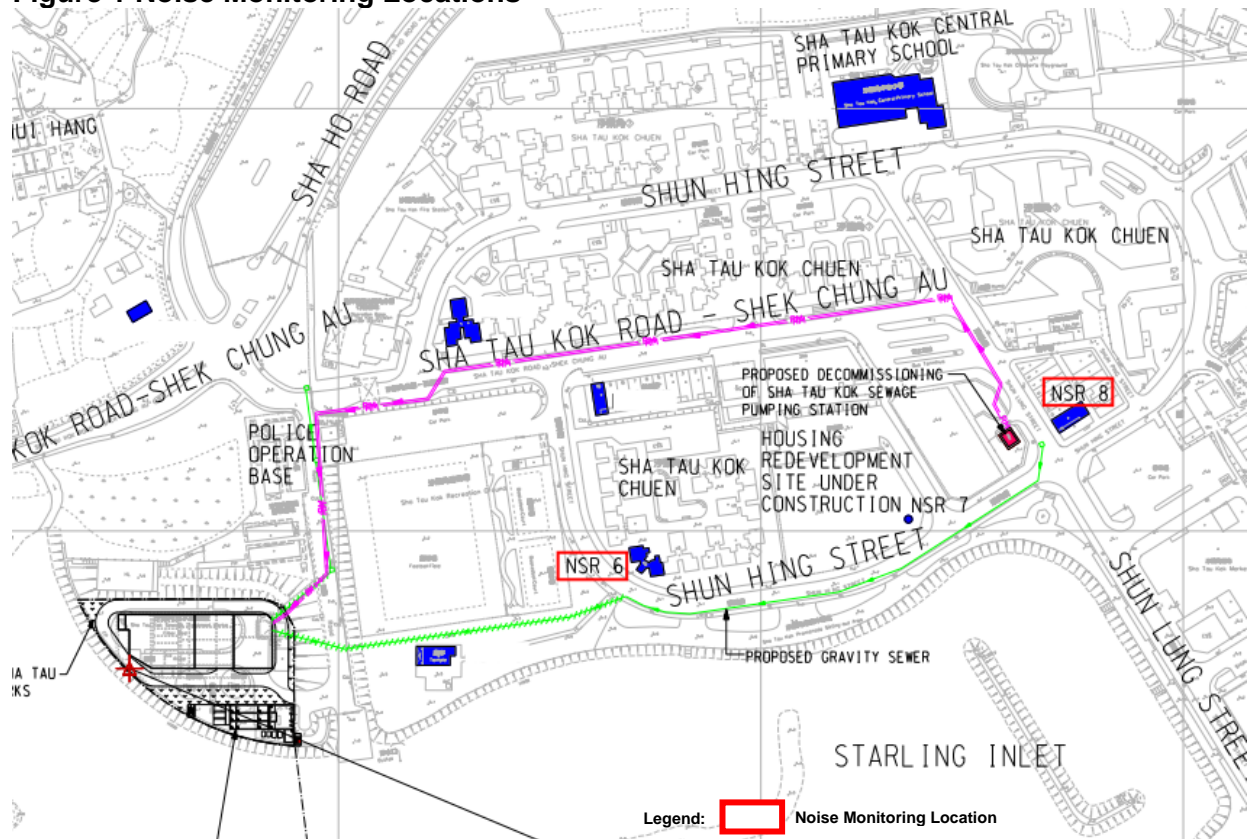
2.3.1 The Monitoring Stations are summarized in **Table 2.3** and shown in **Figure 1**.

Table 2.3 Representative Noise Sensitive Receivers (NSRs) identified for Construction Noise Monitoring

ID	Noise Sensitive Receivers (NSR)	Description	Type of Measurement*
NM1	NSR 6	Block 45, Sha Tau Kok Chuen	Free-field
NM2	NSR 8	Building along Shun Lung Street	Free-field

Note: *For Free-field measurement, +3dB(A) should be added to the measured results

Figure 1 Noise Monitoring Locations





2.4 Results and Observations

- 2.4.1 The baseline monitoring work was conducted between 25 February 2019 and 11 March 2019.
- 2.4.2 The monitoring data are summarized in **Table 2.4**. Detailed noise monitoring data are presented in **Appendix D**.

Table 2.4 Summary of Noise Baseline Monitoring Results

Time Period	Leq _(30min) / Leq _(5min) Average (Range)	
	Noise Monitoring Location	
	NM1	NM2
0700-1900 in normal weekdays (25 February to 2 March, 4 to 9 & 11 March)	65 (53-75)	65 (53-74)
0700-1900 other than normal weekday (3 & 10 March)	63 (53-69)	67 (54-79)

Remarks:

- Leq 30min (L10 and L90 will be recorded for reference) monitoring shall be conducted during 0700 and 1900 at 14 consecutive days on normal weekdays.
- Leq 5min (L10 and L90 will be recorded for reference) monitoring shall be conducted during 0700-1900 other than normal weekdays.
- Correction of +3dB(A) for Free-field Measurement.

- 2.4.3 Base on the site observation during the monitoring period, extreme noisy event observed are heavy truck and loading and unloading of cargo near NM2. In order to provide a more representative baseline noise data of NM2, the extreme noise results are excluded.

2.5 Determination of Action and Limit Levels for Noise Monitoring

- 2.5.1 **Table 3.5** presents the Action and Limit Levels for construction noise.

Table 3.5 Action and Limit Levels for Construction Noise

Time Period	Monitoring Location No.	Description	Action Level	Limit Level
Leq _(30min) ,dB(A) (0700-1900 hrs in normal weekday)	NM1	Block 45, Sha Tau Kok Chuen	When one documented complaint is received from any one of the noise sensitive receivers	75 dB(A)*
	NM2	Building along Shun Lung Street		

Noted:

*75 dB(A) for residential premises.

FUGRO TECHNICAL SERVICES LIMITED

Fugro Development Centre,
5 Lok Yi Street, Tai Lam,
Tuen Mun, N.T.,
Hong Kong.

Tel : +852 2450 8233
Fax : +852 2450 6138
E-mail : matlab@fugro.com
Website : www.fugro.com



2.6 Influencing Factors

2.6.1 Major Activities during Monitoring

No construction activity during baseline monitoring.

2.6.2 Weather Conditions

The prevailing weather conditions, wind speed and wind direction are provided in **Appendix B**.

2.6.3 Other Factors which Might Affect the Results

Base on the site observation during the monitoring period, extreme noisy event observed are heavy truck and loading and unloading of cargo near NM2. In order to provide a more representative baseline noise data of NM2, the extreme noise results are excluded.

3. REVISIONS FOR INCLUSION IN THE EM&A MANUAL

3.1.1 The baseline environmental monitoring was conducted according to the EM&A Manual requirement and the monitoring methodology and parameters monitored are all in line with the EM&A Manual.

4. COMMENTS AND CONCLUSIONS

- 4.1.1 The baseline monitoring work was conducted between 25 February 2019 and 11 March 2019.
- 4.1.2 The baseline monitoring was carried out in accordance with the EM&A Manual, in respect of the methodology, equipment, location and monitoring parameters.
- 4.1.3 The Action and Limit Levels were derived based on the baseline monitoring results, impact monitoring will be conducted in the construction phase based on the established Action and Limit Levels.

FUGRO TECHNICAL SERVICES LIMITED

Fugro Development Centre,
5 Lok Yi Street, Tai Lam,
Tuen Mun, N.T.,
Hong Kong.

Tel : +852 2450 8233
Fax : +852 2450 6138
E-mail : matlab@fugro.com
Website : www.fugro.com



Appendix A

Weather Condition

FUGRO TECHNICAL SERVICES LIMITED

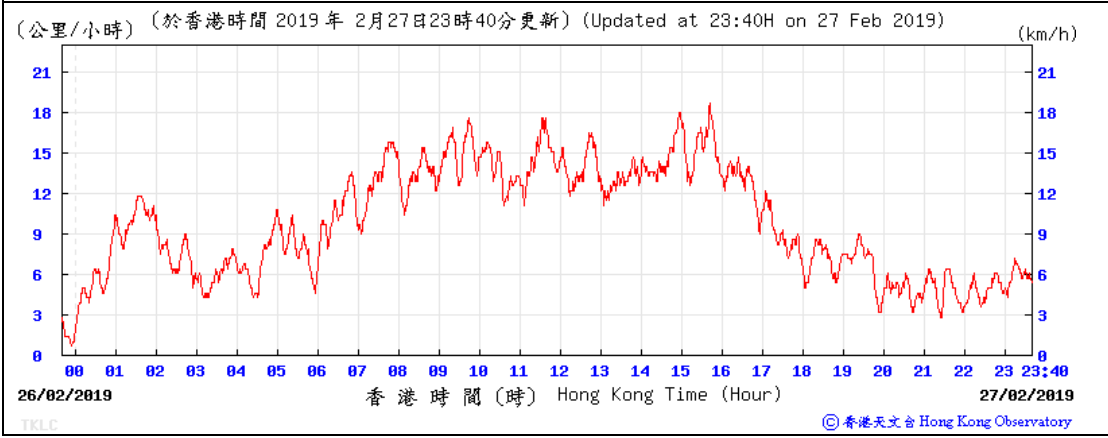
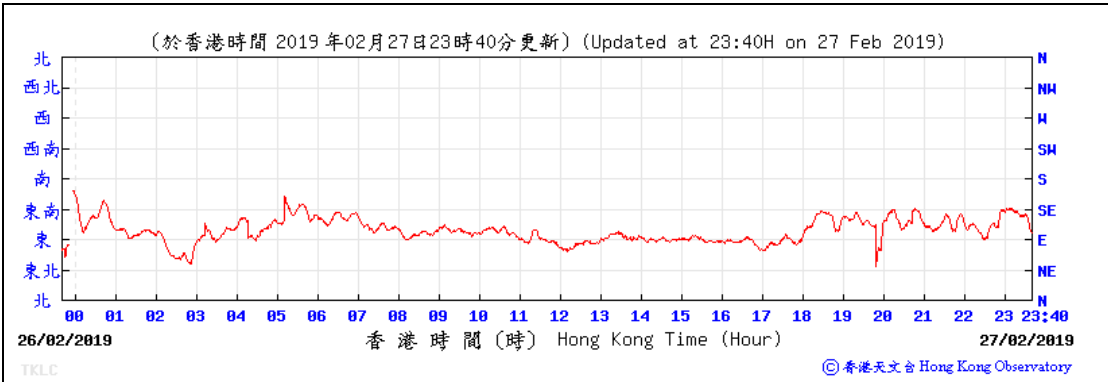
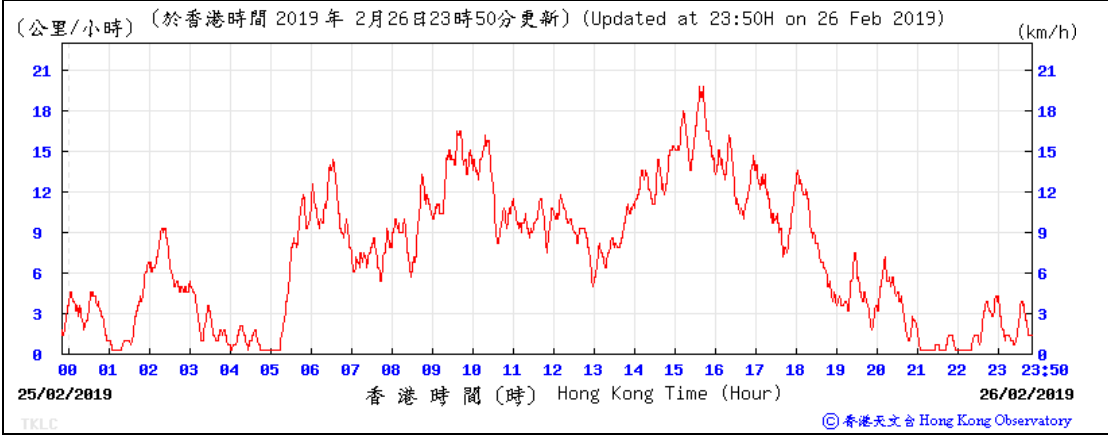
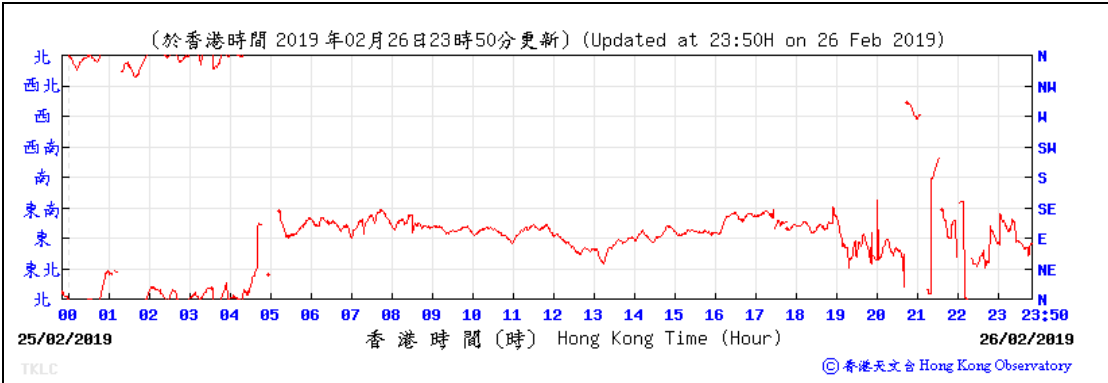
Fugro Development Centre,
5 Lok Yi Street, Tai Lam,
Tuen Mun, N.T.,
Hong Kong.

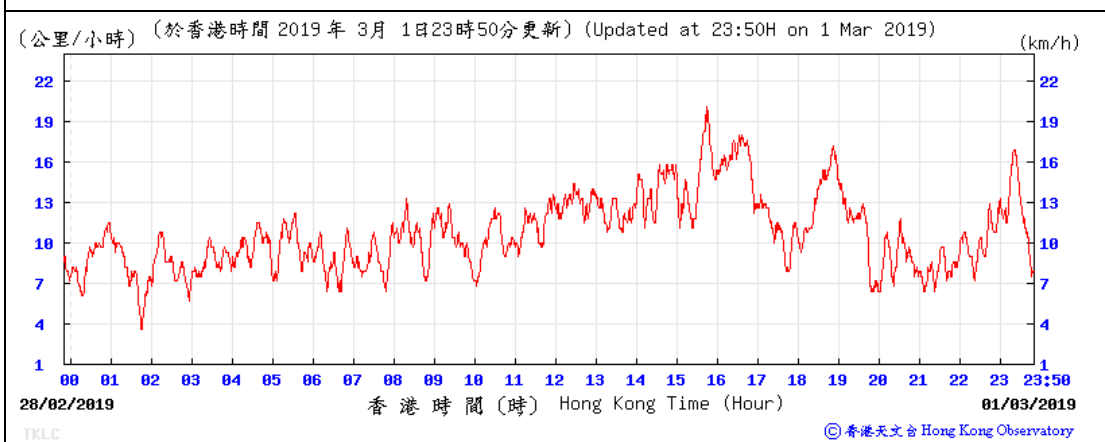
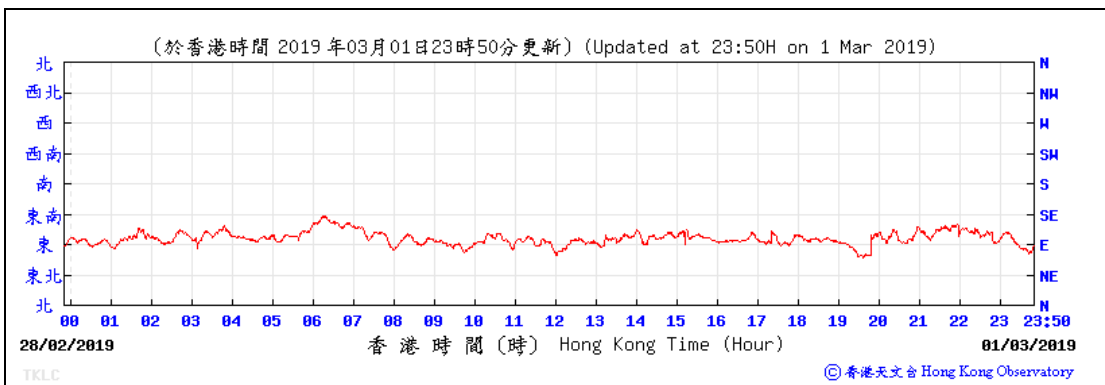
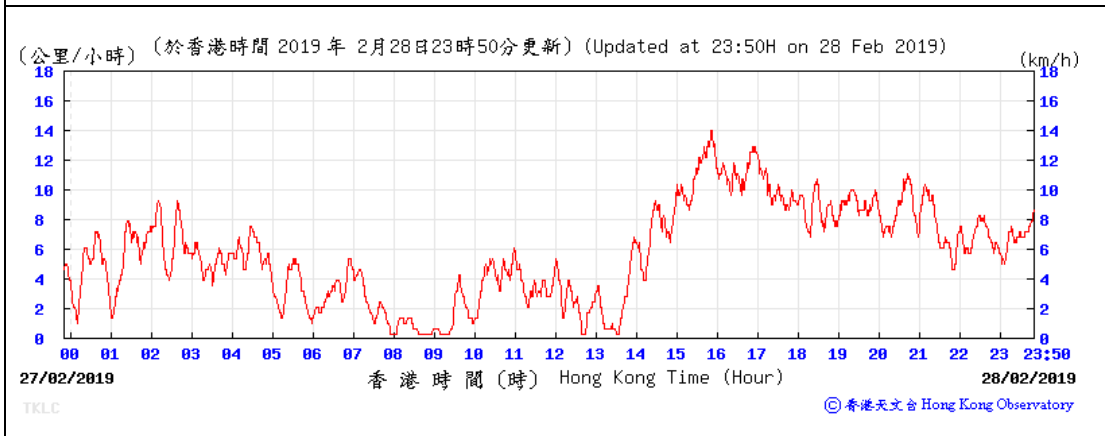
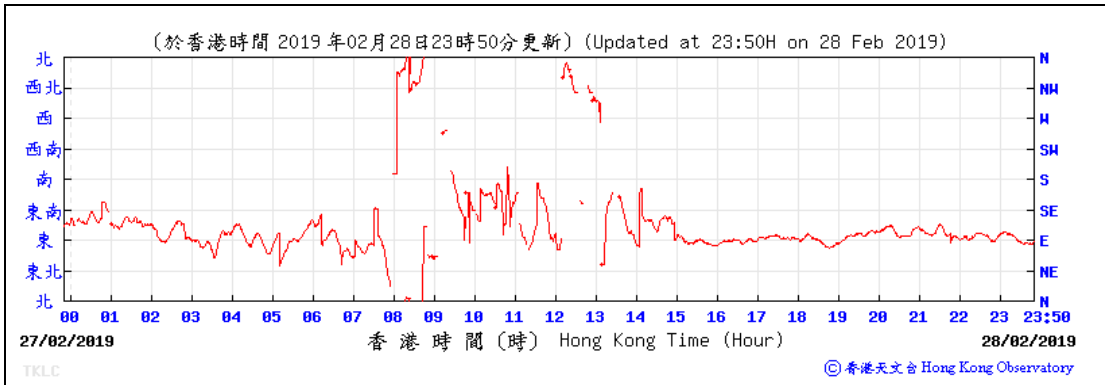
Tel : +852 2450 8233
Fax : +852 2450 6138
E-mail : matlab@fugro.com
Website : www.fugro.com

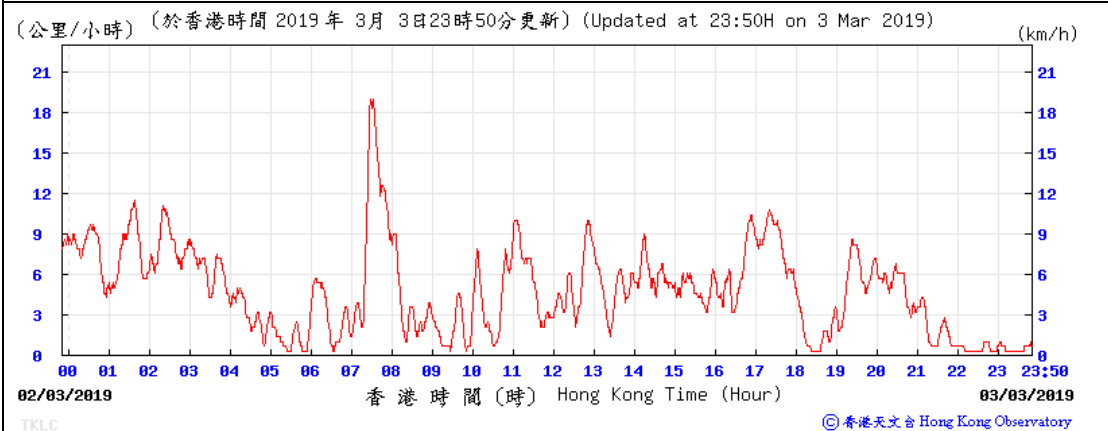
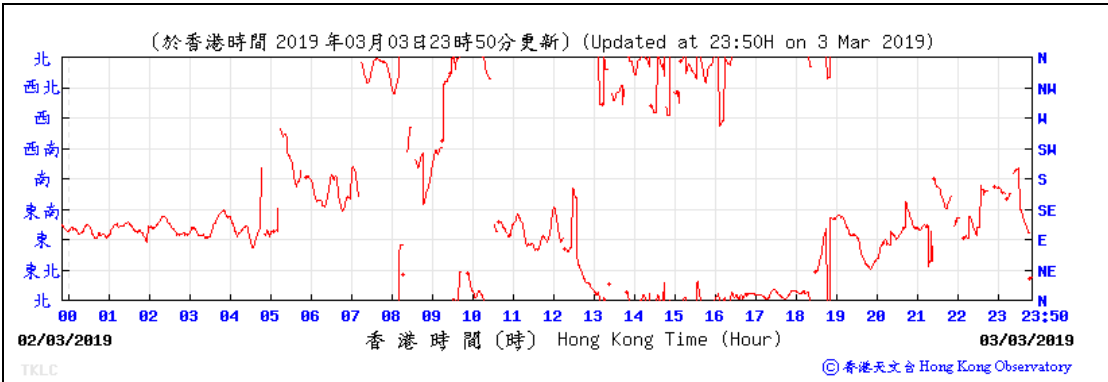
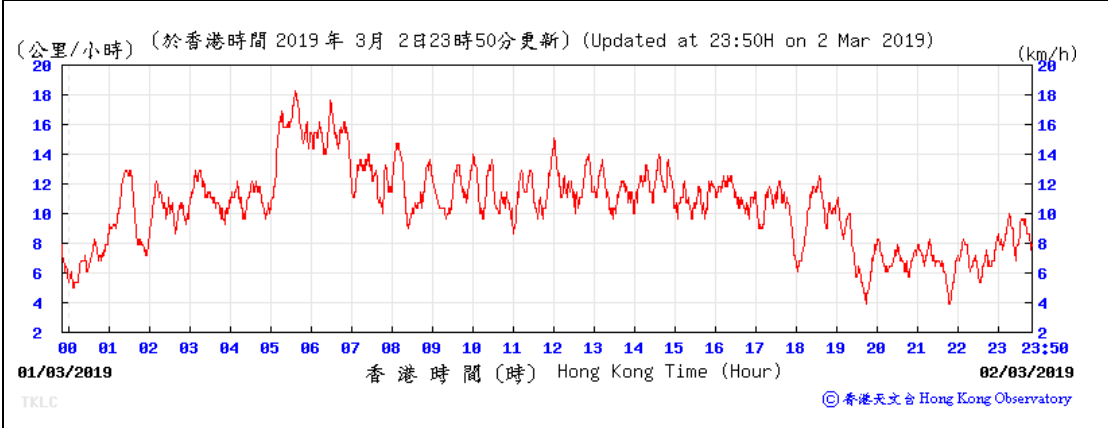
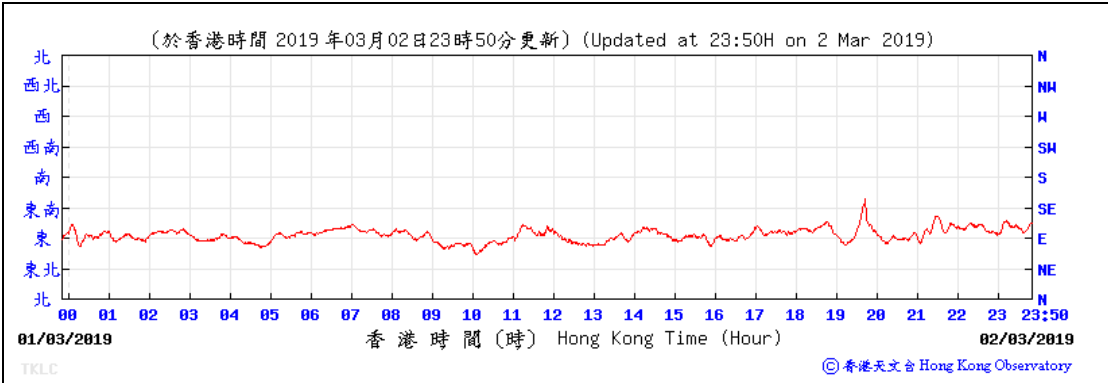


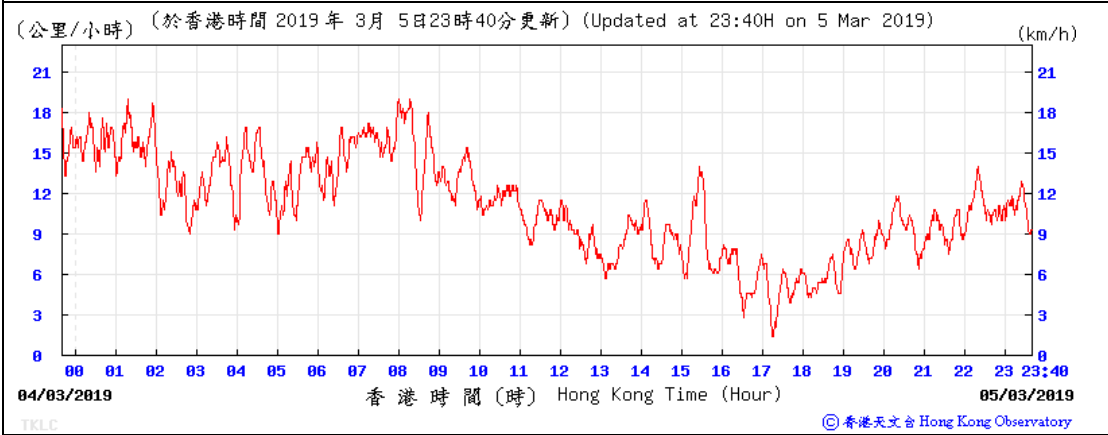
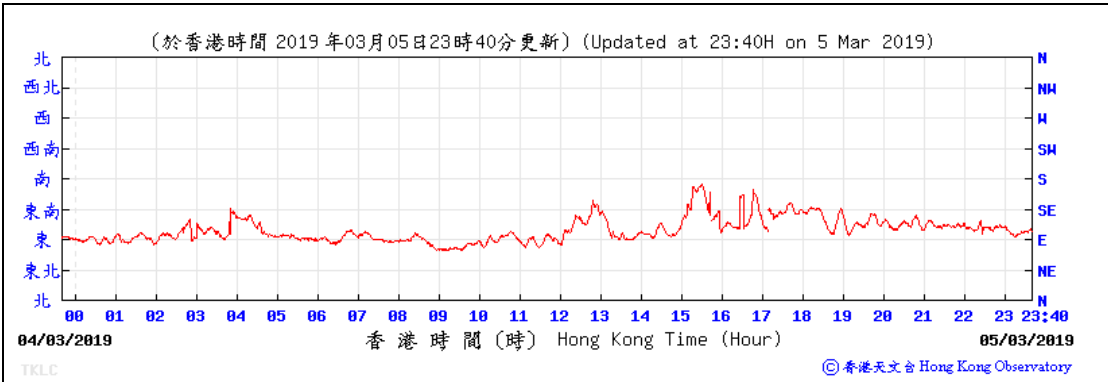
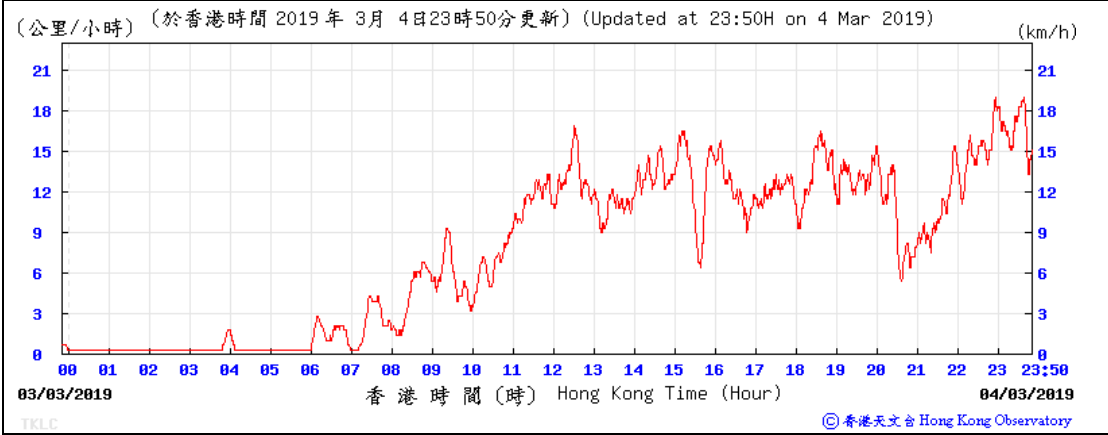
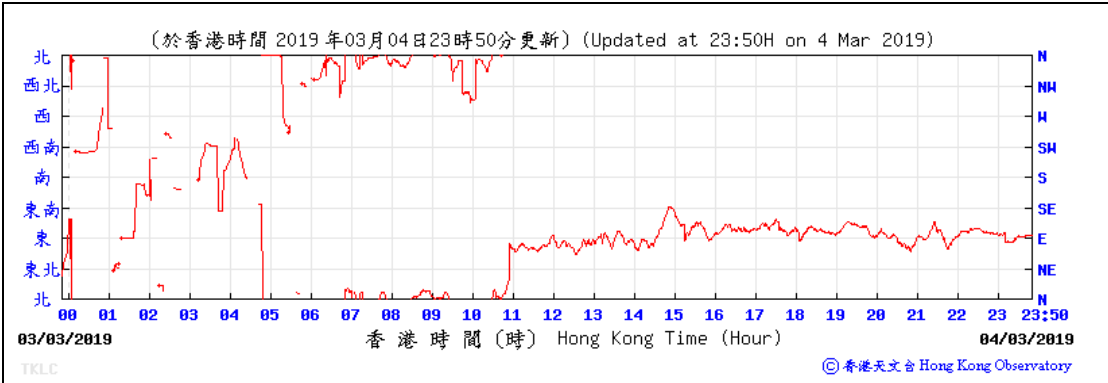
Date	Mean Pressure (hPa)	Air Temperature			Mean Relative Humidity (%)	Total Rainfall (mm)
		Maximum (deg. C)	Mean (deg. C)	Minimum (deg. C)		
February 2019						
25	1017.5	18.9	18.0	16.7	85	Trace
26	1017.6	19.7	18.7	17.6	88	Trace
27	1015.5	23.6	20.7	18.6	85	Trace
28	1014.7	26.7	22.8	20.6	85	0.0
March 2019						
1	1016.1	22.4	20.8	19.6	89	0.4
2	1012.7	23.9	21.5	19.9	87	Trace
3	1011.3	23.5	21.5	20.0	87	6.3
4	1013.7	22.6	20.9	19.3	82	10.2
5	1012.1	26.7	22.2	17.7	88	30.3
6	1013.2	22.0	20.5	19.6	92	45.5
7	1015.8	20.5	17.9	15.5	93	29.6
8	1016.0	17.4	16.5	15.1	92	11.5
9	1012.2	18.7	17.8	17.0	95	14.5
10	1013.6	18.5	17.7	17.0	87	4.6
11	1014.9	22.6	18.4	15.5	81	7.6

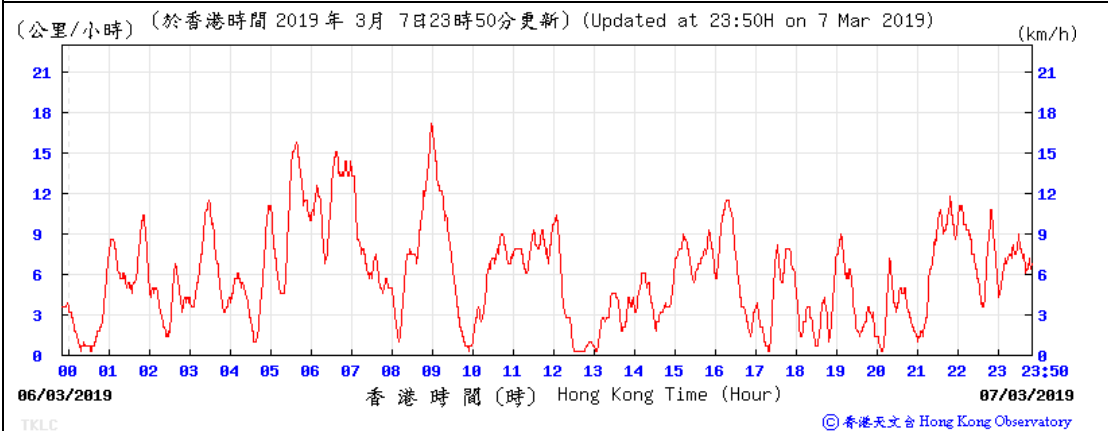
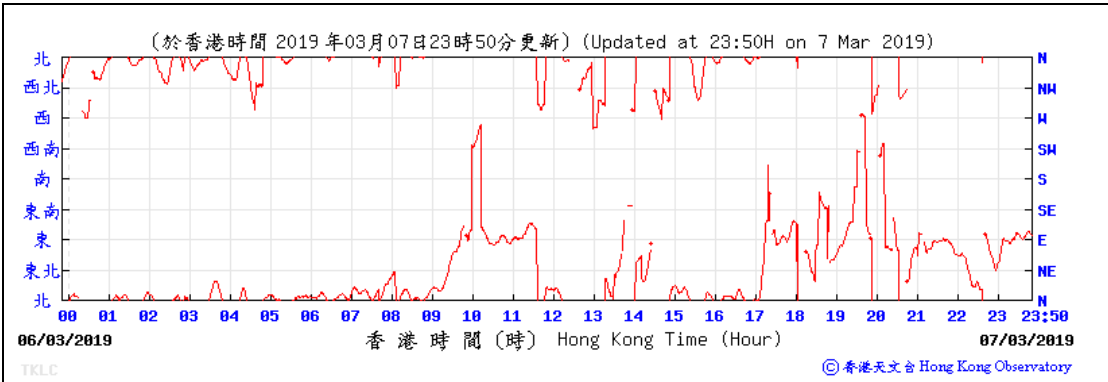
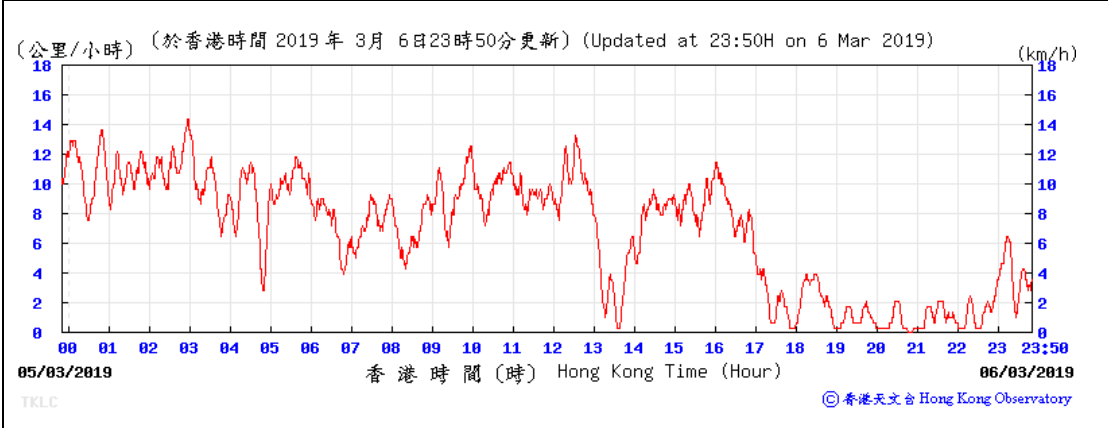
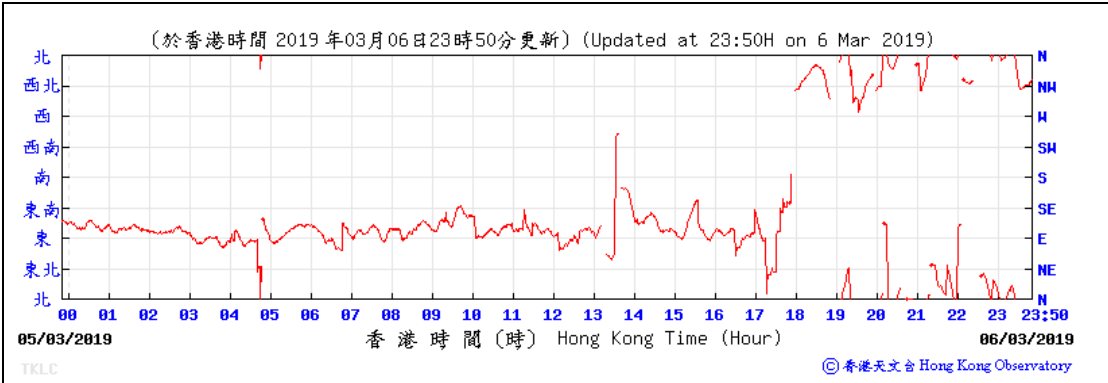
Source: Hong Kong Observatory

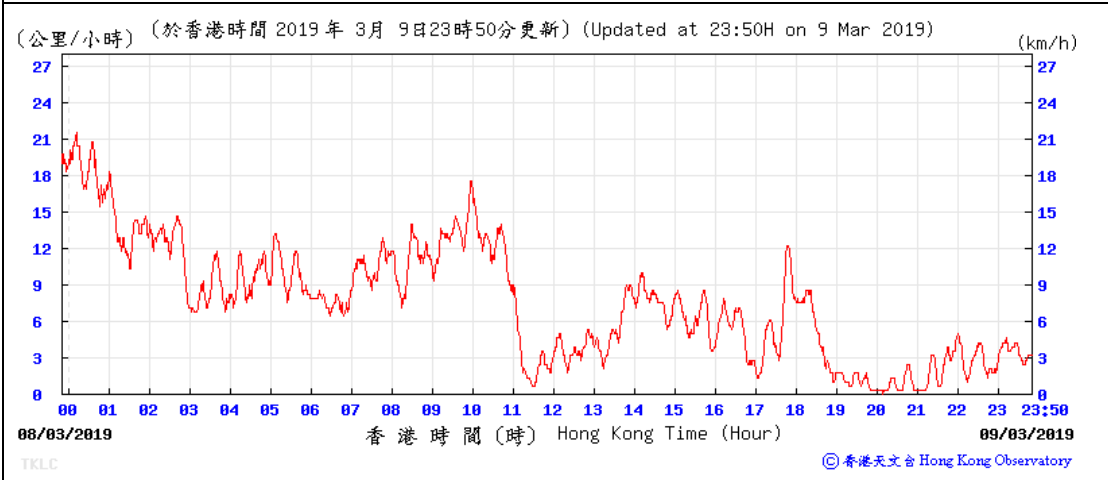
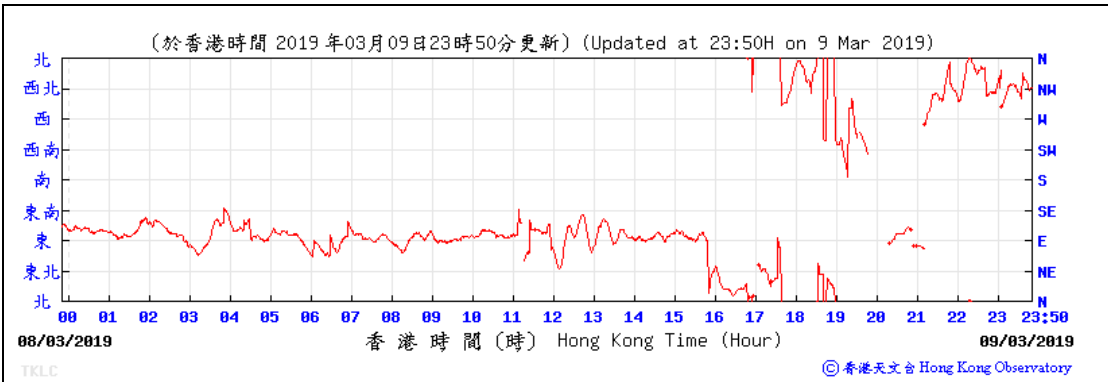
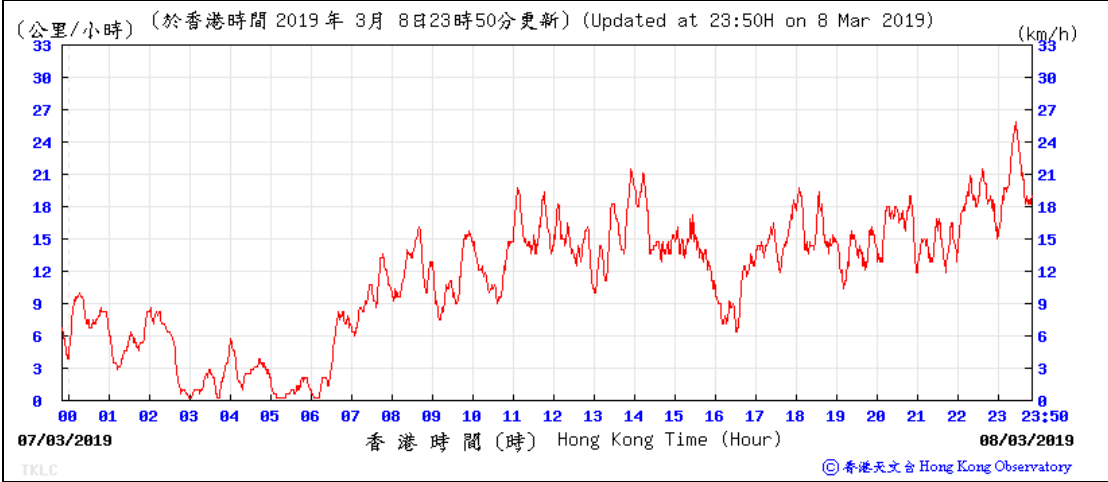
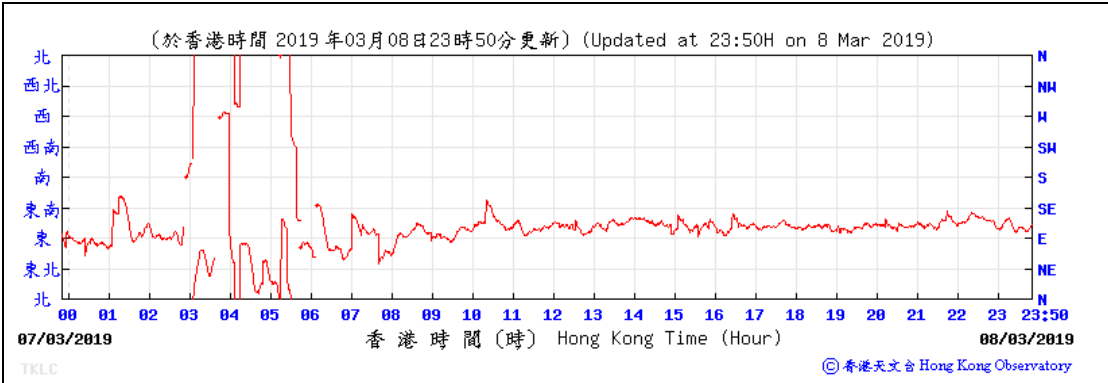


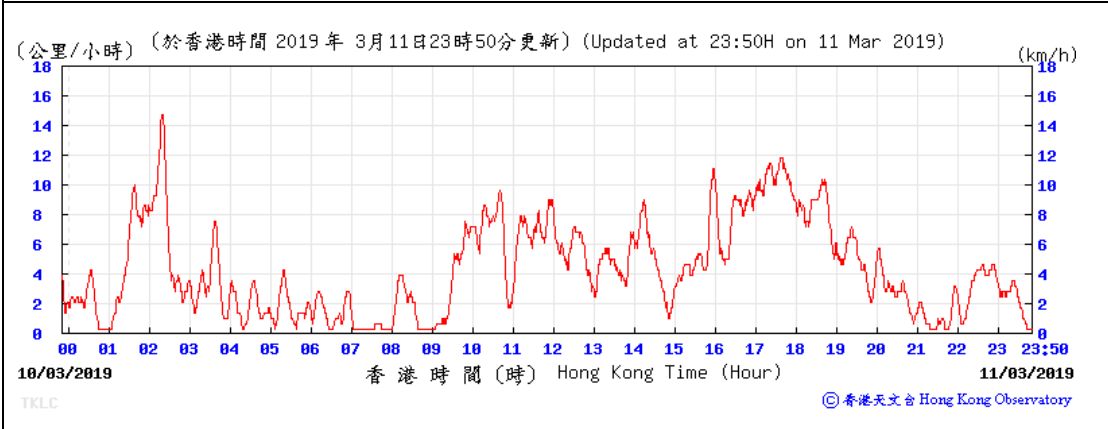
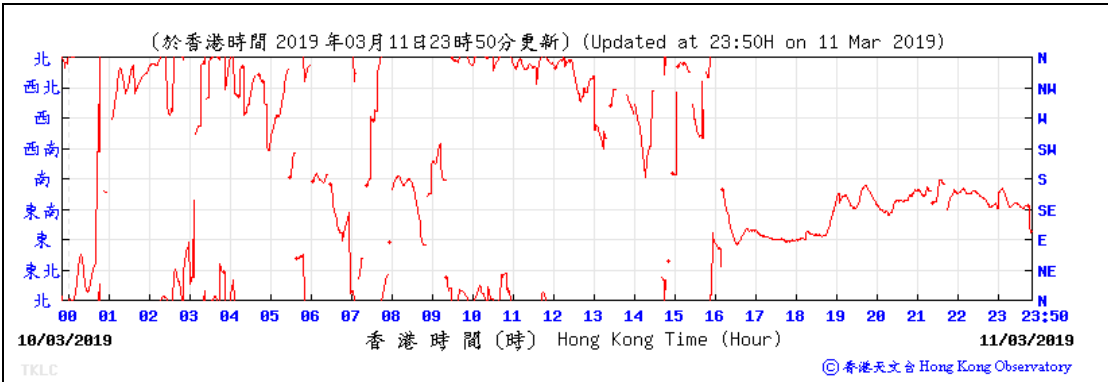
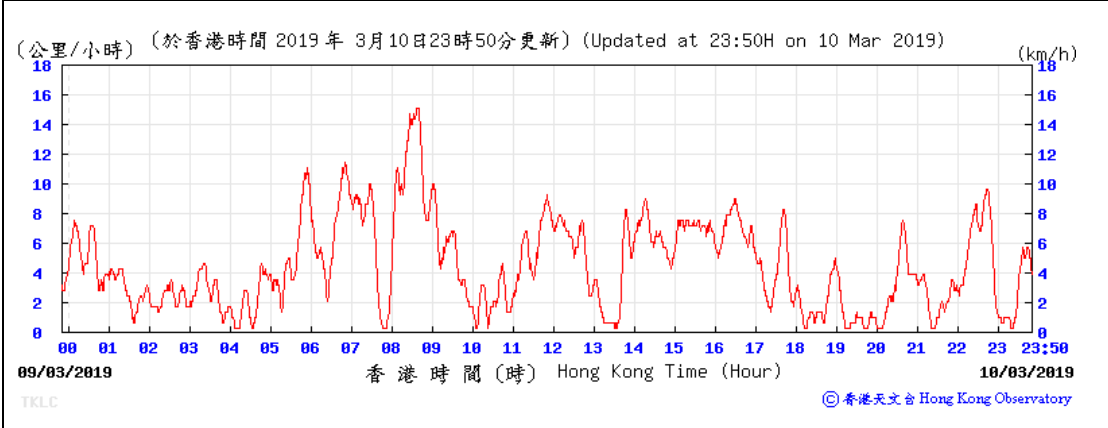
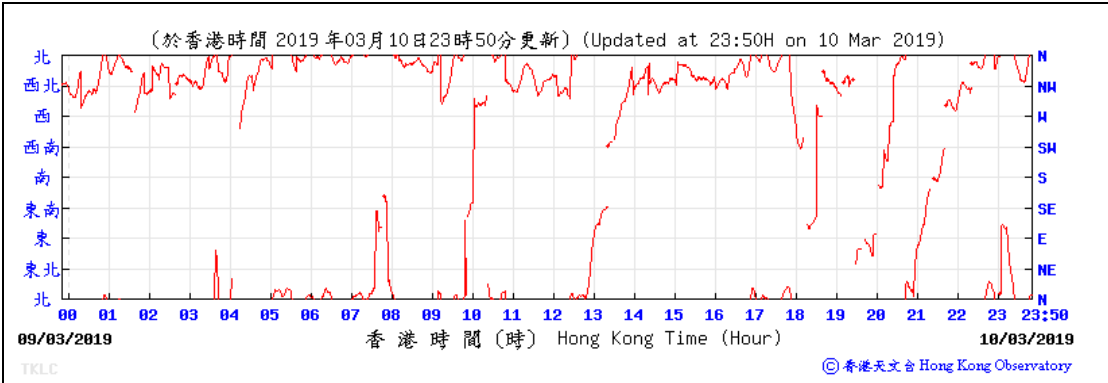


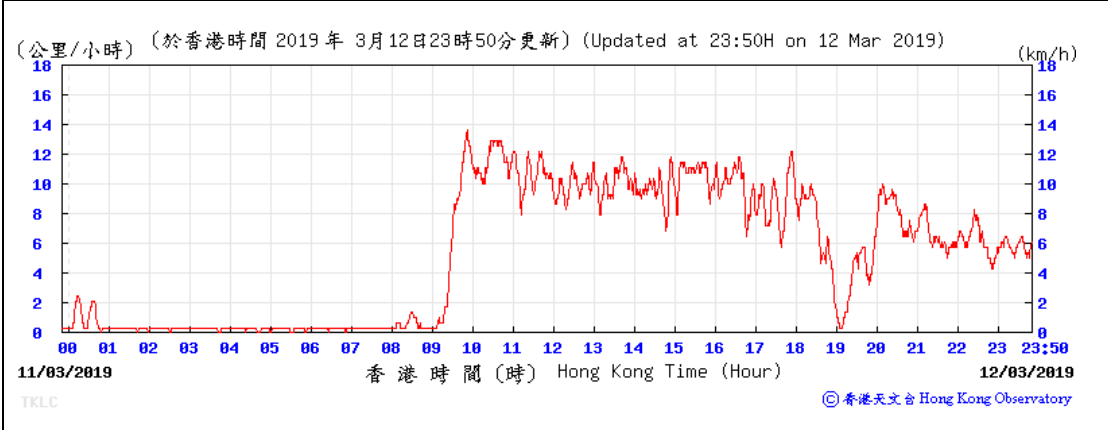
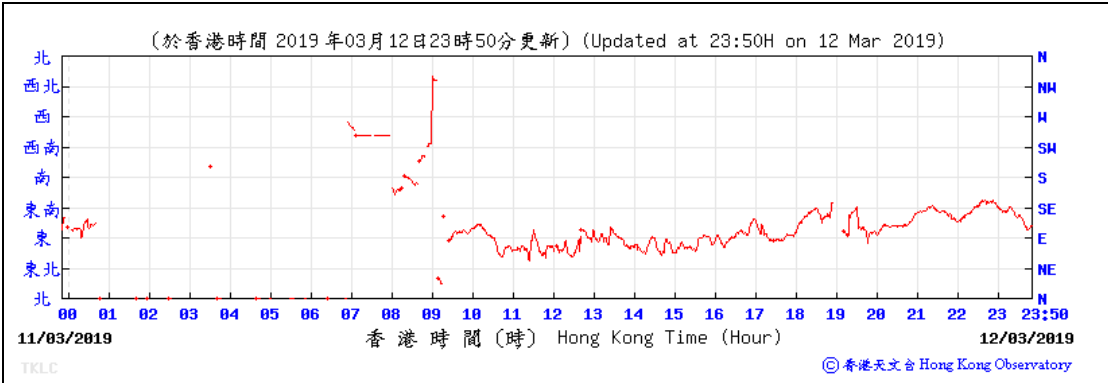












FUGRO TECHNICAL SERVICES LIMITED

Fugro Development Centre,
5 Lok Yi Street, Tai Lam,
Tuen Mun, N.T.,
Hong Kong.

Tel : +852 2450 8233
Fax : +852 2450 6138
E-mail : matlab@fugro.com
Website : www.fugro.com



Appendix B

Monitoring Equipment Calibration Certificates

Certificate of Conformity and Calibration

Instrument Model:- CEL-633A
Serial Number 1488289
Firmware revision V006-03

Microphone Type:- CEL-251
Serial Number 2706

Preamplifier Type:- CEL-495
Serial Number 003917

Instrument Class/Type:- 1

Applicable standards:-

IEC 61672: 2002 / EN 60651 (Electroacoustics - Sound Level Meters)
 IEC 60651 1979 (Sound Level Meters), ANSI S1.4: 1983 (Specifications For Sound Level Meters)

Note:- The test sequences performed in this report are in accordance with the current Sound level meter Standard - IEC61672. The combination of tests performed are considered to confirm the products electro-acoustic performance to all applicable standards including superseded Sound Level Meter Standards - IEC60651 and IEC60804.

Test Conditions:- 31 °C
 51 %RH
 1000 mBar

Test Engineer:- Chris Taylor
Date of Issue:- September 10, 2018



Declaration of conformity:-

This test certificate confirms that the instrument specified above has been successfully tested to comply with the manufacturer's published specifications. Tests are performed using equipment traceable to national standards in accordance with Casella's ISO 9001:2008 quality procedures. This product is certified as being compliant to the requirements of the CE Directive.

Test Summary:-

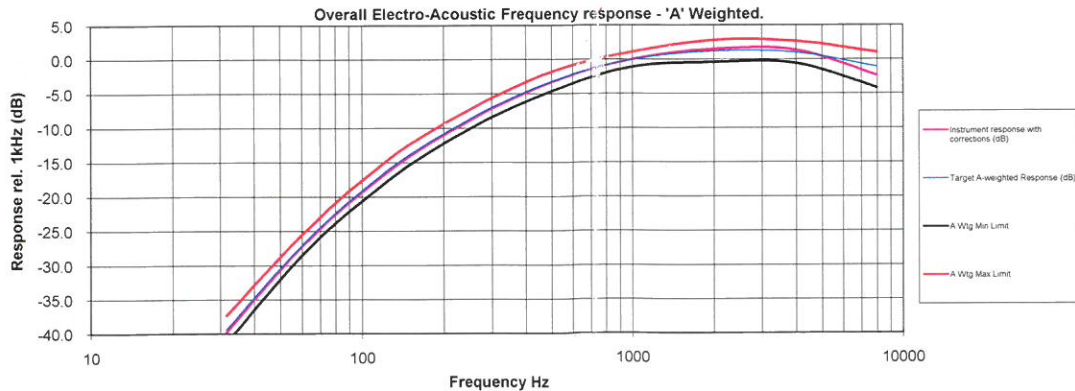
- Self Generated Noise Test
- Electrical Signal Test Of Frequency Weightings
- Frequency & Time Weightings At 1 kHz
- Level Linearity On The Reference Level Range
- Toneburst Response Test
- C-peak Sound Levels
- Overload Indication
- Acoustic Tests

- All Tests Pass
- All Tests Pass
- All Tests Pass
- All Tests Pass
- All Tests Pass
- All Tests Pass
- All Tests Pass
- All Tests Pass

Combined Electro-Acoustic Frequency Response - A Weighted

Combined Electro-Acoustic Frequency Response - A Weighted (IEC 61672-3:2006)

The following A-Weighted frequency response graph shows this instrument's overall frequency response based upon the application of multi-frequency pressure field calibrations. The microphones pressure to Free field correction coefficients are applied to pressure response. Reference level taken at 1kHz.



<p>Casella UK Regent House, Wolsley Road, Kempston, Bedford MK42 7JY United Kingdom Tel: +44 (0) 1234 844100 Fax: +44(0) 1234 841490 E-mail: info@casellasolutions.com</p>	<p>Casella USA 415 Lawrence Bell Drive, Unit 4 Buffalo, NY 14221, USA Toll Free (800) 366-2966 Tel: +1 (716) 276 3040 E-mail: info@casellausa.com</p>	<p>Casella India Ideal Industries India Pvt Ltd. 229-230, Spazedge, Tower -B Sindhra Road, Sector-47, Gurgaon-122001, Haryana, India. Tel: +91 124 4495100 E-mail: casella.sales@ideal-industries.in</p>	<p>Casella China Ideal Industries China Room 305, Building 1, No.1279, Chuanqiao Rd, Pudong New District, Shanghai, China Tel: +86-21-31263188 Fax: +86-21-61605906 Email: info@casellasolutions.cn</p>	<p>Casella Australia Ideal Industries (Aust) PTY. LTD Unit 17, 35 Dunlop Rd, Mulgrave, Vic. 3170, Australia. Email: australia@casellasolutions.com</p>
--	---	--	---	---

Certificate of Conformity and Calibration

Instrument Model:- CEL-633A
Serial Number 1488291
Firmware revision V006-03

Microphone Type:- CEL-251
Serial Number 2789

Preamplifier Type:- CEL-495
Serial Number 003921

Instrument Class/Type:- 1

Applicable standards:-

IEC 61672: 2002 / EN 60651 (Electroacoustics - Sound Level Meters)
 IEC 60651 1979 (Sound Level Meters), ANSI S1.4: 1983 (Specifications For Sound Level Meters)

Note:- The test sequences performed in this report are in accordance with the current Sound level meter Standard - IEC61672. The combination of tests performed are considered to confirm the products electro-acoustic performance to all applicable standards including superseded Sound Level Meter Standards - IEC60651 and IEC60804.

Test Conditions:- 31 °C
 51 %RH
 1000 mBar

Test Engineer:- Chris Taylor
Date of Issue:- September 10, 2018



Declaration of conformity:-

This test certificate confirms that the instrument specified above has been successfully tested to comply with the manufacturer's published specifications. Tests are performed using equipment traceable to national standards in accordance with Casella's ISO 9001:2008 quality procedures. This product is certified as being compliant to the requirements of the CE Directive.

Test Summary:-

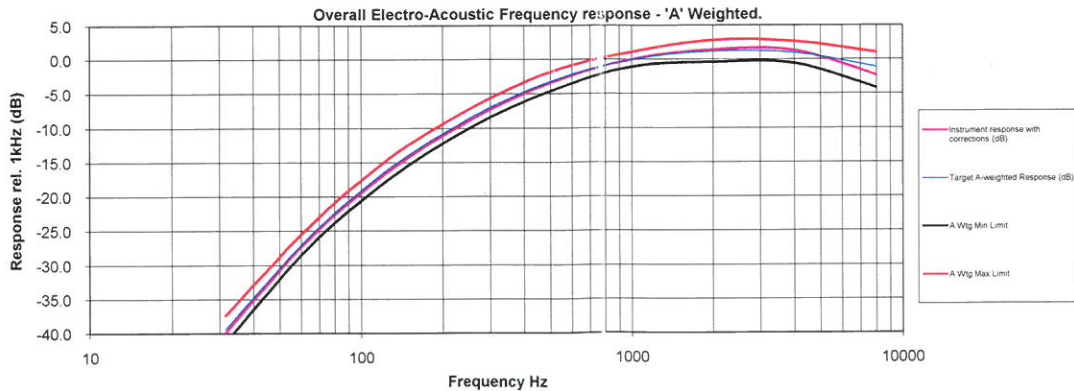
- Self Generated Noise Test
- Electrical Signal Test Of Frequency Weightings
- Frequency & Time Weightings At 1 kHz
- Level Linearity On The Reference Level Range
- Toneburst Response Test
- C-peak Sound Levels
- Overload Indication
- Acoustic Tests

All Tests Pass
All Tests Pass
All Tests Pass
All Tests Pass
All Tests Pass
All Tests Pass
All Tests Pass
All Tests Pass

Combined Electro-Acoustic Frequency Response - A Weighted

Combined Electro-Acoustic Frequency Response - A Weighted (IEC 61672-3:2006)

The following A-Weighted frequency response graph shows this instrument's overall frequency response based upon the application of multi-frequency pressure field calibrations. The microphones pressure to Free field correction coefficients are applied to pressure response. Reference level taken at 1kHz.



Casella UK
 Regent House, Wolsley Road,
 Kempston, Bedford
 MK42 7JY
 United Kingdom
 Tel: +44 (0) 1234 844100
 Fax: +44(0) 1234 841490
 E-mail: info@casellasolutions.com

Casella USA
 415 Lawrence Bell Drive, Unit 4
 Buffalo, NY 14221, USA
 Toll Free (800) 366-2966
 Tel: +1 (716) 276 3040
 E-mail: info@casellausa.com

Casella India
 Ideal Industries India Pvt.Ltd.
 229-230, Spazedge, Tower -B Sohna Road,
 Sector-47, Gurgaon-122001, Haryana, India.
 Tel: +91 124 4495100
 E-mail: casella.sales@ideal-industries.in

Casella China
 Ideal Industries China
 Room 305, Building 1, No.1279, Chuanqiao
 Rd, Pudong New District,
 Shanghai, China
 Tel: +86-21-31263188
 Fax: +86-21-61605906
 Email: info@casellasolutions.cn

Casella Australia
 Ideal Industries (Aust) PTY. LTD
 Unit 17, 35 Dunlop Rd, Mulgrave,
 Vic. 3170, Australia.
 Email: australia@casellasolutions.com

Certificate of
Conformance and Calibration for

CEL-120 Acoustic Calibrator

Applicable Standards :- IEC 60942: 2003 & ANSI S1.40: 2006

CEL-120/1 Class 1

CEL-120/2 Class 2

Serial No: 2393852

Firmware: 04

Temperature: 19 °C Pressure: 1013 mb %RH 47

Frequency = 1.00kHz ± 2Hz T.H.D. = < 1%	Calibration Level
SPL @ 114.0dB Setting	<u>114.01</u> dB
SPL @ 94.0dB Setting (CEL-120/1 only)	<u>93.96</u> dB/N.A

Engineer : MJew Date :- 17 OCT 2018

Company test equipment and acoustic working standards, used for conformance testing, are subject to periodic calibration, traceable to UK national standards, in accordance with the company's ISO9001 Quality System.

DECLARATION OF CONFORMITY

This certificate confirms that the instrument specified above has been produced and tested to comply with the manufacturer's published specifications and the relevant European Community CE directives.

Casella CEL (U.K.),
Regent House, Wolsley Road, Kempston, Bedford, MK42 7JY
Phone: +44 (0) 1234 844100 Fax: +44 (0) 1234 841490
E-mail: info@casellacel.com
Web: www.casellameasurement.com

Certificate of
Conformance and Calibration for

CEL-120 Acoustic Calibrator

Applicable Standards :-IEC 60942: 2003 & ANSI S1.40: 2006

CEL-120/1 Class 1

CEL-120/2 Class 2

Serial No: 2383886

Firmware: 04

Temperature: 19 °C Pressure: 1013 mb %RH 46

Frequency = 1.00kHz ± 2Hz T.H.D. = < 1%	Calibration Level
SPL @ 114.0dB Setting	<u>114.01</u> dB
SPL @ 94.0dB Setting (CEL-120/1 only)	<u>93.96</u> dB/N.A

Engineer :- Att Date :- 17 OCT 2018

Company test equipment and acoustic working standards, used for conformance testing, are subject to periodic calibration, traceable to UK national standards, in accordance with the company's ISO9001 Quality System.

DECLARATION OF CONFORMITY

This certificate confirms that the instrument specified above has been produced and tested to comply with the manufacturer's published specifications and the relevant European Community CE directives.

Casella CEL (U.K.),

Regent House, Wolsley Road, Kempston, Bedford, MK42 7JY
Phone: +44 (0) 1234 844100 Fax: +44 (0) 1234 841490

E-mail: info@casellacel.com

Web: www.casellameasurement.com

198032A-01

FUGRO TECHNICAL SERVICES LIMITED

Fugro Development Centre,
5 Lok Yi Street, Tai Lam,
Tuen Mun, N.T.,
Hong Kong.

Tel : +852 2450 8233
Fax : +852 2450 6138
E-mail : matlab@fugro.com
Website : www.fugro.com



Appendix C

Noise Monitoring Data

NM1 Block 45, Sha Tau Kok Chuen
0700-1900 in normal weekday

Date	Time	LAeq	Corrected LAeq*	L10	L90
25/02/2019	16:00	61.0	64.0	62.5	41.0
25/02/2019	16:30	62.6	65.6	60.7	41.0
25/02/2019	17:00	58.9	61.9	60.4	43.0
25/02/2019	17:30	61.0	64.0	59.9	42.0
25/02/2019	18:00	62.0	65.0	63.1	41.5
25/02/2019	18:30	60.5	63.5	57.2	39.0
26/02/2019	7:00	61.5	64.5	63.0	39.5
26/02/2019	7:30	62.2	65.2	63.0	41.0
26/02/2019	8:00	65.1	68.1	69.5	45.5
26/02/2019	8:30	63.7	66.7	63.7	44.5
26/02/2019	9:00	60.7	63.7	61.0	42.5
26/02/2019	9:30	59.0	62.0	59.0	42.5
26/02/2019	10:00	58.5	61.5	58.6	40.5
26/02/2019	10:30	60.4	63.4	60.4	40.0
26/02/2019	11:00	58.6	61.6	58.5	40.0
26/02/2019	11:30	59.5	62.5	59.5	39.5
26/02/2019	12:00	60.4	63.4	60.4	40.0
26/02/2019	12:30	61.5	64.5	61.5	41.0
26/02/2019	13:00	59.0	62.0	60.0	44.5
26/02/2019	13:30	59.4	62.4	59.3	40.5
26/02/2019	14:00	62.0	65.0	64.5	41.0
26/02/2019	14:30	60.3	63.3	61.0	45.5
26/02/2019	15:00	Wind Speed exceeded 5m/s			
26/02/2019	15:30				
26/02/2019	16:00	58.2	61.2	58.2	40.0
26/02/2019	16:30	60.7	63.7	60.7	40.0
26/02/2019	17:00	63.1	66.1	63.1	42.0
26/02/2019	17:30	60.1	63.1	60.1	40.5
26/02/2019	18:00	61.4	64.4	62.0	41.5
26/02/2019	18:30	61.1	64.1	61.1	40.5
27/02/2019	7:00	61.6	64.6	62.5	42.0
27/02/2019	7:30	63.3	66.3	65.0	46.5
27/02/2019	8:00	61.3	64.3	64.5	43.0
27/02/2019	8:30	62.0	65.0	62.1	43.0
27/02/2019	9:00	61.1	64.1	61.1	43.0
27/02/2019	9:30	63.0	66.0	63.0	44.0
27/02/2019	10:00	61.0	64.0	62.5	46.5
27/02/2019	10:30	59.5	62.5	59.5	47.0
27/02/2019	11:00	60.1	63.1	61.0	44.5
27/02/2019	11:30	62.6	65.6	62.5	41.0
27/02/2019	12:00	61.7	64.7	62.0	42.0
27/02/2019	12:30	64.3	67.3	68.5	41.0
27/02/2019	13:00	59.3	62.3	59.3	41.5
27/02/2019	13:30	60.7	63.7	62.5	45.5
27/02/2019	14:00	61.9	64.9	62.0	46.0
27/02/2019	14:30	61.4	64.4	59.5	45.0
27/02/2019	15:00	Wind Speed exceeded 5m/s			
27/02/2019	15:30				
27/02/2019	16:00				

* Correction of +3dB(A) for Free-field Measurement.

NM1 Block 45, Sha Tau Kok Chuen
0700-1900 in normal weekday

Date	Time	LAeq	Corrected LAeq*	L10	L90
27/02/2019	16:30	Wind Speed exceeded 5m/s			
27/02/2019	17:00	60.9	63.9	60.9	41.5
27/02/2019	17:30	59.4	62.4	60.5	41.0
27/02/2019	18:00	Wind Speed exceeded 5m/s			
27/02/2019	18:30	Wind Speed exceeded 5m/s			
28/02/2019	7:00	62.4	65.4	64.0	41.0
28/02/2019	7:30	61.0	64.0	61.0	42.0
28/02/2019	8:00	61.7	64.7	64.5	43.5
28/02/2019	8:30	61.7	64.7	63.0	44.0
28/02/2019	9:00	61.5	64.5	63.5	46.5
28/02/2019	9:30	62.6	65.6	66.0	47.5
28/02/2019	10:00	63.2	66.2	60.5	45.0
28/02/2019	10:30	58.7	61.7	61.5	45.0
28/02/2019	11:00	60.7	63.7	63.0	45.0
28/02/2019	11:30	61.0	64.0	61.0	39.0
28/02/2019	12:00	61.8	64.8	61.8	40.8
28/02/2019	12:30	61.7	64.7	63.3	40.2
28/02/2019	13:00	60.2	63.2	60.2	40.8
28/02/2019	13:30	59.4	62.4	59.4	42.2
28/02/2019	14:00	61.1	64.1	61.1	42.7
28/02/2019	14:30	59.2	62.2	59.2	44.4
28/02/2019	15:00	60.8	63.8	60.8	42.7
28/02/2019	15:30	58.6	61.6	58.6	40.8
28/02/2019	16:00	58.6	61.6	58.6	40.2
28/02/2019	16:30	61.4	64.4	61.4	42.1
28/02/2019	17:00	59.0	62.0	59.0	41.1
28/02/2019	17:30	60.7	63.7	61.2	43.1
28/02/2019	18:00	59.8	62.8	59.8	41.3
28/02/2019	18:30	54.6	57.6	54.6	40.4
01/03/2019	7:00	60.8	63.8	63.0	41.5
01/03/2019	7:30	60.3	63.3	60.3	42.0
01/03/2019	8:00	64.1	67.1	69.0	41.5
01/03/2019	8:30	60.9	63.9	64.0	41.5
01/03/2019	9:00	60.8	63.8	64.0	45.0
01/03/2019	9:30	58.9	61.9	59.0	44.5
01/03/2019	10:00	59.9	62.9	59.9	43.5
01/03/2019	10:30	58.4	61.4	58.3	41.0
01/03/2019	11:00	61.1	64.1	61.1	41.5
01/03/2019	11:30	61.6	64.6	62.0	40.5
01/03/2019	12:00	62.0	65.0	62.8	41.0
01/03/2019	12:30	62.7	65.7	65.5	40.0
01/03/2019	13:00	60.0	63.0	60.3	39.5
01/03/2019	13:30	58.7	61.7	60.0	41.0
01/03/2019	14:00	61.3	64.3	62.0	42.0
01/03/2019	14:30	58.3	61.3	60.0	41.5
01/03/2019	15:00	60.6	63.6	63.5	40.0
01/03/2019	15:30	59.2	62.2	59.5	41.5
01/03/2019	16:00	60.7	63.7	61.0	42.0
01/03/2019	16:30	61.7	64.7	62.0	41.5

* Correction of +3dB(A) for Free-field Measurement.

NM1 Block 45, Sha Tau Kok Chuen
0700-1900 in normal weekday

Date	Time	LAeq	Corrected LAeq*	L10	L90
01/03/2019	17:00	61.8	64.8	61.8	41.0
01/03/2019	17:30	58.5	61.5	58.6	40.5
01/03/2019	18:00	60.7	63.7	60.7	40.0
01/03/2019	18:30	58.7	61.7	60.5	40.0
02/03/2019	7:00	Wind Speed exceeded 5m/s			
02/03/2019	7:30	Wind Speed exceeded 5m/s			
02/03/2019	8:00	62.0	65.0	63.5	41.5
02/03/2019	8:30	61.9	64.9	62.5	43.5
02/03/2019	9:00	61.6	64.6	62.0	44.0
02/03/2019	9:30	60.9	63.9	62.5	42.0
02/03/2019	10:00	58.6	61.6	62.0	41.0
02/03/2019	10:30	57.5	60.5	56.0	40.0
02/03/2019	11:00	59.7	62.7	58.0	40.5
02/03/2019	11:30	59.0	62.0	60.5	41.5
02/03/2019	12:00	61.0	64.0	61.0	42.0
02/03/2019	12:30	59.6	62.6	58.0	41.0
02/03/2019	13:00	59.9	62.9	58.0	41.0
02/03/2019	13:30	58.7	61.7	55.0	40.5
02/03/2019	14:00	61.0	64.0	58.5	41.5
02/03/2019	14:30	57.3	60.3	58.5	41.5
02/03/2019	15:00	59.5	62.5	54.5	39.5
02/03/2019	15:30	59.2	62.2	59.0	42.0
02/03/2019	16:00	60.5	63.5	61.0	43.0
02/03/2019	16:30	59.7	62.7	59.0	43.0
02/03/2019	17:00	61.2	64.2	61.5	42.0
02/03/2019	17:30	58.2	61.2	57.5	41.0
02/03/2019	18:00	56.6	59.6	58.0	40.0
02/03/2019	18:30	58.3	61.3	62.0	51.0
04/03/2019	7:00	62.6	65.6	63.5	43.0
04/03/2019	7:30	60.6	63.6	63.5	40.5
04/03/2019	8:00	Wind Speed exceeded 5m/s			
04/03/2019	8:30	Wind Speed exceeded 5m/s			
04/03/2019	9:00	60.4	63.4	60.5	42.0
04/03/2019	9:30	58.4	61.4	54.0	40.0
04/03/2019	10:00	60.4	63.4	61.5	40.5
04/03/2019	10:30	58.7	61.7	54.0	39.5
04/03/2019	11:00	57.8	60.8	54.5	40.5
04/03/2019	11:30	59.2	62.2	55.0	39.5
04/03/2019	12:00	57.2	60.2	57.5	39.5
04/03/2019	12:30	54.3	57.3	54.0	40.5
04/03/2019	13:00	54.9	57.9	55.5	40.5
04/03/2019	13:30	53.4	56.4	47.5	37.5
04/03/2019	14:00	56.6	59.6	47.0	37.0
04/03/2019	14:30	54.2	57.2	51.5	38.5
04/03/2019	15:00	70.0	73.0	60.5	49.0
04/03/2019	15:30	56.9	59.9	56.5	44.0
04/03/2019	16:00	54.0	57.0	51.0	39.5
04/03/2019	16:30	55.6	58.6	54.5	39.5
04/03/2019	17:00	53.5	56.5	50.5	39.0

* Correction of +3dB(A) for Free-field Measurement.

NM1 Block 45, Sha Tau Kok Chuen
0700-1900 in normal weekday

Date	Time	LAeq	Corrected LAeq*	L10	L90
04/03/2019	17:30	53.8	56.8	53.0	38.5
04/03/2019	18:00	53.5	56.5	52.0	38.5
04/03/2019	18:30	55.2	58.2	53.0	38.5
05/03/2019	7:00	67.9	70.9	71.0	43.0
05/03/2019	7:30	62.5	65.5	61.5	45.0
05/03/2019	8:00	65.4	68.4	66.5	47.5
05/03/2019	8:30	63.3	66.3	63.0	44.0
05/03/2019	9:00	59.6	62.6	57.0	43.0
05/03/2019	9:30	60.7	63.7	61.0	44.0
05/03/2019	10:00	59.2	62.2	60.5	43.5
05/03/2019	10:30	59.4	62.4	61.0	42.5
05/03/2019	11:00	59.5	62.5	58.0	42.5
05/03/2019	11:30	60.7	63.7	60.0	42.0
05/03/2019	12:00	60.8	63.8	60.0	42.0
05/03/2019	12:30	60.3	63.3	60.5	42.0
05/03/2019	13:00	62.4	65.4	64.0	42.0
05/03/2019	13:30	57.9	60.9	56.5	42.0
05/03/2019	14:00	57.4	60.4	58.5	39.5
05/03/2019	14:30	58.1	61.1	56.0	41.0
05/03/2019	15:00	61.0	64.0	59.5	41.0
05/03/2019	15:30	56.1	59.1	53.0	40.5
05/03/2019	16:00	57.2	60.2	58.5	41.5
05/03/2019	16:30	62.0	65.0	60.0	40.5
05/03/2019	17:00	61.6	64.6	59.5	41.5
05/03/2019	17:30	61.3	64.3	57.5	42.0
05/03/2019	18:00	59.3	62.3	58.5	41.5
05/03/2019	18:30	60.5	63.5	60.5	40.5
06/03/2019	7:00	62.3	65.3	65.5	44.0
06/03/2019	7:30	63.5	66.5	63.5	44.5
06/03/2019	8:00	65.3	68.3	69.0	45.0
06/03/2019	8:30	61.8	64.8	63.0	43.5
06/03/2019	9:00	61.2	64.2	64.0	44.0
06/03/2019	9:30	58.6	61.6	60.5	43.0
06/03/2019	10:00	60.1	63.1	60.0	42.5
06/03/2019	10:30	60.1	63.1	61.5	43.0
06/03/2019	11:00	61.2	64.2	61.5	41.5
06/03/2019	11:30	60.8	63.8	60.8	41.0
06/03/2019	12:00	60.5	63.5	60.5	41.0
06/03/2019	12:30	63.5	66.5	62.5	41.5
06/03/2019	13:00	65.3	68.3	67.0	40.5
06/03/2019	13:30	53.5	56.5	55.8	40.0
06/03/2019	14:00	56.0	59.0	57.0	40.0
06/03/2019	14:30	52.5	55.5	54.8	40.5
06/03/2019	15:00	65.0	68.0	66.1	43.0
06/03/2019	15:30	59.6	62.6	63.5	43.0
06/03/2019	16:00	66.0	69.0	69.5	45.0
06/03/2019	16:30	60.0	63.0	62.0	44.0
06/03/2019	17:00	61.7	64.7	65.0	45.0
06/03/2019	17:30	61.2	64.2	63.5	44.0

* Correction of +3dB(A) for Free-field Measurement.

NM1 Block 45, Sha Tau Kok Chuen
0700-1900 in normal weekday

Date	Time	LAeq	Corrected LAeq*	L10	L90
06/03/2019	18:00	60.3	63.3	63.5	44.0
06/03/2019	18:30	61.5	64.5	62.5	42.5
07/03/2019	7:00	59.8	62.8	60.0	44.0
07/03/2019	7:30	62.8	65.8	65.5	46.0
07/03/2019	8:00	63.0	66.0	65.9	45.5
07/03/2019	8:30	55.0	58.0	57.0	42.0
07/03/2019	9:00	62.8	65.8	63.5	42.0
07/03/2019	9:30	50.0	53.0	51.3	41.0
07/03/2019	10:00	66.0	69.0	71.2	50.5
07/03/2019	10:30	67.5	70.5	72.6	45.5
07/03/2019	11:00	Wind Speed exceeded 5m/s			
07/03/2019	11:30				
07/03/2019	12:00				
07/03/2019	12:30	65.2	68.2	70.6	52.0
07/03/2019	13:00	Wind Speed exceeded 5m/s			
07/03/2019	13:30				
07/03/2019	14:00				
07/03/2019	14:30	66.1	69.1	68.2	47.0
07/03/2019	15:00	66.7	69.7	71.5	45.5
07/03/2019	15:30	72.0	75.0	74.5	48.5
07/03/2019	16:00	68.0	71.0	70.2	46.5
07/03/2019	16:30	65.7	68.7	68.0	46.0
07/03/2019	17:00	65.0	68.0	69.5	46.5
07/03/2019	17:30	Wind Speed exceeded 5m/s			
07/03/2019	18:00				
07/03/2019	18:30				
08/03/2019	7:00	66.7	69.7	68.0	42.5
08/03/2019	7:30	66.2	69.2	67.5	43.0
08/03/2019	8:00	66.5	69.5	68.5	46.0
08/03/2019	8:30	66.5	69.5	69.5	44.0
08/03/2019	9:00	61.7	64.7	62.5	44.5
08/03/2019	9:30	63.1	66.1	64.0	43.0
08/03/2019	10:00	57.5	60.5	59.0	41.0
08/03/2019	10:30	60.6	63.6	62.5	41.0
08/03/2019	11:00	60.9	63.9	61.5	42.0
08/03/2019	11:30	61.9	64.9	62.0	41.0
08/03/2019	12:00	61.9	64.9	62.5	40.5
08/03/2019	12:30	61.3	64.3	61.5	40.0
08/03/2019	13:00	58.5	61.5	60.5	39.5
08/03/2019	13:30	58.1	61.1	58.5	39.5
08/03/2019	14:00	59.7	62.7	60.0	40.5
08/03/2019	14:30	62.4	65.4	63.5	41.5
08/03/2019	15:00	61.7	64.7	62.5	40.5
08/03/2019	15:30	59.1	62.1	61.0	39.5
08/03/2019	16:00	60.0	63.0	61.0	39.5
08/03/2019	16:30	61.2	64.2	62.0	39.5
08/03/2019	17:00	66.3	69.3	68.5	41.5
08/03/2019	17:30	61.7	64.7	62.0	41.0
08/03/2019	18:00	60.9	63.9	62.0	40.5

* Correction of +3dB(A) for Free-field Measurement.

NM1 Block 45, Sha Tau Kok Chuen
0700-1900 in normal weekday

Date	Time	LAeq	Corrected LAeq*	L10	L90
08/03/2019	18:30	58.9	61.9	60.5	40.0
09/03/2019	7:00	58.2	61.2	56.0	37.5
09/03/2019	7:30	61.3	64.3	60.5	39.0
09/03/2019	8:00	60.9	63.9	62.0	40.5
09/03/2019	8:30	62.4	65.4	60.5	41.5
09/03/2019	9:00	61.8	64.8	63.0	41.5
09/03/2019	9:30	60.7	63.7	61.0	41.5
09/03/2019	10:00	59.4	62.4	58.5	41.0
09/03/2019	10:30	57.5	60.5	59.5	42.5
09/03/2019	11:00	61.3	64.3	60.5	44.0
09/03/2019	11:30	62.3	65.3	61.0	43.5
09/03/2019	12:00	62.5	65.5	62.5	42.0
09/03/2019	12:30	60.2	63.2	57.5	41.5
09/03/2019	13:00	62.4	65.4	62.5	41.0
09/03/2019	13:30	61.6	64.6	61.0	42.5
09/03/2019	14:00	62.0	65.0	59.5	43.0
09/03/2019	14:30	57.0	60.0	57.0	41.5
09/03/2019	15:00	58.5	61.5	56.5	41.5
09/03/2019	15:30	59.1	62.1	57.0	41.5
09/03/2019	16:00	58.6	61.6	57.0	41.0
09/03/2019	16:30	60.3	63.3	59.0	41.5
09/03/2019	17:00	62.6	65.6	62.0	42.5
09/03/2019	17:30	61.9	64.9	65.5	42.0
09/03/2019	18:00	66.2	69.2	67.5	52.5
09/03/2019	18:30	61.3	64.3	61.0	40.0
11/03/2019	7:00	67.5	70.5	70.5	43.5
11/03/2019	7:30	65.0	68.0	67.5	45.0
11/03/2019	8:00	67.0	70.0	70.0	43.5
11/03/2019	8:30	68.9	71.9	70.0	42.5
11/03/2019	9:00	64.0	67.0	66.7	40.5
11/03/2019	9:30	62.7	65.7	64.5	41.5
11/03/2019	10:00	64.2	67.2	68.0	42.0
11/03/2019	10:30	65.4	68.4	67.5	43.5
11/03/2019	11:00	66.1	69.1	69.0	42.5
11/03/2019	11:30	69.4	72.4	70.5	51.5
11/03/2019	12:00	59.5	62.5	64.2	43.0
11/03/2019	12:30	60.0	63.0	65.5	44.5
11/03/2019	13:00	69.7	72.7	72.5	51.0
11/03/2019	13:30	63.1	66.1	63.5	60.0
11/03/2019	14:00	68.1	71.1	70.0	61.0
11/03/2019	14:30	65.0	68.0	68.5	45.5
11/03/2019	15:00	66.1	69.1	66.5	45.0
11/03/2019	15:30	61.8	64.8	66.5	43.5

* Correction of +3dB(A) for Free-field Measurement.

NM1 Block 45, Sha Tau Kok Chuen
 0700-1900 other than normal weekday

Date	Time	LAeq	Corrected LAeq*	L10	L90
03/03/2019	7:00	62.8	65.8	63.3	40.8
03/03/2019	7:05	62.6	65.6	64.5	41.8
03/03/2019	7:10	59.2	62.2	61.3	42.8
03/03/2019	7:15	60.3	63.3	60.7	41.0
03/03/2019	7:20	59.2	62.2	61.5	40.5
03/03/2019	7:25	59.1	62.1	63.0	41.0
03/03/2019	7:30	59.8	62.8	63.5	44.0
03/03/2019	7:35	60.2	63.2	63.0	41.8
03/03/2019	7:40	61.1	64.1	63.0	42.8
03/03/2019	7:45	61.6	64.6	63.0	51.8
03/03/2019	7:50	64.8	67.8	65.0	53.3
03/03/2019	7:55	65.0	68.0	65.8	51.5
03/03/2019	8:00	65.4	68.4	68.8	51.3
03/03/2019	8:05	65.9	68.9	68.5	55.0
03/03/2019	8:10	61.2	64.2	64.5	45.3
03/03/2019	8:15	58.8	61.8	60.8	44.0
03/03/2019	8:20	58.2	61.2	60.5	45.8
03/03/2019	8:25	62.2	65.2	63.5	43.3
03/03/2019	8:30	64.5	67.5	65.4	47.3
03/03/2019	8:35	58.9	61.9	61.3	45.5
03/03/2019	8:40	63.3	66.3	63.7	48.0
03/03/2019	8:45	60.2	63.2	60.5	44.3
03/03/2019	8:50	57.5	60.5	59.6	43.0
03/03/2019	8:55	57.8	60.8	59.6	42.3
03/03/2019	9:00	58.1	61.1	60.0	42.5
03/03/2019	9:05	55.9	58.9	56.8	47.5
03/03/2019	9:10	62.4	65.4	62.5	45.3
03/03/2019	9:15	61.8	64.8	62.9	42.3
03/03/2019	9:20	61.6	64.6	63.5	44.3
03/03/2019	9:25	56.9	59.9	57.3	42.3
03/03/2019	9:30	58.2	61.2	58.8	43.3
03/03/2019	9:35	62.0	65.0	62.1	42.3
03/03/2019	9:40	56.0	59.0	57.6	41.8
03/03/2019	9:45	56.7	59.7	57.5	46.3
03/03/2019	9:50	55.5	58.5	58.5	48.5
03/03/2019	9:55	60.3	63.3	62.1	45.5
03/03/2019	10:00	61.3	64.3	61.8	47.5
03/03/2019	10:05	59.0	62.0	59.3	50.3
03/03/2019	10:10	59.6	62.6	61.0	49.5
03/03/2019	10:15	60.2	63.2	62.0	44.8
03/03/2019	10:20	57.5	60.5	58.0	41.8
03/03/2019	10:25	51.0	54.0	56.4	42.8
03/03/2019	10:30	49.8	52.8	58.4	43.8
03/03/2019	10:35	57.0	60.0	59.0	44.0
03/03/2019	10:40	62.0	65.0	65.5	51.3
03/03/2019	10:45	54.5	57.5	57.0	47.0
03/03/2019	10:50	59.0	62.0	60.9	42.3
03/03/2019	10:55	57.5	60.5	58.8	42.0
03/03/2019	11:00	54.5	57.5	57.8	41.3

* Correction of +3dB(A) for Free-field Measurement.

NM1 Block 45, Sha Tau Kok Chuen
0700-1900 other than normal weekday

Date	Time	LAeq	Corrected LAeq*	L10	L90
03/03/2019	11:05	61.4	64.4	61.8	43.5
03/03/2019	11:10	57.7	60.7	58.3	48.0
03/03/2019	11:15	56.8	59.8	59.2	48.8
03/03/2019	11:20	55.6	58.6	56.5	42.8
03/03/2019	11:25	58.0	61.0	60.5	44.0
03/03/2019	11:30	59.9	62.9	60.5	45.0
03/03/2019	11:35	60.5	63.5	61.1	41.5
03/03/2019	11:40	58.5	61.5	60.6	40.0
03/03/2019	11:45	53.0	56.0	58.9	39.8
03/03/2019	11:50	60.5	63.5	62.7	39.5
03/03/2019	11:55	58.0	61.0	59.8	41.0
03/03/2019	12:00	61.0	64.0	63.5	42.0
03/03/2019	12:05	59.3	62.3	60.4	42.5
03/03/2019	12:10	51.3	54.3	55.4	41.3
03/03/2019	12:15	55.5	58.5	56.5	40.0
03/03/2019	12:20	58.7	61.7	59.3	41.0
03/03/2019	12:25	63.4	66.4	64.5	40.5
03/03/2019	12:30	61.3	64.3	62.0	40.8
03/03/2019	12:35	58.5	61.5	60.3	43.0
03/03/2019	12:40	61.0	64.0	61.5	42.3
03/03/2019	12:45	62.0	65.0	62.8	41.8
03/03/2019	12:50	58.7	61.7	60.3	39.8
03/03/2019	12:55	63.0	66.0	64.3	42.0
03/03/2019	13:00	55.3	58.3	57.5	41.5
03/03/2019	13:05	58.3	61.3	60.8	49.8
03/03/2019	13:10	55.8	58.8	55.8	44.8
03/03/2019	13:15	60.5	63.5	61.0	49.8
03/03/2019	13:20	55.8	58.8	56.3	45.5
03/03/2019	13:25	59.3	62.3	59.8	45.5
03/03/2019	13:30	61.3	64.3	61.8	42.5
03/03/2019	13:35	57.8	60.8	57.9	43.8
03/03/2019	13:40	58.0	61.0	61.2	43.3
03/03/2019	13:45	57.8	60.8	57.8	42.0
03/03/2019	13:50	60.9	63.9	61.5	45.5
03/03/2019	13:55	57.5	60.5	59.3	49.0
03/03/2019	14:00	63.3	66.3	65.0	47.3
03/03/2019	14:05	58.8	61.8	60.9	43.3
03/03/2019	14:10	60.2	63.2	61.5	45.3
03/03/2019	14:15	61.6	64.6	61.8	44.0
03/03/2019	14:20	61.6	64.6	63.8	45.3
03/03/2019	14:25	59.0	62.0	61.9	42.5
03/03/2019	14:30	62.9	65.9	63.0	47.8
03/03/2019	14:35	60.0	63.0	60.0	46.0
03/03/2019	14:40	57.8	60.8	59.8	43.3
03/03/2019	14:45	58.4	61.4	58.8	48.3
03/03/2019	14:50	59.4	62.4	60.5	46.0
03/03/2019	14:55	56.8	59.8	57.6	45.0
03/03/2019	15:00	59.5	62.5	60.0	44.5
03/03/2019	15:05	61.1	64.1	63.3	45.0

* Correction of +3dB(A) for Free-field Measurement.

NM1 Block 45, Sha Tau Kok Chuen
 0700-1900 other than normal weekday

Date	Time	LAeq	Corrected LAeq*	L10	L90
03/03/2019	15:10	55.3	58.3	56.7	44.0
03/03/2019	15:15	57.8	60.8	58.0	42.8
03/03/2019	15:20	56.1	59.1	57.3	42.8
03/03/2019	15:25	55.8	58.8	57.4	44.0
03/03/2019	15:30	57.7	60.7	58.3	44.8
03/03/2019	15:35	59.3	62.3	59.4	50.0
03/03/2019	15:40	60.5	63.5	62.0	44.3
03/03/2019	15:45	61.6	64.6	63.8	43.5
03/03/2019	15:50	63.5	66.5	66.5	45.8
03/03/2019	15:55	59.3	62.3	60.5	42.8
03/03/2019	16:00	56.8	59.8	59.3	40.8
03/03/2019	16:05	55.7	58.7	57.5	41.3
03/03/2019	16:10	61.7	64.7	63.8	41.3
03/03/2019	16:15	56.3	59.3	56.5	41.0
03/03/2019	16:20	60.0	63.0	60.7	40.8
03/03/2019	16:25	55.0	58.0	56.0	40.0
03/03/2019	16:30	59.5	62.5	59.7	40.5
03/03/2019	16:35	60.7	63.7	62.8	42.8
03/03/2019	16:40	61.1	64.1	61.8	41.3
03/03/2019	16:45	61.5	64.5	62.0	42.8
03/03/2019	16:50	57.0	60.0	57.8	42.3
03/03/2019	16:55	60.5	63.5	61.3	42.5
03/03/2019	17:00	63.8	66.8	64.0	42.8
03/03/2019	17:05	60.8	63.8	62.8	45.0
03/03/2019	17:10	61.0	64.0	61.3	43.3
03/03/2019	17:15	60.5	63.5	62.5	41.0
03/03/2019	17:20	57.5	60.5	57.8	41.8
03/03/2019	17:25	58.0	61.0	59.0	40.8
03/03/2019	17:30	59.9	62.9	60.3	42.5
03/03/2019	17:35	60.5	63.5	61.9	42.0
03/03/2019	17:40	59.8	62.8	62.3	41.5
03/03/2019	17:45	57.8	60.8	58.7	41.0
03/03/2019	17:50	53.8	56.8	55.0	40.0
03/03/2019	17:55	59.5	62.5	60.3	41.5
03/03/2019	18:00	59.0	62.0	59.5	40.8
03/03/2019	18:05	57.3	60.3	58.6	40.8
03/03/2019	18:10	59.0	62.0	61.7	41.3
03/03/2019	18:15	59.5	62.5	59.7	40.8
03/03/2019	18:20	56.3	59.3	56.8	41.0
03/03/2019	18:25	54.0	57.0	56.8	41.3
03/03/2019	18:30	59.5	62.5	60.2	41.8
03/03/2019	18:35	60.8	63.8	62.2	41.3
03/03/2019	18:40	58.3	61.3	59.5	41.8
03/03/2019	18:45	59.3	62.3	60.8	44.0
03/03/2019	18:50	60.8	63.8	61.9	41.3
03/03/2019	18:55	59.7	62.7	61.0	40.8
10/03/2019	7:00	62.8	65.8	63.2	40.5
10/03/2019	7:05	61.1	64.1	63.5	40.3
10/03/2019	7:10	62.2	65.2	64.3	42.5
10/03/2019	7:15	62.6	65.6	65.5	39.3

* Correction of +3dB(A) for Free-field Measurement.

NM1 Block 45, Sha Tau Kok Chuen
 0700-1900 other than normal weekday

Date	Time	LAeq	Corrected LAeq*	L10	L90
10/03/2019	7:20	60.4	63.4	61.5	38.5
10/03/2019	7:25	60.7	63.7	62.5	41.8
10/03/2019	7:30	59.1	62.1	62.5	42.8
10/03/2019	7:35	60.4	63.4	62.5	42.0
10/03/2019	7:40	59.2	62.2	61.3	41.0
10/03/2019	7:45	60.8	63.8	61.0	40.8
10/03/2019	7:50	63.5	66.5	64.4	43.0
10/03/2019	7:55	60.0	63.0	61.3	43.5
10/03/2019	8:00	65.6	68.6	68.8	47.0
10/03/2019	8:05	63.9	66.9	64.8	56.8
10/03/2019	8:10	63.2	66.2	67.0	46.0
10/03/2019	8:15	60.6	63.6	63.8	45.3
10/03/2019	8:20	59.1	62.1	63.0	45.3
10/03/2019	8:25	61.6	64.6	62.5	41.3
10/03/2019	8:30	63.1	66.1	64.0	46.8
10/03/2019	8:35	60.1	63.1	62.0	47.5
10/03/2019	8:40	62.0	65.0	62.6	47.0
10/03/2019	8:45	61.1	64.1	63.5	47.0
10/03/2019	8:50	59.8	62.8	60.1	45.5
10/03/2019	8:55	56.5	59.5	58.0	42.5
10/03/2019	9:00	59.6	62.6	61.8	45.0
10/03/2019	9:05	61.6	64.6	62.5	52.3
10/03/2019	9:10	60.1	63.1	61.0	47.0
10/03/2019	9:15	60.5	63.5	61.3	42.8
10/03/2019	9:20	60.1	63.1	62.0	44.3
10/03/2019	9:25	60.7	63.7	62.5	44.3
10/03/2019	9:30	58.3	61.3	59.0	45.0
10/03/2019	9:35	59.9	62.9	61.8	47.3
10/03/2019	9:40	63.9	66.9	64.8	45.5
10/03/2019	9:45	55.0	58.0	55.7	46.8
10/03/2019	9:50	54.3	57.3	55.5	50.3
10/03/2019	9:55	58.8	61.8	59.1	45.0
10/03/2019	10:00	62.6	65.6	63.5	46.3
10/03/2019	10:05	55.8	58.8	60.5	50.3
10/03/2019	10:10	57.5	60.5	59.2	48.3
10/03/2019	10:15	59.5	62.5	60.4	46.3
10/03/2019	10:20	59.5	62.5	60.9	42.0
10/03/2019	10:25	53.8	56.8	58.4	42.5
10/03/2019	10:30	50.0	53.0	55.0	43.0
10/03/2019	10:35	56.5	59.5	59.6	42.3
10/03/2019	10:40	59.6	62.6	61.8	50.5
10/03/2019	10:45	58.0	61.0	60.0	46.0

* Correction of +3dB(A) for Free-field Measurement.

NM1 Block 45, Sha Tau Kok Chuen
 0700-1900 other than normal weekday

Date	Time	LAeq	Corrected LAeq*	L10	L90
10/03/2019	10:50	59.3	62.3	60.0	42.3
10/03/2019	10:55	60.2	63.2	61.0	40.8
10/03/2019	11:00	57.5	60.5	58.9	42.3
10/03/2019	11:05	60.0	63.0	61.0	44.0
10/03/2019	11:10	59.1	62.1	59.8	48.8
10/03/2019	11:15	60.6	63.6	61.0	48.5
10/03/2019	11:20	54.0	57.0	56.3	42.3
10/03/2019	11:25	58.5	61.5	61.5	41.8
10/03/2019	11:30	60.1	63.1	61.3	42.5
10/03/2019	11:35	61.9	64.9	64.3	40.5
10/03/2019	11:40	59.5	62.5	60.1	39.3
10/03/2019	11:45	57.3	60.3	58.8	39.3
10/03/2019	11:50	51.8	54.8	57.7	38.8
10/03/2019	11:55	54.0	57.0	58.4	40.0
10/03/2019	12:00	59.3	62.3	59.4	41.5
10/03/2019	12:05	60.5	63.5	62.3	41.0
10/03/2019	12:10	57.5	60.5	59.0	40.8
10/03/2019	12:15	54.0	57.0	56.5	39.5
10/03/2019	12:20	58.5	61.5	58.7	40.8
10/03/2019	12:25	62.9	65.9	63.5	39.8
10/03/2019	12:30	61.7	64.7	64.3	41.0
10/03/2019	12:35	58.6	61.6	59.3	41.0
10/03/2019	12:40	62.0	65.0	63.3	41.5
10/03/2019	12:45	59.6	62.6	61.5	40.8
10/03/2019	12:50	62.1	65.1	63.5	40.0
10/03/2019	12:55	57.8	60.8	58.7	39.5
10/03/2019	13:00	56.5	59.5	56.5	40.5
10/03/2019	13:05	61.0	64.0	63.8	46.5
10/03/2019	13:10	58.5	61.5	61.0	42.5
10/03/2019	13:15	58.4	61.4	58.8	45.8
10/03/2019	13:20	57.0	60.0	58.8	45.8
10/03/2019	13:25	58.0	61.0	58.7	46.5
10/03/2019	13:30	55.0	58.0	57.3	39.8
10/03/2019	13:35	53.3	56.3	56.8	43.5
10/03/2019	13:40	55.5	58.5	60.9	42.5
10/03/2019	13:45	59.8	62.8	60.0	40.8
10/03/2019	13:50	61.4	64.4	61.5	43.3
10/03/2019	13:55	56.0	59.0	56.2	45.5
10/03/2019	14:00	60.4	63.4	60.5	46.5
10/03/2019	14:05	61.2	64.2	62.3	40.3
10/03/2019	14:10	58.5	61.5	59.0	42.0
10/03/2019	14:15	60.0	63.0	62.5	40.3
10/03/2019	14:20	62.5	65.5	63.1	45.3
10/03/2019	14:25	56.0	59.0	59.0	43.3
10/03/2019	14:30	62.1	65.1	64.8	48.5
10/03/2019	14:35	55.3	58.3	55.9	45.0
10/03/2019	14:40	57.8	60.8	59.5	44.3
10/03/2019	14:45	58.6	61.6	60.0	48.0
10/03/2019	14:50	62.0	65.0	62.3	45.3
10/03/2019	14:55	51.5	54.5	53.3	40.8

* Correction of +3dB(A) for Free-field Measurement.

NM1 Block 45, Sha Tau Kok Chuen
 0700-1900 other than normal weekday

Date	Time	LAeq	Corrected LAeq*	L10	L90
10/03/2019	15:00	60.7	63.7	61.0	42.5
10/03/2019	15:05	59.0	62.0	59.8	42.5
10/03/2019	15:10	53.3	56.3	53.5	42.0
10/03/2019	15:15	53.5	56.5	55.5	41.8
10/03/2019	15:20	57.3	60.3	57.5	44.0
10/03/2019	15:25	59.0	62.0	59.8	41.0
10/03/2019	15:30	55.3	58.3	56.3	40.3
10/03/2019	15:35	57.0	60.0	60.8	45.8
10/03/2019	15:40	58.2	61.2	60.0	40.5
10/03/2019	15:45	60.0	63.0	60.7	40.0
10/03/2019	15:50	60.4	63.4	61.0	43.0
10/03/2019	15:55	55.5	58.5	57.0	41.0
10/03/2019	16:00	55.2	58.2	56.0	40.0
10/03/2019	16:05	50.8	53.8	52.8	40.3
10/03/2019	16:10	62.2	65.2	64.3	40.5
10/03/2019	16:15	57.8	60.8	57.8	40.8
10/03/2019	16:20	54.5	57.5	59.5	40.8
10/03/2019	16:25	54.3	57.3	56.5	40.3
10/03/2019	16:30	57.5	60.5	59.2	41.0
10/03/2019	16:35	60.1	63.1	61.5	41.8
10/03/2019	16:40	63.0	66.0	63.8	40.8
10/03/2019	16:45	61.5	64.5	61.8	40.8
10/03/2019	16:50	57.8	60.8	60.4	41.3
10/03/2019	16:55	57.8	60.8	58.3	41.3
10/03/2019	17:00	61.3	64.3	63.6	42.5
10/03/2019	17:05	58.7	61.7	59.8	44.3
10/03/2019	17:10	59.4	62.4	60.5	43.0
10/03/2019	17:15	55.0	58.0	56.2	39.5
10/03/2019	17:20	61.5	64.5	62.2	42.5
10/03/2019	17:25	57.0	60.0	58.4	40.8
10/03/2019	17:30	61.0	64.0	62.3	42.0
10/03/2019	17:35	60.3	63.3	61.7	42.3
10/03/2019	17:40	57.7	60.7	58.8	42.8
10/03/2019	17:45	57.5	60.5	60.4	42.3
10/03/2019	17:50	56.4	59.4	57.3	40.8
10/03/2019	17:55	61.0	64.0	62.0	42.8
10/03/2019	18:00	58.7	61.7	58.8	41.0
10/03/2019	18:05	56.7	59.7	58.0	40.8
10/03/2019	18:10	62.1	65.1	62.3	41.8
10/03/2019	18:15	56.0	59.0	58.6	40.8
10/03/2019	18:20	56.0	59.0	58.7	40.5
10/03/2019	18:25	62.0	65.0	65.3	43.8
10/03/2019	18:30	56.7	59.7	57.3	40.3
10/03/2019	18:35	58.8	61.8	60.4	40.0
10/03/2019	18:40	55.0	58.0	55.2	41.5
10/03/2019	18:45	55.5	58.5	55.7	40.0
10/03/2019	18:50	56.5	59.5	57.4	40.3
10/03/2019	18:55	57.2	60.2	57.8	41.0

* Correction of +3dB(A) for Free-field Measurement.

NM2 Building along Shun Lung Street
0700-1900 in normal weekdays

Date	Time	LAeq	Corrected LAeq*	L10	L90
25/02/2019	16:00	59.2	62.2	62.0	53.5
25/02/2019	16:30	60.0	63.0	63.0	52.5
25/02/2019	17:00	59.7	62.7	62.5	51.0
25/02/2019	17:30	57.9	60.9	61.0	50.0
25/02/2019	18:00	67.3	70.3	69.5	64.5
25/02/2019	18:30	59.2	62.2	60.5	42.5
26/02/2019	7:00	56.0	59.0	58.5	52.0
26/02/2019	7:30	54.2	57.2	55.0	51.5
26/02/2019	8:00	56.8	59.8	58.5	45.0
26/02/2019	8:30	54.1	57.1	55.5	42.0
26/02/2019	9:00	51.8	54.8	56.0	41.0
26/02/2019	9:30	59.2	62.2	60.5	42.5
26/02/2019	10:00	51.0	54.0	54.0	40.0
26/02/2019	10:30	52.1	55.1	55.5	41.5
26/02/2019	11:00	54.5	57.5	57.0	42.0
26/02/2019	11:30	51.7	54.7	55.0	43.5
26/02/2019	12:00	54.5	57.5	56.7	40.0
26/02/2019	12:30	60.4	63.4	60.5	42.0
26/02/2019	13:00	53.3	56.3	57.0	41.0
26/02/2019	13:30	54.8	57.8	57.5	43.5
26/02/2019	14:00	50.8	53.8	54.5	43.0
26/02/2019	14:30	56.7	59.7	59.5	41.5
26/02/2019	15:00	Wind Speed exceeded 5m/s			
26/02/2019	15:30				
26/02/2019	16:00	51.4	54.4	52.5	43.0
26/02/2019	16:30	56.4	59.4	59.5	44.0
26/02/2019	17:00	56.7	59.7	58.0	46.5
26/02/2019	17:30	57.1	60.1	57.5	39.5
26/02/2019	18:00	55.0	58.0	57.0	46.0
26/02/2019	18:30	60.5	63.5	62.5	47.0
27/02/2019	7:00	57.6	60.6	60.5	50.5
27/02/2019	7:30	58.7	61.7	61.5	54.0
27/02/2019	8:00	54.6	57.6	58.5	48.0
27/02/2019	8:30	61.1	64.1	64.0	50.0
27/02/2019	9:00	58.3	61.3	61.0	50.0
27/02/2019	9:30	56.7	59.7	57.5	48.0
27/02/2019	10:00	54.2	57.2	57.5	49.5
27/02/2019	10:30	61.5	64.5	63.0	50.5
27/02/2019	11:00	62.9	65.9	65.0	51.5
27/02/2019	11:30	54.0	57.0	57.0	48.0
27/02/2019	12:00	56.1	59.1	59.5	50.0
27/02/2019	12:30	61.9	64.9	64.5	53.0
27/02/2019	13:00	59.0	62.0	60.0	49.5
27/02/2019	13:30	58.7	61.7	61.5	51.5
27/02/2019	14:00	57.1	60.1	58.0	48.5
27/02/2019	14:30	65.9	68.9	67.0	63.5
27/02/2019	15:00	Wind Speed exceeded 5m/s			
27/02/2019	15:30				
27/02/2019	16:00				

* Correction of +3dB(A) for Free-field Measurement.

NM2 Building along Shun Lung Street
0700-1900 in normal weekdays

Date	Time	LAeq	Corrected LAeq*	L10	L90
27/02/2019	16:30	Wind Speed exceeded 5m/s			
27/02/2019	17:00	59.1	62.1	63.0	51.5
27/02/2019	17:30	56.7	59.7	61.0	47.5
27/02/2019	18:00	Wind Speed exceeded 5m/s			
27/02/2019	18:30				
28/02/2019	7:00	55.6	58.6	59.0	49.5
28/02/2019	7:30	54.4	57.4	56.0	49.5
28/02/2019	8:00	56.6	59.6	59.0	51.5
28/02/2019	8:30	57.0	60.0	59.5	50.5
28/02/2019	9:00	63.0	66.0	65.1	56.0
28/02/2019	9:30	58.1	61.1	60.5	50.5
28/02/2019	10:00	56.8	59.8	59.0	49.0
28/02/2019	10:30	56.8	59.8	60.5	49.0
28/02/2019	11:00	53.9	56.9	55.0	48.0
28/02/2019	11:30	55.6	58.6	58.5	48.0
28/02/2019	12:00	60.1	63.1	62.5	49.0
28/02/2019	12:30	58.5	61.5	61.5	49.0
28/02/2019	13:00	62.7	65.7	63.5	50.5
28/02/2019	13:30	61.8	64.8	65.5	49.5
28/02/2019	14:00	59.6	62.6	61.0	48.5
28/02/2019	14:30	56.3	59.3	59.5	49.5
28/02/2019	15:00	61.0	64.0	63.5	51.0
28/02/2019	15:30	60.2	63.2	61.5	54.0
28/02/2019	16:00	62.8	65.8	66.0	53.0
28/02/2019	16:30	59.6	62.6	62.5	49.5
28/02/2019	17:00	60.6	63.6	64.0	50.0
28/02/2019	17:30	60.0	63.0	64.0	50.5
28/02/2019	18:00	61.1	64.1	64.5	51.5
28/02/2019	18:30	61.1	64.1	63.0	51.0
01/03/2019	7:00	51.5	54.5	55.0	42.0
01/03/2019	7:30	55.1	58.1	58.5	43.5
01/03/2019	8:00	54.8	57.8	58.5	44.0
01/03/2019	8:30	60.6	63.6	64.0	52.0
01/03/2019	9:00	58.8	61.8	63.5	50.0
01/03/2019	9:30	49.8	52.8	51.5	46.5
01/03/2019	10:00	62.8	65.8	66.5	52.0
01/03/2019	10:30	63.7	66.7	66.5	56.0
01/03/2019	11:00	62.9	65.9	65.5	56.0
01/03/2019	11:30	60.0	63.0	63.5	54.0
01/03/2019	12:00	60.8	63.8	64.5	54.0
01/03/2019	12:30	58.2	61.2	61.0	51.0
01/03/2019	13:00	62.1	65.1	64.5	52.5
01/03/2019	13:30	59.0	62.0	62.0	53.0
01/03/2019	14:00	60.8	63.8	63.5	51.5
01/03/2019	14:30	56.2	59.2	60.0	50.0
01/03/2019	15:00	60.3	63.3	61.0	51.0
01/03/2019	15:30	55.5	58.5	57.5	49.0
01/03/2019	16:00	59.8	62.8	61.5	51.0
01/03/2019	16:30	60.4	63.4	61.5	51.0

* Correction of +3dB(A) for Free-field Measurement.

NM2 Building along Shun Lung Street
0700-1900 in normal weekdays

Date	Time	LAeq	Corrected LAeq*	L10	L90
01/03/2019	17:00	55.5	58.5	58.0	50.0
01/03/2019	17:30	60.6	63.6	61.5	51.5
01/03/2019	18:00	60.5	63.5	63.5	50.5
01/03/2019	18:30	70.5	73.5	71.5	52.5
02/03/2019	7:00	Wind Speed exceeded 5m/s			
02/03/2019	7:30	Wind Speed exceeded 5m/s			
02/03/2019	8:00	64.6	67.6	66.5	56.0
02/03/2019	8:30	59.5	62.5	62.0	49.5
02/03/2019	9:00	61.1	64.1	62.5	49.5
02/03/2019	9:30	62.1	65.1	62.5	49.5
02/03/2019	10:00	59.3	62.3	61.0	49.0
02/03/2019	10:30	57.9	60.9	60.0	48.5
02/03/2019	11:00	62.8	65.8	66.5	52.5
02/03/2019	11:30	60.3	63.3	63.0	50.5
02/03/2019	12:00	60.4	63.4	63.0	51.0
02/03/2019	12:30	59.3	62.3	62.5	49.5
02/03/2019	13:00	59.5	62.5	62.0	50.0
02/03/2019	13:30	64.1	67.1	65.0	49.5
02/03/2019	14:00	58.7	61.7	61.0	49.0
02/03/2019	14:30	58.0	61.0	60.5	49.0
02/03/2019	15:00	65.6	68.6	64.0	50.5
02/03/2019	15:30	59.6	62.6	60.5	50.0
02/03/2019	16:00	58.7	61.7	60.0	50.5
02/03/2019	16:30	58.2	61.2	59.5	49.5
02/03/2019	17:00	59.3	62.3	62.5	50.5
02/03/2019	17:30	61.5	64.5	64.5	52.0
02/03/2019	18:00	61.5	64.5	64.0	53.0
02/03/2019	18:30	59.7	62.7	62.5	49.5
04/03/2019	7:00	60.9	63.9	63.5	52.5
04/03/2019	7:30	70.8	73.8	74.5	56.0
04/03/2019	8:00	Wind Speed exceeded 5m/s			
04/03/2019	8:30	Wind Speed exceeded 5m/s			
04/03/2019	9:00	62.7	65.7	63.5	50.0
04/03/2019	9:30	61.5	64.5	63.5	50.0
04/03/2019	10:00	59.3	62.3	62.5	49.0
04/03/2019	10:30	60.8	63.8	60.5	49.0
04/03/2019	11:00	62.2	65.2	64.0	50.0
04/03/2019	11:30	66.2	69.2	68.0	53.0
04/03/2019	12:00	60.7	63.7	64.0	51.5
04/03/2019	12:30	58.5	61.5	61.0	49.5
04/03/2019	13:00	59.9	62.9	62.0	49.5
04/03/2019	13:30	61.3	64.3	62.0	50.0
04/03/2019	14:00	61.4	64.4	64.0	50.0
04/03/2019	14:30	61.7	64.7	62.5	51.5
04/03/2019	15:00	59.4	62.4	62.0	50.5
04/03/2019	15:30	68.9	71.9	70.5	52.5
04/03/2019	16:00	68.7	71.7	69.5	51.5
04/03/2019	16:30	61.9	64.9	64.5	51.0
04/03/2019	17:00	62.1	65.1	62.0	51.5

* Correction of +3dB(A) for Free-field Measurement.

NM2 Building along Shun Lung Street
0700-1900 in normal weekdays

Date	Time	LAeq	Corrected LAeq*	L10	L90
04/03/2019	17:30	66.8	69.8	68.0	54.0
04/03/2019	18:00	58.2	61.2	61.5	51.5
04/03/2019	18:30	64.0	67.0	63.0	49.5
05/03/2019	7:00	63.1	66.1	66.0	54.0
05/03/2019	7:30	69.0	72.0	74.5	55.5
05/03/2019	8:00	64.9	67.9	67.0	53.5
05/03/2019	8:30	61.3	64.3	63.0	51.5
05/03/2019	9:00	66.2	69.2	68.0	52.5
05/03/2019	9:30	64.9	67.9	67.5	50.5
05/03/2019	10:00	70.4	73.4	69.0	50.5
05/03/2019	10:30	65.0	68.0	67.0	53.5
05/03/2019	11:00	59.7	62.7	61.5	50.5
05/03/2019	11:30	64.1	67.1	66.5	53.0
05/03/2019	12:00	62.6	65.6	65.0	51.5
05/03/2019	12:30	62.8	65.8	63.5	50.0
05/03/2019	13:00	63.6	66.6	66.0	51.0
05/03/2019	13:30	63.0	66.0	65.0	51.0
05/03/2019	14:00	62.4	65.4	63.0	50.0
05/03/2019	14:30	62.5	65.5	63.0	51.5
05/03/2019	15:00	62.3	65.3	64.5	52.5
05/03/2019	15:30	65.4	68.4	67.0	52.5
05/03/2019	16:00	63.8	66.8	62.0	50.5
05/03/2019	16:30	60.8	63.8	63.0	51.5
05/03/2019	17:00	66.1	69.1	68.5	56.0
05/03/2019	17:30	61.9	64.9	64.0	53.5
05/03/2019	18:00	62.7	65.7	65.0	52.0
05/03/2019	18:30	56.3	59.3	59.5	47.5
06/03/2019	7:00	62.9	65.9	65.0	54.5
06/03/2019	7:30	Extreme Noisy Event observed			
06/03/2019	8:00	71.2	74.2	74.5	54.5
06/03/2019	8:30	60.3	63.3	62.5	50.5
06/03/2019	9:00	62.1	65.1	65.0	50.5
06/03/2019	9:30	61.2	64.2	64.0	51.0
06/03/2019	10:00	60.6	63.6	62.5	50.0
06/03/2019	10:30	63.4	66.4	63.5	50.0
06/03/2019	11:00	63.3	66.3	64.0	50.0
06/03/2019	11:30	59.7	62.7	61.5	51.5
06/03/2019	12:00	60.9	63.9	63.5	51.5
06/03/2019	12:30	62.7	65.7	64.0	51.0
06/03/2019	13:00	64.8	67.8	67.0	53.5
06/03/2019	13:30	63.2	66.2	65.5	54.5
06/03/2019	14:00	62.4	65.4	64.0	56.0
06/03/2019	14:30	63.6	66.6	65.0	54.0
06/03/2019	15:00	60.5	63.5	63.5	52.5
06/03/2019	15:30	63.5	66.5	66.5	53.0
06/03/2019	16:00	62.0	65.0	64.0	52.0
06/03/2019	16:30	60.6	63.6	63.0	52.0
06/03/2019	17:00	62.6	65.6	65.0	52.5
06/03/2019	17:30	63.6	66.6	65.0	53.5

* Correction of +3dB(A) for Free-field Measurement.

NM2 Building along Shun Lung Street
0700-1900 in normal weekdays

Date	Time	LAeq	Corrected LAeq*	L10	L90
06/03/2019	18:00	65.4	68.4	65.0	52.0
06/03/2019	18:30	55.5	58.5	58.0	44.0
07/03/2019	7:00	63.5	66.5	66.5	55.0
07/03/2019	7:30	66.0	69.0	67.5	56.5
07/03/2019	8:00	64.1	67.1	66.0	52.5
07/03/2019	8:30	60.8	63.8	63.5	51.5
07/03/2019	9:00	63.5	66.5	63.5	52.0
07/03/2019	9:30	64.1	67.1	64.5	53.5
07/03/2019	10:00	62.8	65.8	65.0	54.5
07/03/2019	10:30	58.2	61.2	61.5	51.0
07/03/2019	11:00	Wind Speed exceeded 5m/s			
07/03/2019	11:30				
07/03/2019	12:00				
07/03/2019	12:30	64.4	67.4	66.5	52.5
07/03/2019	13:00	Wind Speed exceeded 5m/s			
07/03/2019	13:30				
07/03/2019	14:00				
07/03/2019	14:30	62.3	65.3	63.5	52.5
07/03/2019	15:00	65.8	68.8	66.0	53.5
07/03/2019	15:30	64.4	67.4	66.5	54.0
07/03/2019	16:00	66.2	69.2	69.0	53.0
07/03/2019	16:30	66.2	69.2	69.0	52.5
07/03/2019	17:00	63.1	66.1	65.0	54.5
07/03/2019	17:30	Wind Speed exceeded 5m/s			
07/03/2019	18:00				
07/03/2019	18:30				
08/03/2019	7:00	61.3	64.3	63.5	52.0
08/03/2019	7:30	Extreme Noisy Event observed			
08/03/2019	8:00	64.1	67.1	67.0	53.5
08/03/2019	8:30	62.2	65.2	65.0	51.0
08/03/2019	9:00	61.2	64.2	61.5	51.0
08/03/2019	9:30	67.4	70.4	69.0	53.0
08/03/2019	10:00	62.4	65.4	64.0	51.0
08/03/2019	10:30	62.7	65.7	63.5	50.0
08/03/2019	11:00	61.9	64.9	62.5	51.0
08/03/2019	11:30	62.0	65.0	64.0	51.0
08/03/2019	12:00	60.3	63.3	63.5	51.5
08/03/2019	12:30	61.0	64.0	63.0	51.0
08/03/2019	13:00	61.8	64.8	64.0	50.5
08/03/2019	13:30	58.2	61.2	60.0	50.5
08/03/2019	14:00	65.0	68.0	63.0	50.5
08/03/2019	14:30	61.5	64.5	63.0	51.5
08/03/2019	15:00	63.7	66.7	62.0	51.0
08/03/2019	15:30	62.0	65.0	62.5	50.5
08/03/2019	16:00	65.0	68.0	64.5	50.5
08/03/2019	16:30	62.6	65.6	64.0	50.0
08/03/2019	17:00	64.6	67.6	64.5	54.0
08/03/2019	17:30	61.0	64.0	64.5	51.0
08/03/2019	18:00	58.0	61.0	59.5	50.0

* Correction of +3dB(A) for Free-field Measurement.

NM2 Building along Shun Lung Street
0700-1900 in normal weekdays

Date	Time	LAeq	Corrected LAeq*	L10	L90
08/03/2019	18:30	60.6	63.6	63.0	44.5
09/03/2019	7:00	61.4	64.4	63.0	52.0
09/03/2019	7:30	61.2	64.2	63.5	52.0
09/03/2019	8:00	60.9	63.9	63.5	51.0
09/03/2019	8:30	60.3	63.3	62.0	50.5
09/03/2019	9:00	60.9	63.9	62.5	50.5
09/03/2019	9:30	61.2	64.2	62.0	50.0
09/03/2019	10:00	59.8	62.8	60.5	51.0
09/03/2019	10:30	61.1	64.1	62.0	50.5
09/03/2019	11:00	60.5	63.5	63.0	50.5
09/03/2019	11:30	64.7	67.7	65.0	52.0
09/03/2019	12:00	64.6	67.6	66.0	51.0
09/03/2019	12:30	69.2	72.2	70.5	55.0
09/03/2019	13:00	65.3	68.3	69.0	58.5
09/03/2019	13:30	58.4	61.4	61.5	52.5
09/03/2019	14:00	58.5	61.5	60.5	50.0
09/03/2019	14:30	55.9	58.9	58.5	47.5
09/03/2019	15:00	54.3	57.3	57.0	45.0
09/03/2019	15:30	57.2	60.2	59.5	45.0
09/03/2019	16:00	61.5	64.5	62.1	50.5
09/03/2019	16:30	62.0	65.0	64.5	50.5
09/03/2019	17:00	55.8	58.8	59.0	50.5
09/03/2019	17:30	57.0	60.0	59.1	50.0
09/03/2019	18:00	61.6	64.6	65.5	50.5
09/03/2019	18:30	61.7	64.7	64.0	51.0
11/03/2019	7:00	61.0	64.0	64.0	56.5
11/03/2019	7:30	Extreme Noisy Event observed			
11/03/2019	8:00	65.8	68.8	68.0	55.0
11/03/2019	8:30	58.3	61.3	60.0	49.5
11/03/2019	9:00	61.0	64.0	64.5	51.0
11/03/2019	9:30	59.4	62.4	61.5	51.5
11/03/2019	10:00	57.7	60.7	59.5	50.5
11/03/2019	10:30	62.4	65.4	65.0	50.0
11/03/2019	11:00	55.5	58.5	57.5	49.5
11/03/2019	11:30	57.6	60.6	59.0	51.0
11/03/2019	12:00	61.0	64.0	65.0	53.0
11/03/2019	12:30	65.6	68.6	66.0	51.5
11/03/2019	13:00	66.4	69.4	68.5	57.0
11/03/2019	13:30	61.1	64.1	64.0	52.5
11/03/2019	14:00	64.6	67.6	68.0	57.0
11/03/2019	14:30	62.0	65.0	62.6	54.0
11/03/2019	15:00	59.3	62.3	63.0	52.5
11/03/2019	15:30	62.9	65.9	65.0	52.0

* Correction of +3dB(A) for Free-field Measurement.

NM2 Building along Shun Lung Street
0700-1900 other than normal weekday

Date	Time	L _{Aeq}	Corrected L _{Aeq} *	L10	L90
03/03/2019	7:00	57.7	60.7	61.5	50.0
03/03/2019	7:05	55.0	58.0	57.5	50.0
03/03/2019	7:10	55.2	58.2	58.5	49.5
03/03/2019	7:15	56.2	59.2	59.5	50.5
03/03/2019	7:20	57.1	60.1	59.0	49.0
03/03/2019	7:25	75.5	78.5	79.0	54.0
03/03/2019	7:30	76.3	79.3	78.5	73.0
03/03/2019	7:35	66.9	69.9	70.5	62.0
03/03/2019	7:40	61.9	64.9	64.5	56.0
03/03/2019	7:45	59.1	62.1	61.0	54.0
03/03/2019	7:50	61.5	64.5	65.0	55.0
03/03/2019	7:55	61.7	64.7	65.0	56.5
03/03/2019	8:00	65.2	68.2	67.0	56.5
03/03/2019	8:05	62.4	65.4	64.0	56.5
03/03/2019	8:10	67.5	70.5	69.5	64.5
03/03/2019	8:15	64.2	67.2	66.0	61.0
03/03/2019	8:20	60.8	63.8	63.0	55.0
03/03/2019	8:25	56.8	59.8	60.0	52.5
03/03/2019	8:30	56.1	59.1	58.5	52.5
03/03/2019	8:35	56.6	59.6	59.0	51.0
03/03/2019	8:40	57.5	60.5	61.0	50.5
03/03/2019	8:45	57.0	60.0	60.5	50.5
03/03/2019	8:50	60.5	63.5	60.8	52.0
03/03/2019	8:55	55.6	58.6	58.5	51.5
03/03/2019	9:00	60.5	63.5	63.0	52.0
03/03/2019	9:05	58.7	61.7	60.0	51.5
03/03/2019	9:10	60.2	63.2	62.0	52.0
03/03/2019	9:15	57.5	60.5	60.5	51.5
03/03/2019	9:20	55.4	58.4	59.5	50.5
03/03/2019	9:25	64.5	67.5	66.0	53.5
03/03/2019	9:30	56.3	59.3	58.0	51.0
03/03/2019	9:35	60.0	63.0	62.0	51.5
03/03/2019	9:40	59.3	62.3	60.5	50.5
03/03/2019	9:45	63.6	66.6	64.0	51.5
03/03/2019	9:50	59.3	62.3	61.5	53.0
03/03/2019	9:55	65.6	68.6	69.0	53.0
03/03/2019	10:00	63.7	66.7	66.0	57.5
03/03/2019	10:05	64.0	67.0	67.0	60.5
03/03/2019	10:10	63.7	66.7	67.0	61.0
03/03/2019	10:15	67.5	70.5	68.5	66.0
03/03/2019	10:20	68.3	71.3	70.0	66.0
03/03/2019	10:25	70.0	73.0	71.5	67.5
03/03/2019	10:30	68.3	71.3	69.5	66.5
03/03/2019	10:35	67.0	70.0	68.0	65.5
03/03/2019	10:40	69.5	72.5	70.0	65.5
03/03/2019	10:45	67.9	70.9	69.0	66.0
03/03/2019	10:50	66.8	69.8	69.0	63.5
03/03/2019	10:55	66.2	69.2	68.0	63.0
03/03/2019	11:00	66.5	69.5	68.5	63.5
03/03/2019	11:05	66.8	69.8	69.0	62.5

* Correction of +3dB(A) for Free-field Measurement.

NM2 Building along Shun Lung Street
0700-1900 other than normal weekday

Date	Time	L _{Aeq}	Corrected L _{Aeq} *	L10	L90
03/03/2019	11:10	61.7	64.7	64.0	58.0
03/03/2019	11:15	64.0	67.0	66.5	58.5
03/03/2019	11:20	67.8	70.8	70.0	57.0
03/03/2019	11:25	59.1	62.1	61.0	56.5
03/03/2019	11:30	60.8	63.8	63.0	57.0
03/03/2019	11:35	64.9	67.9	67.0	56.0
03/03/2019	11:40	60.5	63.5	61.2	56.0
03/03/2019	11:45	59.1	62.1	60.5	56.0
03/03/2019	11:50	61.3	64.3	62.5	57.0
03/03/2019	11:55	60.8	63.8	62.0	57.0
03/03/2019	12:00	60.2	63.2	62.0	57.5
03/03/2019	12:05	61.9	64.9	65.0	57.5
03/03/2019	12:10	63.4	66.4	66.5	57.5
03/03/2019	12:15	63.0	66.0	66.0	58.0
03/03/2019	12:20	61.7	64.7	64.5	58.0
03/03/2019	12:25	59.6	62.6	61.5	57.5
03/03/2019	12:30	62.6	65.6	65.0	58.0
03/03/2019	12:35	60.9	63.9	62.0	57.0
03/03/2019	12:40	61.9	64.9	64.5	57.5
03/03/2019	12:45	60.7	63.7	63.0	57.0
03/03/2019	12:50	58.1	61.1	59.5	57.0
03/03/2019	12:55	60.1	63.1	62.0	56.5
03/03/2019	13:00	62.2	65.2	65.0	57.0
03/03/2019	13:05	64.5	67.5	66.0	57.5
03/03/2019	13:10	65.3	68.3	68.5	60.0
03/03/2019	13:15	63.8	66.8	67.5	55.0
03/03/2019	13:20	63.5	66.5	67.5	53.0
03/03/2019	13:25	64.0	67.0	67.0	53.0
03/03/2019	13:30	57.9	60.9	61.0	52.5
03/03/2019	13:35	63.7	66.7	67.5	55.5
03/03/2019	13:40	61.0	64.0	62.5	58.0
03/03/2019	13:45	63.7	66.7	65.0	57.0
03/03/2019	13:50	58.4	61.4	60.0	53.5
03/03/2019	13:55	61.5	64.5	64.5	54.5
03/03/2019	14:00	61.7	64.7	64.5	55.0
03/03/2019	14:05	61.1	64.1	63.5	52.5
03/03/2019	14:10	56.4	59.4	59.5	51.5
03/03/2019	14:15	62.3	65.3	64.0	53.0
03/03/2019	14:20	62.7	65.7	65.5	52.5
03/03/2019	14:25	60.0	63.0	61.0	53.5
03/03/2019	14:30	63.5	66.5	67.0	53.5
03/03/2019	14:35	55.5	58.5	57.5	52.0
03/03/2019	14:40	60.3	63.3	63.0	52.5
03/03/2019	14:45	58.9	61.9	62.0	53.0
03/03/2019	14:50	58.1	61.1	60.5	53.5
03/03/2019	14:55	56.3	59.3	56.5	52.5
03/03/2019	15:00	58.3	61.3	60.0	52.5
03/03/2019	15:05	59.0	62.0	62.0	55.0
03/03/2019	15:10	61.5	64.5	62.5	54.0
03/03/2019	15:15	60.5	63.5	63.0	54.5

* Correction of +3dB(A) for Free-field Measurement.

NM2 Building along Shun Lung Street
0700-1900 other than normal weekday

Date	Time	LAeq	Corrected LAeq*	L10	L90
03/03/2019	15:20	62.6	65.6	64.0	56.0
03/03/2019	15:25	59.8	62.8	61.0	54.5
03/03/2019	15:30	58.2	61.2	60.5	54.0
03/03/2019	15:35	60.0	63.0	62.5	54.0
03/03/2019	15:40	61.8	64.8	63.0	53.0
03/03/2019	15:45	65.3	68.3	69.0	53.5
03/03/2019	15:50	55.7	58.7	57.5	52.5
03/03/2019	15:55	56.4	59.4	58.0	52.5
03/03/2019	16:00	55.8	58.8	58.0	53.0
03/03/2019	16:05	66.3	69.3	69.5	53.5
03/03/2019	16:10	63.7	66.7	66.0	53.0
03/03/2019	16:15	61.8	64.8	65.0	53.5
03/03/2019	16:20	61.5	64.5	64.0	54.0
03/03/2019	16:25	60.0	63.0	62.5	55.5
03/03/2019	16:30	60.8	63.8	64.0	55.0
03/03/2019	16:35	62.7	65.7	66.0	54.5
03/03/2019	16:40	60.0	63.0	62.0	54.0
03/03/2019	16:45	66.0	69.0	70.5	54.0
03/03/2019	16:50	63.5	66.5	67.0	54.5
03/03/2019	16:55	60.4	63.4	63.5	51.0
03/03/2019	17:00	61.5	64.5	62.5	50.5
03/03/2019	17:05	58.6	61.6	61.0	51.5
03/03/2019	17:10	60.0	63.0	64.0	51.5
03/03/2019	17:15	61.8	64.8	65.5	52.0
03/03/2019	17:20	58.5	61.5	61.0	51.5
03/03/2019	17:25	60.5	63.5	63.0	53.5
03/03/2019	17:30	56.8	59.8	59.5	52.0
03/03/2019	17:35	57.4	60.4	58.5	50.0
03/03/2019	17:40	57.4	60.4	58.5	51.5
03/03/2019	17:45	59.4	62.4	63.0	52.5
03/03/2019	17:50	59.2	62.2	62.5	53.0
03/03/2019	17:55	63.9	66.9	67.0	54.5
03/03/2019	18:00	61.7	64.7	65.0	54.5
03/03/2019	18:05	63.7	66.7	66.5	55.0
03/03/2019	18:10	59.0	62.0	61.0	52.0
03/03/2019	18:15	58.2	61.2	61.0	52.5
03/03/2019	18:20	62.7	65.7	65.5	53.5
03/03/2019	18:25	56.3	59.3	58.5	51.5
03/03/2019	18:30	59.8	62.8	61.0	51.5
03/03/2019	18:35	58.2	61.2	61.0	49.5
03/03/2019	18:40	51.4	54.4	53.0	48.0
03/03/2019	18:45	51.9	54.9	55.0	46.5
03/03/2019	18:50	53.4	56.4	53.5	44.0
03/03/2019	18:55	54.1	57.1	58.0	43.0
10/03/2019	7:00	62.6	65.6	65.5	53.0
10/03/2019	7:05	63.0	66.0	66.5	52.5
10/03/2019	7:10	59.2	62.2	60.0	53.0
10/03/2019	7:15	69.5	72.5	74.5	52.0
10/03/2019	7:20	75.7	78.7	78.0	73.5
10/03/2019	7:25	69.0	72.0	71.6	53.5

* Correction of +3dB(A) for Free-field Measurement.

NM2 Building along Shun Lung Street
0700-1900 other than normal weekday

Date	Time	L _{Aeq}	Corrected L _{Aeq} *	L10	L90
10/03/2019	7:30	65.5	68.5	65.7	58.0
10/03/2019	7:35	61.9	64.9	65.0	54.5
10/03/2019	7:40	65.7	68.7	68.5	59.5
10/03/2019	7:45	59.7	62.7	63.5	50.0
10/03/2019	7:50	62.1	65.1	65.0	51.0
10/03/2019	7:55	59.5	62.5	62.0	49.5
10/03/2019	8:00	59.8	62.8	63.5	50.5
10/03/2019	8:05	65.5	68.5	66.1	50.5
10/03/2019	8:10	63.3	66.3	65.0	49.5
10/03/2019	8:15	59.1	62.1	60.0	49.5
10/03/2019	8:20	61.4	64.4	61.5	50.5
10/03/2019	8:25	54.2	57.2	56.5	49.5
10/03/2019	8:30	57.6	60.6	61.0	49.5
10/03/2019	8:35	58.6	61.6	63.0	49.5
10/03/2019	8:40	60.5	63.5	64.0	49.0
10/03/2019	8:45	52.9	55.9	54.0	48.0
10/03/2019	8:50	65.5	68.5	66.9	50.5
10/03/2019	8:55	59.2	62.2	63.0	49.5
10/03/2019	9:00	64.0	67.0	65.5	49.5
10/03/2019	9:05	63.4	66.4	64.5	50.5
10/03/2019	9:10	62.8	65.8	66.0	52.5
10/03/2019	9:15	62.1	65.1	66.5	51.5
10/03/2019	9:20	70.6	73.6	72.5	56.5
10/03/2019	9:25	67.3	70.3	70.0	52.0
10/03/2019	9:30	63.3	66.3	66.5	53.5
10/03/2019	9:35	60.0	63.0	63.0	52.5
10/03/2019	9:40	57.2	60.2	61.0	51.5
10/03/2019	9:45	59.1	62.1	61.5	50.0
10/03/2019	9:50	60.3	63.3	62.0	49.0
10/03/2019	9:55	58.3	61.3	60.0	50.0
10/03/2019	10:00	60.8	63.8	66.5	50.5
10/03/2019	10:05	61.8	64.8	64.0	51.0
10/03/2019	10:10	62.3	65.3	65.5	50.0
10/03/2019	10:15	54.0	57.0	57.5	49.5
10/03/2019	10:20	57.7	60.7	61.5	50.5
10/03/2019	10:25	57.1	60.1	60.5	50.5
10/03/2019	10:30	56.9	59.9	60.5	49.5
10/03/2019	10:35	65.0	68.0	66.3	51.0
10/03/2019	10:40	63.1	66.1	66.5	51.0
10/03/2019	10:45	59.0	62.0	62.0	50.0
10/03/2019	10:50	59.1	62.1	62.0	51.5
10/03/2019	10:55	59.8	62.8	62.5	51.0
10/03/2019	11:00	59.4	62.4	62.0	50.5
10/03/2019	11:05	61.5	64.5	62.6	50.5
10/03/2019	11:10	66.9	69.9	68.5	55.5
10/03/2019	11:15	68.4	71.4	71.0	54.0
10/03/2019	11:20	69.5	72.5	71.5	52.5
10/03/2019	11:25	71.0	74.0	75.0	52.5
10/03/2019	11:30	71.4	74.4	75.5	53.5
10/03/2019	11:35	64.5	67.5	67.5	52.0

* Correction of +3dB(A) for Free-field Measurement.

NM2 Building along Shun Lung Street
0700-1900 other than normal weekday

Date	Time	L _{Aeq}	Corrected L _{Aeq} *	L10	L90
10/03/2019	11:40	62.3	65.3	66.5	51.0
10/03/2019	11:45	61.9	64.9	65.5	51.5
10/03/2019	11:50	65.0	68.0	66.0	51.5
10/03/2019	11:55	56.7	59.7	59.0	51.0
10/03/2019	12:00	62.5	65.5	66.7	51.0
10/03/2019	12:05	62.9	65.9	65.5	51.5
10/03/2019	12:10	59.7	62.7	61.5	51.5
10/03/2019	12:15	65.0	68.0	69.5	53.0
10/03/2019	12:20	71.8	74.8	72.0	57.0
10/03/2019	12:25	64.2	67.2	67.5	56.5
10/03/2019	12:30	55.0	58.0	57.5	50.5
10/03/2019	12:35	58.0	61.0	61.5	52.0
10/03/2019	12:40	58.1	61.1	61.0	51.0
10/03/2019	12:45	65.0	68.0	66.2	50.5
10/03/2019	12:50	67.4	70.4	63.0	51.0
10/03/2019	12:55	52.6	55.6	55.0	48.5
10/03/2019	13:00	61.8	64.8	62.0	53.0
10/03/2019	13:05	64.5	67.5	68.5	54.5
10/03/2019	13:10	60.5	63.5	63.5	53.5
10/03/2019	13:15	62.4	65.4	65.5	56.5
10/03/2019	13:20	72.5	75.5	75.5	55.5
10/03/2019	13:25	72.5	75.5	75.5	52.0
10/03/2019	13:30	62.5	65.5	66.0	53.5
10/03/2019	13:35	58.7	61.7	62.5	53.0
10/03/2019	13:40	65.6	68.6	68.0	60.0
10/03/2019	13:45	58.5	61.5	62.5	49.5
10/03/2019	13:50	61.9	64.9	65.5	52.5
10/03/2019	13:55	58.9	61.9	61.5	51.5
10/03/2019	14:00	64.5	67.5	65.1	52.0
10/03/2019	14:05	66.5	69.5	68.2	59.5
10/03/2019	14:10	65.4	68.4	69.0	57.5
10/03/2019	14:15	66.9	69.9	71.5	52.0
10/03/2019	14:20	67.5	70.5	72.5	52.5
10/03/2019	14:25	65.8	68.8	66.5	51.0
10/03/2019	14:30	64.6	67.6	67.5	51.0
10/03/2019	14:35	69.5	72.5	76.1	52.5
10/03/2019	14:40	68.5	71.5	69.5	50.5
10/03/2019	14:45	66.9	69.9	68.0	53.5
10/03/2019	14:50	66.2	69.2	69.5	53.5
10/03/2019	14:55	62.4	65.4	66.0	53.5
10/03/2019	15:00	60.5	63.5	63.0	51.5
10/03/2019	15:05	60.0	63.0	60.7	50.5
10/03/2019	15:10	58.7	61.7	60.0	50.5
10/03/2019	15:15	59.5	62.5	62.5	51.5
10/03/2019	15:20	61.7	64.7	63.5	53.5
10/03/2019	15:25	63.3	66.3	63.5	51.5
10/03/2019	15:30	63.5	66.5	65.0	57.5
10/03/2019	15:35	63.1	66.1	66.0	52.5
10/03/2019	15:40	59.4	62.4	63.0	51.0
10/03/2019	15:45	62.3	65.3	64.0	51.0

* Correction of +3dB(A) for Free-field Measurement.

NM2 Building along Shun Lung Street
0700-1900 other than normal weekday

Date	Time	L _{Aeq}	Corrected L _{Aeq} *	L10	L90
10/03/2019	15:50	64.4	67.4	64.5	50.0
10/03/2019	15:55	63.5	66.5	64.0	49.5
10/03/2019	16:00	61.2	64.2	64.5	51.0
10/03/2019	16:05	60.0	63.0	63.5	51.5
10/03/2019	16:10	66.3	69.3	70.0	51.5
10/03/2019	16:15	65.2	68.2	67.0	52.0
10/03/2019	16:20	62.0	65.0	63.5	50.0
10/03/2019	16:25	60.7	63.7	65.0	51.0
10/03/2019	16:30	61.7	64.7	64.0	50.5
10/03/2019	16:35	65.5	68.5	66.0	50.0
10/03/2019	16:40	61.5	64.5	63.0	50.5
10/03/2019	16:45	66.5	69.5	67.5	55.5
10/03/2019	16:50	61.1	64.1	63.0	56.0
10/03/2019	16:55	59.7	62.7	61.0	55.0
10/03/2019	17:00	58.2	61.2	61.5	51.0
10/03/2019	17:05	63.7	66.7	66.5	53.5
10/03/2019	17:10	61.4	64.4	62.0	53.0
10/03/2019	17:15	67.6	70.6	71.0	52.5
10/03/2019	17:20	63.9	66.9	65.5	54.0
10/03/2019	17:25	68.2	71.2	71.5	52.0
10/03/2019	17:30	58.1	61.1	62.0	51.5
10/03/2019	17:35	53.5	56.5	56.0	50.0
10/03/2019	17:40	57.1	60.1	60.0	50.0
10/03/2019	17:45	60.9	63.9	64.0	51.0
10/03/2019	17:50	63.1	66.1	65.5	52.5
10/03/2019	17:55	61.2	64.2	63.5	52.0
10/03/2019	18:00	68.9	71.9	71.0	63.5
10/03/2019	18:05	67.0	70.0	70.5	61.5
10/03/2019	18:10	64.9	67.9	68.5	56.0
10/03/2019	18:15	62.5	65.5	65.0	55.0
10/03/2019	18:20	59.1	62.1	62.0	52.5
10/03/2019	18:25	60.9	63.9	64.0	55.0
10/03/2019	18:30	64.5	67.5	68.0	54.5
10/03/2019	18:35	60.5	63.5	63.0	53.0
10/03/2019	18:40	59.9	62.9	62.5	53.0
10/03/2019	18:45	56.4	59.4	59.5	49.5
10/03/2019	18:50	57.8	60.8	60.5	50.5
10/03/2019	18:55	57.2	60.2	60.0	51.0

* Correction of +3dB(A) for Free-field Measurement.

		Corrected LAeq in dB(A)		
		Average	Min	Max
0700-1900 in normal weekdays	NM1	65	53	75
	NM2	65	53	74
0700-1900 other than normal weekday	NM1	63	53	69
	NM2	67	54	79