



## Drainage Services Department

Contract No. CM 12/2019

**Expansion of Sha Tau Kok Sewage  
Treatment Works****Environmental Team Services for  
Construction Phase (2020-2021)****Monthly EM&A Report for September  
2020**

[ October 2020 ]

|                                 | Name      | Signature   |
|---------------------------------|-----------|---|
| Prepared & Checked:             | Lemon Lam |  |
| Reviewed, Approved & Certified: | Y W Fung  |  |

Version:0

Date: 15 October 2020

**Disclaimer**

This Environmental Monitoring and Audit Report is prepared for Drainage Services Department and is given for its sole benefit in relation to and pursuant to Contract No. CM 12/2019 and may not be disclosed to, quoted to or relied upon by any person other than Drainage Services Department without our prior written consent. No person (other than Drainage Services Department into whose possession a copy of this report comes may rely on this plan without our express written consent and Drainage Services Department may not rely on it for any purpose other than as described above.

AECOM Asia Co. Ltd.

12/F, Grand Central Plaza, Tower 2, 138 Shatin Rural Committee Road, Shatin, NT, Hong Kong

Tel: (852) 3922 9000 Fax: (852) 3922 9797 www.aecom.com



Drainage Services Department  
42/F, Revenue Tower  
5 Gloucester Road  
Wan Chai  
Hong Kong

Your reference:

Our reference: HKDSD206/50/106836

Date: 15 October 2020

Attention: Mr K K Leung

**BY EMAIL & POST**  
**(email: kkleung04@dsd.gov.hk)**

Dear Sirs

Agreement No.: CM 14/2018  
Independent Environmental Checker Services for  
Expansion of Sha Tau Kok Sewage Treatment Works  
Environmental Monitoring and Audit Monthly Report (September 2020)

We refer to emails of 12 and 15 October 2020 from AECOM Asia Co. Ltd attaching the Environmental Monitoring and Audit Monthly Report (September 2020).

We have no comment and hereby verify the captioned Report in accordance with Clause 3.4 of the Environmental Permit no. EP-517/2017/A.

Should you have any queries, please do not hesitate to contact the undersigned or our Mr Adi Lee at 2618 2831.

Yours faithfully  
ANewR CONSULTING LIMITED

James Choi  
Independent Environmental Checker

CPSJ/LYMA/lsm

cc DSD – Ms Roxana Yeung (email: athtsang@dsd.gov.hk)  
Black & Veatch Hong Kong Limited – Mr Alaster Chan (email: are\_em2@dc1803.com.hk)  
AECOM – Mr YW Fung (email: yw.fung@aecom.com)  
AECOM – Ms Lemon Lam (email: lemon.lam@aecom.com)

**ANewR Consulting Limited**  
Unit 517, 5/F, Tower A, Regent Centre  
63 Wo Yi Hop Road, Kwai Chung, Hong Kong  
Tel: (852) 2618 2831 Fax: (852) 3007 8648  
Email: info@anewr.com  
Web: www.anewr.com



## TABLE OF CONTENTS

|  | Page |
|--|------|
| EXECUTIVE SUMMARY  | 2    |
| 1 INTRODUCTION   | 4    |
| 1.1 Background   | 4    |
| 1.2 Scope of Report  | 5    |
| 1.3 Project Organization   | 5    |
| 1.4 Construction Programme and Activities  | 5    |
| 1.5 Status of Environmental Licenses, Notification and Permits   | 5    |
| 2 ENVIRONMENTAL MONITORING REQUIREMENTS  | 6    |
| 2.1 Odour Monitoring (Operation Phase for TSTP)  | 6    |
| 2.2 Noise Monitoring   | 7    |
| 2.3 Water Quality Monitoring (Construction Phase)  | 9    |
| 2.4 Water Quality Monitoring (1-year Operation phase for TSTP)   | 9    |
| 2.5 Waste Management Status  | 13   |
| 2.6 Landscape and Visual   | 13   |
| 3 IMPLEMENTATION STATUS ON ENVIRONMENTAL PROTECTION REQUIREMENTS   | 13   |
| 4 ENVIRONMENTAL SITE INSPECTION AND AUDIT  | 14   |
| 4.1 Site Inspection  | 14   |
| 4.2 Summary of Complaints, Notification of Summons, Successful Prosecutions and Public Engagement Activities | 14   |
| 5 ON-SITE TIME FOR ET AND IEC TEAM   | 14   |
| 6 FUTURE KEY ISSUES  | 15   |
| 6.1 Construction Programme for the Coming Month  | 15   |
| 6.2 Key Issues for the Coming Month  | 15   |
| 6.3 Monitoring Schedule for the Coming Month   | 15   |
| 7 CONCLUSIONS  | 15   |

### Figures

|          |  |
|----------|--|
| Figure 1 | General Layout Plan  |
| Figure 2 | Locations of Odour monitoring for 1-Year Operation of TSTP                 |
| Figure 3 | Location of Noise Monitoring Stations                                      |
| Figure 4 | Location of Water Quality Monitoring Stations for 1-Year Operation of TSTP |

### List of Appendices

|            |   |
|------------|---|
| Appendix A | Project Organization Structure  |
| Appendix B | Construction Programme  |
| Appendix C | Calibration Certificates of Monitoring Equipment  |
| Appendix D | EM&A Monitoring Schedules   |
| Appendix E | Action and Limit Levels   |
| Appendix F | Noise Monitoring Results and their Graphical Presentations  |
| Appendix G | Water Quality Monitoring Results & their Graphical Presentations and QAQC Reports                                       |
| Appendix H | Event and Action Plan   |
| Appendix I | Waste Flow Table  |
| Appendix J | Environmental Mitigation Implementation Schedule  |
| Appendix K | Proactive Environmental Protection Proforma   |
| Appendix L | Cumulative Statistics on Complaints, Notifications of Summons, Successful Prosecutions and Public Engagement Activities |
| Appendix M | On-site Time & duties for the Team of ET and IEC  |

## EXECUTIVE SUMMARY

### (i) Introduction

This is the 16<sup>th</sup> EM&A Report prepared by AECOM for the Expansion of Sha Tau Kok Sewage Treatment Works. This report summarized the monitoring results and audits findings of the EM&A programme under the issued EP (EP No.: EP-517/2017/A) and in accordance with the EM&A Manual during the reporting period from 01/09/2020 to 30/09/2020.

### (ii) Summary of Main Works Undertaken and Key Measures Implemented

The main works undertaken during the reporting period are as follows:

- Demolition of the existing STKSTW
- Submarine Outfall pilot hole drilling (Land)

Implementation of the key mitigation measures during the reporting period are as follow:

- All construction plants / machineries should be checked / serviced on a regular basis during the courses of construction to minimize the emission of noise generation and eliminate dark smoke emission.
- All C&D materials generated should be transported and stored at temporary storage area. Cover should be provided during transportation of dusty materials. Suitable materials should be sorted for reuse on-site. Only non-inert C&D material should be disposed off-site to NENT Landfill.
- All dump trucks should be equipped with mechanical covers to prevent the dust emission during transportation when necessary.
- Dust control measures, such as water spraying, should be provided during demolition works when necessary.
- Maintaining of wet surface on access road and keep slow speed in the site.
- Wastewater to be treated by wastewater treatment facilities before discharge.
- Conditions in the Environmental Permit and Discharge License should be followed.
- Fueling of equipment should be conducted carefully on-site by mobile tanker to avoid storage of fuel and oil spillage.
- Provision of drip trays for equipment likely cause spillage of chemical / fuel, and provide routine maintenance.
- Predict required quantity of concrete accurately and collect the unused fresh concrete at designated locations in the site for subsequent disposal.
- Install acoustic barrier surround the site demolition area.
- Application of silent plant.

### (iii) Summary of Exceedances, Investigation and Follow-up

No non-compliance of odour monitoring was noted in the reporting month.

No Action or Limit Level exceedance of construction noise was recorded in the reporting period. No noise complaints related to 0700 – 1900 hours on normal weekdays was received in the reporting period.

Two (2) Action Level exceedance were recorded at measured TP level of marine water quality in the reporting period. Eight (8) Limit Level exceedances were recorded at measured SS level and five (5) Limit Level exceedances were recorded at measured TP level of marine water quality in the reporting period.

Based on the investigation findings, the measured levels of SS and TP on 7, 9 and 14 September 2020 were similar with baseline levels. Therefore, the exceedances were considered not related to the Project.

No non-compliance of effluent quality was recorded in the reporting period.

### (iv) Complaint Handling, Prosecution and Public Engagement

No complaints, notification of summons and successful prosecution was received in the reporting period.

No public engagement activity was conducted in the reporting period.

(v) Reporting Change

There was no reporting change in the reporting period.

(vi) Future Key Issues

The main works will be anticipated in the next reporting period are as follows:

- Demolition of the existing STKSTW
- Expanded STKSTW piling
- Submarine Outfall pilot hole drilling (Land)

The corresponding mitigation measures to be implemented in the next reporting period are as follow:

- All construction plants / machineries should be checked / serviced on a regular basis during the courses of construction to minimize the emission of noise generation and eliminate dark smoke emission.
- All C&D materials generated should be transported and stored at temporary storage area. Cover should be provided during transportation of dusty materials. Suitable materials should be sorted for reuse on-site. Only non-inert C&D material should be disposed off-site to NENT Landfill.
- All dump trucks should be equipped with mechanical covers to prevent the dust emission during transportation when necessary.
- Dust control measures, such as water spraying, should be provided during demolition works when necessary.
- Maintaining of wet surface on access road and keep slow speed in the site.
- Wastewater to be treated by wastewater treatment facilities before discharge.
- Conditions in the Environmental Permit and Discharge License should be followed.
- Fueling of equipment should be conducted carefully on-site by mobile tanker to avoid storage of fuel and oil spillage.
- Provision of drip trays for equipment likely cause spillage of chemical / fuel, and provide routine maintenance.
- Predict required quantity of concrete accurately and collect the unused fresh concrete at designated locations in the site for subsequent disposal.
- Install acoustic barrier surround the site demolition area.
- Application of silent plant.

The following EP submission (EP No.: EP-517/2017/A) was submitted during the reporting period:

The Condition 2.15

The revised odour commissioning test report was submitted to EPD on 30 September 2020.

The Condition 3.4:

The 15<sup>th</sup> Monthly EM&A Report (August 2020) was submitted to EPD on 11 September 2020.

## 1 INTRODUCTION

### 1.1 Background

- 1.1.1. The Project in Sha Tau Kok mainly comprises of the following items:
- i) Increase the treatment capacity of Sha Tau Kok Sewage Treatment Works (STKSTW) to 5,000 m<sup>3</sup>/day at Average Dry Weather Flow (ADWF) in Phase 1, with suitable allowance to cater for a further increase of treatment capacity to 10,000 m<sup>3</sup>/day at ADWF in Phase 2;
  - ii) Construct a Temporary Sewage Treatment Plant (TSTP);
  - iii) Demolish the existing Sha Tau Kok Sewage Pumping Station (STKSPS) and decommission the rising main between STKSPS and STKSTW;
  - iv) Construct a new gravity sewer; and
  - v) Decommission the existing submarine outfall and construct a new one.
- 1.1.2. The Project site will be within the existing STKSTW while the construction of the gravity sewers and demolition of STKSPS will be carried out in Sha Tau Kok Town. The proposed submarine outfall will be constructed by Horizontal Directional Drilling (HDD) method under the seabed of Starling Inlet.
- 1.1.3. The Environmental Impact Assessment (EIA) Report for Expansion of Sha Tau Kok Sewage Treatment Works (Register No: AEIAR-207/2017) was approved on 14 February 2017. A Variation of an Environmental Permit (EP) EP-517/2017/A was issued on 18 October 2019 and it is the current permit for the Project.
- 1.1.4. Fugro Technical Services Limited (FTS) has been appointed to work as the additional services for Environmental Team (ET) services at early stage of construction phase (27 May 2019 to 26 February 2020) to implement the EM&A programme for the Project.
- 1.1.5. Since 27 February 2020, AECOM Asia Co. Ltd (AECOM) has been appointed as the ET to undertake the EM&A programme during construction phase (2020 – 2021) of the Project.
- 1.1.6. The EM&A programme of this Project shall be implemented in accordance with the requirements and procedures set out in the EM&A Manual and the EP No. EP-517/2017/A.
- 1.1.7. A baseline noise monitoring work was conducted between 25 February 2019 and 11 March 2019 and an Environmental Monitoring Report (Noise) Report (Report No.: 0118/18/ED/0259D) had submitted to EPD on 2 April 2019 and was approved by EPD on 21 June 2019.
- 1.1.8. A baseline water quality monitoring was conducted between 26 February 2019 and 23 Mar 2019 and an Environmental Monitoring Report (Water) Report (Report No.: 0118/18/ED/0307E) had submitted to EPD on 14 Jun 2019 and comments of report were received from EPD on 21 November 2019. An updated Environmental Monitoring Report (Water) Report (Report No.: 0118/18/ED/0307F) had submitted to EPD on 6 January 2020 and the report was approved by EPD on 2 March 2020.
- 1.1.9. A pre-construction survey on night roosting site for great egret was conducted in October 2019 and a Pre-construction Survey Report (Report No.: 0118/18/ED/0382 03) had submitted to EPD on 12 December 2019 and the report was found in order by Agriculture, Fisheries and Conservation Department on 30 December 2019.
- 1.1.10. A proposal for changes of the environmental monitoring methodology and requirement (Operation Phase of Odour Monitoring) had submitted to EPD on 29 April 2020 and comments from EPD were received on 26 May 2020. A revised proposal was submitted on 28 May 2020 and approved by EPD on 4 June 2020.
- 1.1.11. The construction phase and EM&A programme of the Project commenced on 27 May 2019. The operation of TSTP was commenced on 22 July 2020.

## 1.2 Scope of Report

1.2.1 This is the 16<sup>th</sup> EM&A Report prepared by AECOM for the Expansion of Sha Tau Kok Sewage Treatment Works. This report summarized the monitoring results and audits findings of the EM&A programme under the issued EP (Condition 3.4 of EP No.: EP-517/2017/A) and in accordance with the EM&A Manual during the reporting period from 01/09/2020 to 30/09/2020.

## 1.3 Project Organization

1.3.1 The project organization structure is shown in **Appendix A**. The key personnel contact names and numbers are summarized in **Table 1.2**.

**Table 1.1 Contact Information of Key Personnel**

| Party  | Position                             | Name          | Telephone |
|--|--------------------------------------|---------------|-----------|
| <b>DSD</b><br>Drainage Services Department       | Engineer                             | Gary Leung    | 2594 7594 |
| <b>ER</b><br>Black & Veatch Hong Kong Limited    | Resident Engineer                    | Anthony Leung | 2946 8708 |
| <b>IEC</b><br>ANewR Consulting Limited           | Independent<br>Environmental Checker | James Choi    | 2618 2836 |
| <b>Contractor</b><br>Build King – Kum Shing J.V. | Environmental Officer                | Jimmy Wong    | 6576 7729 |
| <b>ET</b><br>AECOM Asia Company Limited          | ET Leader                            | Y W Fung      | 3922 9393 |

## 1.4 Construction Programme and Activities

1.4.1 The construction phase of the Project under the EP commenced on 27 May 2019. The operation of TSTP was commenced on 22 July 2020.

1.4.2 Details of the construction works undertaken during the reporting period are listed below:

- Demolition of the existing STKSTW
- Submarine Outfall pilot hole drilling (Land)

1.4.3 The Construction Programme is shown in **Appendix B**.

1.4.4 The general layout plan of the Project site is shown in **Figure 1**.

## 1.5 Status of Environmental Licenses, Notification and Permits

1.5.1 The environmental licenses and permits for the Project and valid in the reporting period are summarized in **Table 1.2**.

**Table 1.2 Summary Status of Environmental License, Notification and Permit**

| License/ Notification/ Permit           | Reference No.     | Valid Period |            |
|---|-------------------|--------------|------------|
|   |                   | From         | To         |
| Environmental Permit                    | EP-517/2017/A     | 18/10/2019   | N/A        |
| Wastewater Discharge License            | WT00035755-2020   | 12/06/2020   | 30/06/2022 |
| Chemical Waste Producer<br>Registration | 5213-652-B2548-01 | 14/12/2018   | N/A        |
| Billing Account                         | WFG19965          | 02/01/2019   | N/A        |
| Construction Noise Permit               | GW-RN0218-20      | 28/03/2020   | 14/09/2020 |
|   | GW-RN0644-20      | 15/09/2020   | 05/03/2021 |

## 2 ENVIRONMENTAL MONITORING REQUIREMENTS

### 2.1 Odour Monitoring (Operation Phase for TSTP)

2.1.1 In accordance with the EM&A Manual, a commissioning test for the deodorization facilities of the TSTP was performed on 12 June 2020, exhaust air flow rate, temperature of exhaust and H<sub>2</sub>S concentration were recorded during the measurement. The measurement details were presented in the odour commissioning test report. The odour commissioning test report was submitted to EPD on 16 June 2020 and received EPD's comments on 2 July 2020. The revised odour commissioning test report was submitted to EPD on 30 September 2020.

#### *Impact Monitoring Requirement*

2.1.2 Weekly monitoring of odour emission at the exhausts of deodorization facilities (TSTP No.1 and TSTP No.2) will be conducted in the first two months of the first year of the TSTP operation. Odour monitoring will be performed at the exhaust of operating deodorization facility at TSTP. The approved alternative method for odour monitoring is presented in **Table 2.1**

**Table 2.1 Approved Alternative Odour Monitoring Methodology**

| Measurement Locations                     | Parameter   | Equipment                               |
|---|---|---|
| At the Exhaust of TSTP No.1 and TSTP No.2 | <ul style="list-style-type: none"> <li>▪ Exhaust air flow rate</li> <li>▪ Temperature of exhaust</li> <li>▪ H<sub>2</sub>S Concentration (ppm)</li> </ul> | H <sub>2</sub> S Analyzer<br>Anemometer |

#### *Monitoring Equipment*

2.1.3 The details of monitoring equipment are presented in **Table 2.2**. The calibration certificate of H<sub>2</sub>S analyzer and air velocity meter are presented in **Appendix C**.

**Table 2.2 Details of Odour Monitoring Equipment**

| Equipment                 | Equipment Model |
|---------------------------|-----------------|
| H <sub>2</sub> S Analyzer | Jerome 631X     |
| Air Velocity Meter        | TSI 9555-P      |

#### *Monitoring Locations*

2.1.4 As the operation mode of the deodorization system at TSTP shall be one in operation and one in standby. Odour monitoring will be undertaken at the exhaust of operating facility. The odour monitoring locations is presented in **Table 2.3** and shown in **Figure 2**.

**Table 2.3 Location of Odour Monitoring**

| ID        | Monitoring Location         | Operation mode      |
|-----------|-----------------------------|---------------------|
| TSTP No.1 | At the exhaust of TSTP No.1 | Standby / Operation |
| TSTP No.2 | At the exhaust of TSTP No.2 | Standby / Operation |

#### *Monitoring Parameters and Frequency*

2.1.5 **Table 2.4** summarizes the monitoring parameters, frequency and duration of impact noise monitoring.

**Table 2.4 Monitoring Parameters, Frequency (1<sup>st</sup> year of TSTP operation)**

| Measurement Parameters   | Frequency   |
|--|---|
| 15-minute H <sub>2</sub> S Measurement (every 5 minutes measure one reading)<br>- Average value of the three 5-minute readings will be used.<br><br>Exhaust air flow rate, ambient temperature, temperature of exhaust, weather condition and wind speed will be recorded. | <ul style="list-style-type: none"> <li>• At least once per week in the first two months.</li> <li>• Monthly in the subsequent four months.</li> <li>• Quarterly in the remaining six months.</li> </ul> |



### Results and Observation

- 2.1.6 Either TSTP No.1 or TSTP No.2 was in operation in the reporting period. Odour monitoring was undertaken at the exhaust of operating facility of TSTP No.1 and TSTP No.2 in the reporting period.
- 2.1.7 The schedule for environmental monitoring in the reporting period is provided in **Appendix D**.
- 2.1.8 The odour monitoring results are summarized in **Table 2.5**. No non-compliance of odour monitoring was recorded in the reporting month.

**Table 2.5 Summary of Odour Monitoring Results in the Reporting Period**

| Location             | Date & Weather      | Time  | Ambient   |                 | Exhaust   |                   |                             |                                     |   |
|----------------------|---------------------|-------|-----------|-----------------|-----------|-------------------|-----------------------------|-------------------------------------|---|
|                      |                     |       | Temp., °C | Wind speed, m/s | Temp., °C | Air velocity, m/s | Average Air flow rate, m³/s | H <sub>2</sub> S concentration, ppm | H <sub>2</sub> S Conc. Expressed in Odour Unit (*), OU/m <sup>3</sup> |
| Exhaust of TSTP No.2 | 2-Sep-20<br>Sunny   | 13:02 | 31        | 0.5             | 31.8      | 7.71              | 2.38                        | <0.003                              | 6.4   |
|                      |                     | 13:07 |           |                 | 31.7      | 8.82              |                             | <0.003                              | 6.4   |
|                      |                     | 13:12 |           |                 | 31.8      | 8.69              |                             | <0.003                              | 6.4   |
| Exhaust of TSTP No.2 | 8-Sep-20<br>Rainy   | 11:30 | 25.1      | 0.44            | 24.9      | 7.52              | 2.13                        | <0.003                              | 6.4   |
|                      |                     | 11:35 |           |                 | 24.9      | 7.56              |                             | <0.003                              | 6.4   |
|                      |                     | 11:40 |           |                 | 25        | 7.49              |                             | <0.003                              | 6.4   |
| Exhaust of TSTP No.2 | 14-Sep-20<br>Cloudy | 11:25 | 30.8      | 1.41            | 31.8      | 8.59              | 2.43                        | <0.003                              | 6.4   |
|                      |                     | 11:32 |           |                 | 31.7      | 8.61              |                             | <0.003                              | 6.4   |
|                      |                     | 11:45 |           |                 | 31.7      | 8.58              |                             | <0.003                              | 6.4   |
| Exhaust of TSTP No.1 | 25-Sep-20<br>Sunny  | 11:20 | 30        | 1.91            | 32.1      | 7.99              | 2.26                        | <0.003                              | 6.4   |
|                      |                     | 11:25 |           |                 | 32.2      | 7.97              |                             | <0.003                              | 6.4   |
|                      |                     | 11:30 |           |                 | 32.2      | 8.01              |                             | <0.003                              | 6.4   |
| Exhaust of TSTP No.1 | 30-Sep-20<br>Sunny  | 11:20 | 33        | 0.75            | 35.5      | 7.98              | 2.22                        | <0.003                              | 6.4   |
|                      |                     | 11:25 |           |                 | 35.6      | 7.8               |                             | <0.003                              | 6.4   |
|                      |                     | 11:30 |           |                 | 35.7      | 7.76              |                             | <0.003                              | 6.4   |

Note: \* equivalent detection threshold criterion: 1OU= 0.00047ppm of H<sub>2</sub>S

## 2.2 Noise Monitoring

### Monitoring Requirements

- 2.2.1 In accordance with the EM&A Manual, impact noise monitoring was conducted for at least once per week during the construction phase of the Project. The Action and Limit levels for construction noise is provided in **Table 2.6**.

**Table 2.6 Action and Limit Levels for Construction Noise**

| Station ID | Noise Sensitive Receivers | Description                     | Action Level  | Limit Level |
|------------|---------------------------|---------------------------------|---|-------------|
| NM1        | NSR 6                     | Block 45, Sha Tau Kok Chuen     | When one documented complaint is received from any one of the noise sensitive receivers | 75 dB(A)*   |
| NM2        | NSR 8                     | Building along Shun Lung Street |   |             |

Note: \*75 dB(A) for residential premises.

### Monitoring Equipment

- 2.2.2 Noise monitoring was performed using sound level meter at each designated monitoring station. The sound level meters deployed comply with the International Electrotechnical Commission Publications (IEC) 651:1979 (Type 1) and 804:1985 (Type 1) specifications. Acoustic calibrator was deployed to check the sound level meters at a known sound pressure level. Brand and model of the equipment is given in **Table 2.7**.

**Table 2.7 Noise Monitoring Equipment**

| Equipment                    | Brand and Model    |
|------------------------------|--------------------|
| Integrated Sound Level Meter | B&K 2250, B&K2250L |
| Acoustic Calibrator          | B&K 4231           |

**Monitoring Locations**

2.2.3 Monitoring stations NM1 and NM2 were set up at the proposed locations in accordance with EM&A Manual. **Figure 3** shows the location of the monitoring stations. **Table 2.8** describes the details of the monitoring stations.

**Table 2.8 Location of Impact Noise Monitoring Stations**

| Station ID | Noise Sensitive Receivers | Description                     | Type of measurement |
|------------|---------------------------|---------------------------------|---------------------|
| NM1        | NSR 6                     | Block 45, Sha Tau Kok Chuen     | Free-field          |
| NM2        | NSR 8                     | Building along Shun Lung Street | Free-field          |

Note: For Free-field measurement, a correction of +3dB(A) should be made to the measured results.

**Monitoring Parameters and Frequency**

2.2.4 **Table 2.9** summarizes the monitoring parameters, frequency and duration of impact noise monitoring.

**Table 2.9 Noise Monitoring Parameters, Frequency and Duration**

| Parameter and Duration   | Frequency              |
|--|------------------------|
| 30-mins measurement at each monitoring station between 0700 and 1900 on normal weekdays.<br>L <sub>eq</sub> , L <sub>10</sub> and L <sub>90</sub> would be recorded. | At least once per week |

**Monitoring Methodology**

2.2.5 Monitoring Procedure

- (a) Free-field measurement was made at monitoring stations NM1 and NM2. For free-field measurement, a correction factor of +3 dB (A) would be applied.
- (b) The sound level meter was set on a tripod at a point 1m from the exterior of the façade of the sensitive receivers building and at a height of 1.2 m above the ground for free-field measurements at monitoring stations.
- (c) The battery condition was checked to ensure the correct functioning of the meter.
- (d) Parameters such as frequency weighting, the time weighting and the measurement time were set as follows:
  - (i) frequency weighting: A
  - (ii) time weighting: Fast
  - (iii) time measurement: L<sub>eq(30-minutes)</sub> during 07:00 – 1900 on normal weekdays
- (e) Prior to and after each noise measurement, the meter was calibrated using the acoustic calibrator for 94dB(A) at 1000 Hz. If the difference in the calibration level before and after measurement was more than 1 dB(A), the measurement would be considered invalid and repeat of noise measurement would be required after re-calibration or repair of the equipment.
- (f) During the monitoring period, the L<sub>eq</sub>, L<sub>10</sub> and L<sub>90</sub> were recorded. In addition, site conditions and noise sources were recorded on a standard record sheet.
- (g) Noise measurement would be paused during periods of high intrusive noise (e.g. dog barking, helicopter noise) if possible. Observations would be recorded when intrusive noise was unavoidable.
- (h) The wind speed at the monitoring station was checked with the portable wind speed meter. Noise monitoring would be cancelled in the presence of fog, rain, wind with a steady speed exceeding 5m/s, or wind with gusts exceeding 10m/s.

## 2.2.6 Maintenance and Calibration

- (a) The microphone head of the sound level meter was cleaned with soft cloth at regular intervals.
- (b) The meter and calibrator were sent to the supplier or HOKLAS laboratory to check and calibrate at yearly intervals.
- (c) Calibration certificates of the sound level meters and acoustic calibrators are provided in **Appendix C**.

### ***Monitoring Results and Observations***

2.2.7 The schedule for environmental monitoring in the reporting period is provided in **Appendix D**.

2.2.8 The monitoring results for construction noise are summarized in **Table 2.10** and the monitoring data is provided in **Appendix F**.

**Table 2.10 Summary of Construction Noise Monitoring Results in the Reporting Period**

| Station ID | Construction Noise Level, dB(A)*,<br>L <sub>eq</sub> (30 min) | Baseline Level, dB(A) | Limit Level, dB(A) |
|------------|---|-----------------------|--------------------|
| NM1        | 54.7 - 59.3   | 65                    | 75                 |
| NM2        | 55.2 - 60.1   | 65                    | 75                 |

Note: \*A correction of +3 dB(A) was made to the free field measurements.  
L<sub>eq</sub> (30min) was measured at 0700-1900 hours on normal weekdays.

2.2.9 No Action or Limit Level exceedance of construction noise was recorded in the reporting period. No noise complaints related to 0700 – 1900 hours on normal weekdays was received in the reporting period.

2.2.10 The event and action plan is annexed in **Appendix H**.

### ***Other factor influencing the monitoring results***

2.2.11 Major noise sources during noise monitoring in the reporting period were mainly road traffic noise.

## **2.3 Water Quality Monitoring (Construction Phase)**

2.3.1 In accordance with the recommendations of the EIA, water quality monitoring is required during the installation, maintenance and removal of sheetpiles and sediment removal works for construction of diffuser.

2.3.2 No construction of diffuser was carried out in the reporting period.

## **2.4 Water Quality Monitoring (1-year Operation phase for TSTP)**

### **Marine Water Quality and Continuous Effluent Quality**

#### ***Monitoring Requirements***

2.4.1 In accordance with the EM&A Manual, marine water quality and continuous effluent quality monitoring for first year operation of TSTP were conducted in the reporting period. The Action and Limit levels for marine water quality and effluent quality is presented in **Appendix E**.

2.4.2 Water quality monitoring programme for operation phase of TSTP was commenced on 22 July 2020.

#### ***Monitoring Equipment***

2.4.3 Equipment used in the marine water quality and effluent quality monitoring programme are summarized in **Table 2.11**.

**Table 2.11 Marine Water Quality & Effluent Quality Monitoring Equipment**

| Monitoring Equipment   | Equipment Model           |
|--|---------------------------|
| Multifunctional Meter (measurement of Dissolved Oxygen, pH, temperature, salinity and turbidity) | YSI 6820V2                |
| Water Depth  | Lowrance x-4              |
| Positioning Equipment  | Garmin GPS72H             |
| Multifunctional Meter (measurement of Dissolved Oxygen, temperature and salinity)                | YSI Professional Plus     |
| pH meter   | WTW pH 3210               |
| Turbidimeter   | OAKTON Turbidimeter T-100 |

**Monitoring Locations**

2.4.4 In accordance with the EM&A Manual, marine water quality and effluent quality monitoring stations are summarized in **Table 2.12** and shown in **Figure 4**.

**Table 2.12 Location of Water Quality Monitoring Stations for 1-Year TSTP Operation**

| Station  | Description   | Easting | Northing |
|----------|---|---------|----------|
| FCZ1B    | Sha Tau Kok Fish Culture Zone – West  | 841565  | 844299   |
| FCZ7*    | Temporary Relocation Site for Fish Rafts of the Sha Tau Kok Fish Culture Zone | 842282  | 844451   |
| FCZ8*    | Temporary Relocation Site for Fish Rafts of the Sha Tau Kok Fish Culture Zone | 841511  | 843959   |
| SGA      | Seagrass Colony   | 841064  | 844580   |
| M1A      | Mangrove Stand  | 840744  | 844853   |
| H1A      | Horseshoe Crab  | 840645  | 844398   |
| H4A      | Horseshoe Crab  | 840304  | 843546   |
| N1       | Impact Station of the Expanded STKSTW (Ebb Tide)                              | 842863  | 845378   |
| N2       | Impact Station of the Expanded STKSTW (Flood Tide)                            | 842109  | 844631   |
| C        | Control Station   | 844690  | 845886   |
| Effluent | At the effluent discharge point of TSTP                                       | -       | -        |

Note:

Due to accessibility and safety concern during the baseline period, alternative water quality monitoring stations of SGA, M1A, H1A and H4A were proposed and adopted.

\* No sediment dredging was conducted at Sha Tau Kok Fish Culture Zone, Approach Channel, Boat Shelter, etc in the reporting period. Therefore, no relocation for FCZ1 and monitoring at FCZ7 and FCZ8 is not required.

**Monitoring Parameters and Frequency**

2.4.5 **Table 2.13** summarizes the monitoring parameters, frequency of water quality monitoring.

**Table 2.13 Marine Water and Effluent Quality Monitoring Parameters, Frequency**

| Monitoring Parameters, unit   | Frequency   |
|---|---|
| <p><b>In-situ Measurement:</b></p> <ul style="list-style-type: none"> <li>• Temperature, °C</li> <li>• pH</li> <li>• Salinity, ppt</li> <li>• Dissolved Oxygen (DO), mg/L</li> <li>• Turbidity, NTU</li> </ul> <p><b>Laboratory Analysis:</b></p> <ul style="list-style-type: none"> <li>• Suspended Solids (SS), mg/L</li> <li>• Biochemical Oxygen Demand (BOD<sub>5</sub>), mg/L</li> <li>• Total Phosphorus (TP) mg/L</li> <li>• Total Nitrogen (TN), mg/L</li> <li>• Ammonia Nitrogen (NH<sub>3</sub>-N), mg/L</li> <li>• Total Inorganic Nitrogen, (TIN), mg/L</li> <li>• <i>E.coli</i>, cfu/100mL</li> </ul> | <p><b>For Marine Water Quality:</b><br/>Once per day for 3 days per week for 1-year<br/>(the interval between two sets of monitoring should not be less than 36 hours)</p> <p><b>For Continuous Effluent Quality Monitoring:</b><br/>Daily for 1-year</p> |

### ***Monitoring Methodology***

#### 2.4.6 In-situ measurement

##### For marine water quality monitoring

- (a) The in-situ marine water quality parameters, viz. dissolved oxygen, pH, temperature, salinity and turbidity were measured by YSI multifunctional meter.
- (b) Digital Differential Global Positioning System (DGPS) was used to ensure that the correct location was selected prior to sample collection. Portable battery-operated echo sounder was used for the determination of water depth at each designated monitoring station.
- (c) All in-situ measurements were taken at 3 water depths, 1 m below water surface, mid-depth and 1 m above sea bed, except where the water depth was less than 6 m, in which case the mid-depth station was omitted. Should the water depth be less than 3 m, only the mid-depth station was monitored. Duplicate water samples were collected using the water sampler at the monitoring stations. Other relevant data were recorded, including monitoring location, time, water depth, tidal stages, weather conditions, sea conditions and any special phenomena or work undertaken in the field log sheet for information.

##### For effluent quality monitoring

- (a) Effluent sub-samples at bi-hourly interval over a 24-hour period were collected by refrigerated autosampler. Flow record of the project for the 24-hour sampling period was obtained to calculate the volume of each sub-sample. All of measured volume sub-samples were mixed in a clean container act as a flow-weighted composite effluent sample.
- (b) The in-situ effluent quality parameters, viz. dissolved oxygen, pH, temperature, salinity and turbidity were measured by YSI multifunctional meter, pH meter and Turbidimeter.

#### 2.4.7 Laboratory Analysis

- (a) The collected samples were stored in high-density polythene bottles and/or preservatives added bottles and packed in cool-boxes (cooled at 4°C without being frozen) and delivered to a HOKLAS laboratory for laboratory analysis. The analysis will be commenced in a HOKLAS accredited laboratory, ALS Technichem (HK) Pty Ltd. (HOKLAS Registration No. 066) within 24 hours after collection of the samples.
- (b) The QAQC laboratory reports are attached in **Appendix G**.

#### 2.4.8 Maintenance and Calibration

- (a) Before monitoring, the dissolved oxygen probe of multifunction meter was calibrated by the wet bulb method. A zero check in distilled water was performed with the turbidity probe once per monitoring day. The probe was then calibrated with a solution of known NTU.
- (b) The monitoring instruments were checked, calibrated and certified by a laboratory accredited under HOKLAS before use and subsequently re-calibrated at 3-monthly intervals throughout all stages of the water quality monitoring. Calibration details are provided in **Appendix C**.

### ***Monitoring Results and Observations***

2.4.9 The schedule for environmental monitoring in the reporting period is provided in **Appendix D**.

2.4.10 Operation water quality monitoring was conducted at all designated monitoring stations and continuous effluent quality monitoring was conducted in the reporting period. No emergency discharge was happened in the reporting period.

2.4.11 All monitoring data and graphical presentation of the monitoring results are provided in **Appendix G**.

2.4.12 Exceedances of marine water quality were recorded in the reporting period. Number of

exceedances recorded in the reporting period at each monitoring station are summarised in **Table 2.14**.

**Table 2.14 Summary of Water Quality Exceedances**

| Station  | Exceedance Level | DO (S&M) | DO (Bottom) | Salinity | Turbidity | SS | NH3-N | TN | TIN | TP | BOD5 | E.Coli | Total |
|----------|------------------|----------|-------------|----------|-----------|----|-------|----|-----|----|------|--------|-------|
| N1       | Action           | 0        | 0           | 0        | 0         | 0  | 0     | 0  | 0   | 0  | 0    | 0      | 0     |
|          | Limit            | 0        | 0           | 0        | 0         | 0  | 0     | 0  | 0   | 0  | 0    | 0      | 0     |
| N2       | Action           | 0        | 0           | 0        | 0         | 0  | 0     | 0  | 0   | 0  | 0    | 0      | 0     |
|          | Limit            | 0        | 0           | 0        | 0         | 0  | 0     | 0  | 0   | 0  | 0    | 0      | 0     |
| FCZ1B    | Action           | 0        | 0           | 0        | 0         | 0  | 0     | 0  | 0   | 0  | 0    | 0      | 0     |
|          | Limit            | 0        | 0           | 0        | 0         | 1  | 0     | 0  | 0   | 1  | 0    | 0      | 2     |
| H4A      | Action           | 0        | 0           | 0        | 0         | 0  | 0     | 0  | 0   | 0  | 0    | 0      | 0     |
|          | Limit            | 0        | 0           | 0        | 0         | 2  | 0     | 0  | 0   | 1  | 0    | 0      | 3     |
| H1A      | Action           | 0        | 0           | 0        | 0         | 0  | 0     | 0  | 0   | 1  | 0    | 0      | 1     |
|          | Limit            | 0        | 0           | 0        | 0         | 2  | 0     | 0  | 0   | 1  | 0    | 0      | 3     |
| M1A      | Action           | 0        | 0           | 0        | 0         | 0  | 0     | 0  | 0   | 0  | 0    | 0      | 0     |
|          | Limit            | 0        | 0           | 0        | 0         | 1  | 0     | 0  | 0   | 1  | 0    | 0      | 2     |
| SGA      | Action           | 0        | 0           | 0        | 0         | 0  | 0     | 0  | 0   | 1  | 0    | 0      | 1     |
|          | Limit            | 0        | 0           | 0        | 0         | 2  | 0     | 0  | 0   | 1  | 0    | 0      | 3     |
| Effluent | Action           | 0        | 0           | 0        | 0         | 0  | 0     | 0  | 0   | 0  | 0    | 0      | 0     |
|          | Limit            | 0        | 0           | 0        | 0         | 0  | 0     | 0  | 0   | 0  | 0    | 0      | 0     |
| Total    | Action           | 0        | 0           | 0        | 0         | 0  | 0     | 0  | 0   | 2  | 0    | 0      | 2     |
|          | Limit            | 0        | 0           | 0        | 0         | 8  | 0     | 0  | 0   | 5  | 0    | 0      | 13    |

2.4.13 Two (2) Action Level exceedance were recorded at measured TP level of marine water quality in the reporting period. Eight (8) Limit Level exceedances were recorded at measured SS level and five (5) Limit Level exceedances were recorded at measured TP level of marine water quality in the reporting period.

2.4.14 The investigation findings on marine water quality exceedances were summarized on below:

For exceedances on 7 September 2020, Action Level exceedances of TP were recorded at H1A and SGA. The TP measured at H4A and H1A (as upstream stations) were the same (i.e. 0.04mg/L) with SGA. With reference to the baseline monitoring results, the TP measured at H1A and SGA on 7 September 2020 were within the baseline results. And the TP measured at effluent quality were well below the effluent quality's Action/Limit Level.

For exceedances on 9 September 2020, Limit Level exceedances (130% of Control Station) of SS were recorded at H1A, H4A and SGA. With reference to the baseline monitoring results, the SS measured at H1A, H4A and SGA on 9 September 2020 were within the baseline results and well below the mean of baseline. And the SS measured at effluent quality were well below the effluent quality's Action/Limit Level.

For exceedances on 14 September 2020, Limit Level exceedances (130% of Control Station) of SS and TP were recorded at FCZ1B, H1A, H4A, M1A and SGA. With reference to the baseline monitoring results, the SS and TP measured at FCZ1B, H1A, H4A, M1A and SGA on 14 September 2020 were within the baseline results and well below the mean of baseline. And the SS and TP measured at effluent quality were well below the effluent quality's Action/Limit Level.

2.4.15 Based on the investigation findings, the measured levels of SS and TP on 7, 9 and 14 September 2020 were similar with baseline levels. Therefore, the exceedances were considered not related to the Project.

2.4.16 No non-compliance of effluent quality was recorded in the reporting period.

2.4.17 The event and action plan is annexed in **Appendix H**.

## **2.5 Waste Management Status**

- 2.5.1 Auditing of waste management practices during regular site inspections will confirm that the waste generated during construction are properly, stored, handled and disposed of. The construction Contractor(s) will be responsible for the implementation of any mitigation measures to reduce waste or redress issues arising from the waste materials.
- 2.5.2 The C&D waste under this contract should be disposal of at North East New Territories (NENT) Landfill and Tseung Kwan O Area 137 Fill Bank (TKO137FB).
- 2.5.3 Monthly summary of waste flow table is detailed in **Appendix I**.

## **2.6 Landscape and Visual**

- 2.6.1 Inspections of the implementation of landscape and visual mitigation measures were conducted on 9 and 23 September 2020. The observations and recommendations made during the audit sessions are summarized in **Table 4.1**. A summary of the mitigation measures implementation schedule is provided in **Appendix J**. The event and action plan is annexed in **Appendix H**.

## **3 IMPLEMENTATION STATUS ON ENVIRONMENTAL PROTECTION REQUIREMENTS**

- 3.1.1 The Contractor has implemented environmental mitigation measures and requirements as stated in the EIA Report, the EP and EM&A Manual. The implementation status of the environmental mitigation measures of the reporting period is summarized in **Appendix J**. The implementation of the key mitigation measures during the reporting period is presented in **Appendix K**.

## 4 ENVIRONMENTAL SITE INSPECTION AND AUDIT

### 4.1 Site Inspection

- 4.1.1 Site Inspections were carried out on a weekly basis to monitor the implementation of proper environmental pollution control and mitigation measures for the Project. A summary of the mitigation measures implementation schedule is provided in **Appendix J**.
- 4.1.2 In the reporting period, 4 site inspections were carried out on 9, 16, 23 and 30 September 2020. A joint site inspection with IEC was carried out on 30 September 2020. No non-compliance was recorded during the site inspections. Details of observations recorded during the site inspections are presented in **Table 4.1**.

**Table 4.1 Observations and Recommendations of Site Inspection**

| Parameters                 | Date        | Observations and Recommendations  | Follow up  |
|----------------------------|-------------|---|--|
| Water Quality              | N/A         | N/A   | N/A  |
| Air Quality                | N/A         | N/A   | N/A  |
| Noise                      | N/A         | N/A   | N/A  |
| Waste/ Chemical Management | N/A         | N/A   | N/A  |
| Landscape & Visual         | N/A         | N/A   | N/A  |
| Permits/ Licenses          | 23 Sep 2020 | <ul style="list-style-type: none"> <li>As the position of site entrance was changed. The Contractor was reminded to post the relevant environmental permit and license at the existing site entrance properly.</li> </ul> | The item was rectified by the Contractor on 24 Sep 2020. |

### 4.2 Summary of Complaints, Notification of Summons, Successful Prosecutions and Public Engagement Activities

- 4.2.1 No complaints, notification of summons and successful prosecution was received in the reporting period.
- 4.2.2 No public engagement activities were conducted in the reporting period.
- 4.2.3 Statistics on complaints, notifications of summons, successful prosecutions and public engagement activities are summarized in **Appendix L**.

## 5 ON-SITE TIME FOR ET AND IEC TEAM

- 5.1.1 According to the EP Condition 2.1 and 2.4, the minimum on-site time of at least 8 hours per week during office hours were proposed by the ET and IEC and their teams respectively in order to discharge the duties of the team of ET and IEC as stipulated in the EP and EM&A requirements of the project. The on-site time & duties of ET and IEC are summarized in **Appendix M**.



## 6 FUTURE KEY ISSUES

### 6.1 Construction Programme for the Coming Month

6.1.1 The major construction works for the Project in the coming month will be:

- Demolition of the existing STKSTW
- Expanded STKSTW piling
- Submarine Outfall pilot hole drilling (Land).

### 6.2 Key Issues for the Coming Month

6.2.1 Potential environmental impacts due to the construction activities, including air quality, noise, water quality, waste, landscape and visual, will be monitored or reviewed. The ET will continue to implement the environmental monitoring & audit programme in accordance with the EM&A Manual and Environmental Permit requirement. The recommended environmental mitigation measures shall be implemented on site and regular inspections as required will be carried out to ensure that the environmental conditions are acceptable.

6.2.2 The anticipated impact of major work activities within the site and the recommended mitigation measures are shown in **Appendix K**.

### 6.3 Monitoring Schedule for the Coming Month

6.3.1 The tentative schedule for environmental monitoring in October 2020 is provided in **Appendix D**.

## 7 CONCLUSIONS

7.1.1 No non-compliance of odour monitoring was noted in the reporting month.

7.1.2 No Action or Limit Level exceedance of construction noise was recorded in the reporting period. No noise complaints related to 0700 – 1900 hours on normal weekdays was received in the reporting period.

7.1.3 Two (2) Action Level exceedance were recorded at measured TP level of marine water quality in the reporting period. Eight (8) Limit Level exceedances were recorded at measured SS level and five (5) Limit Level exceedances were recorded at measured TP level of marine water quality in the reporting period.

7.1.4 Based on the investigation findings, the measured levels of SS and TP on 7, 9 and 14 September 2020 were similar with baseline levels. Therefore, the exceedances were considered not related to the Project.

7.1.5 No non-compliance of effluent quality was recorded in the reporting period.

7.1.6 4 environmental site inspections were carried out in the reporting period. Recommendations on remedial actions were given to the Contractors for the deficiencies identified during the site audits.

7.1.7 No complaints, notification of summons and successful prosecution was received in the reporting period.

---

## FIGURES

---

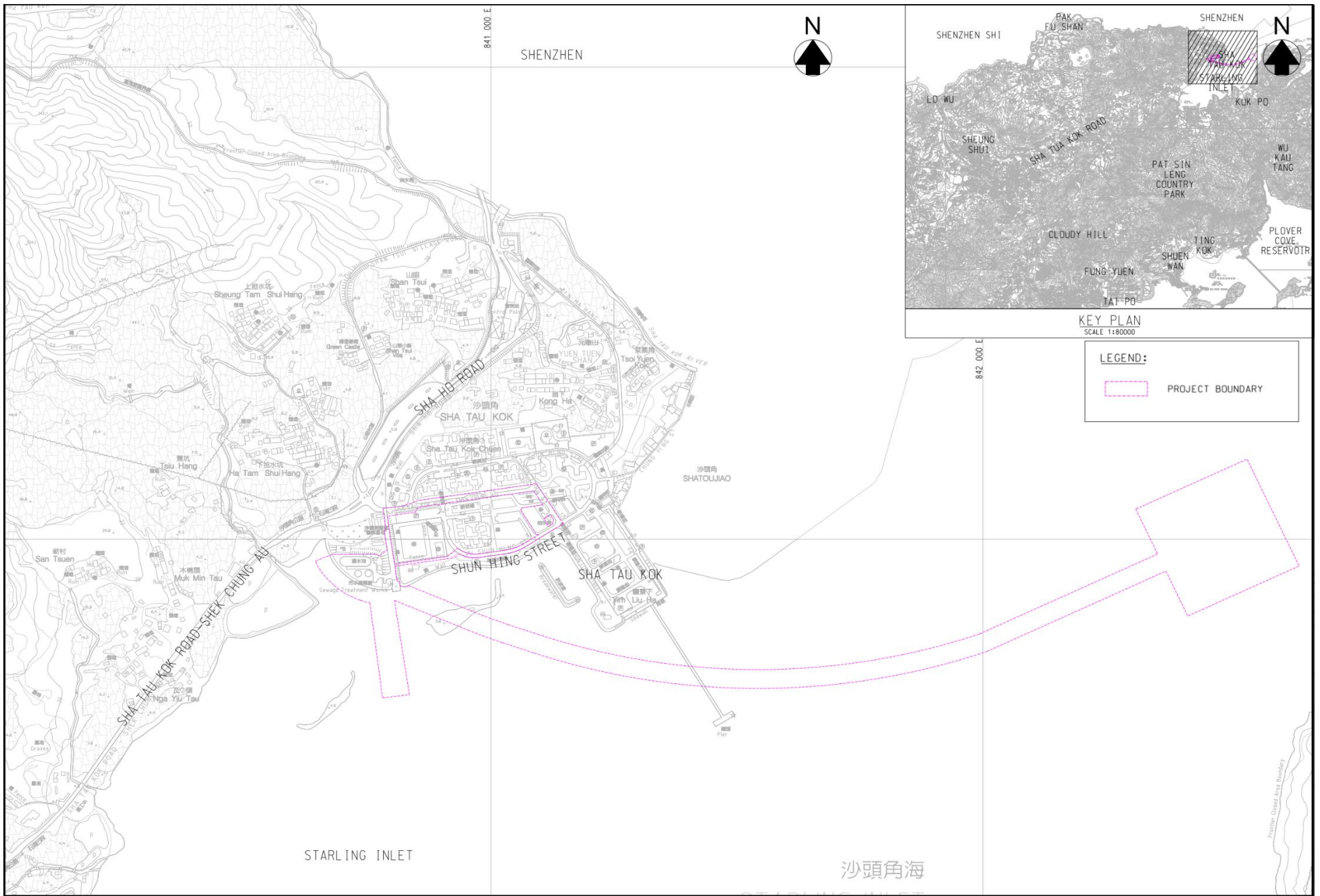


Figure 1 General Layout Plan

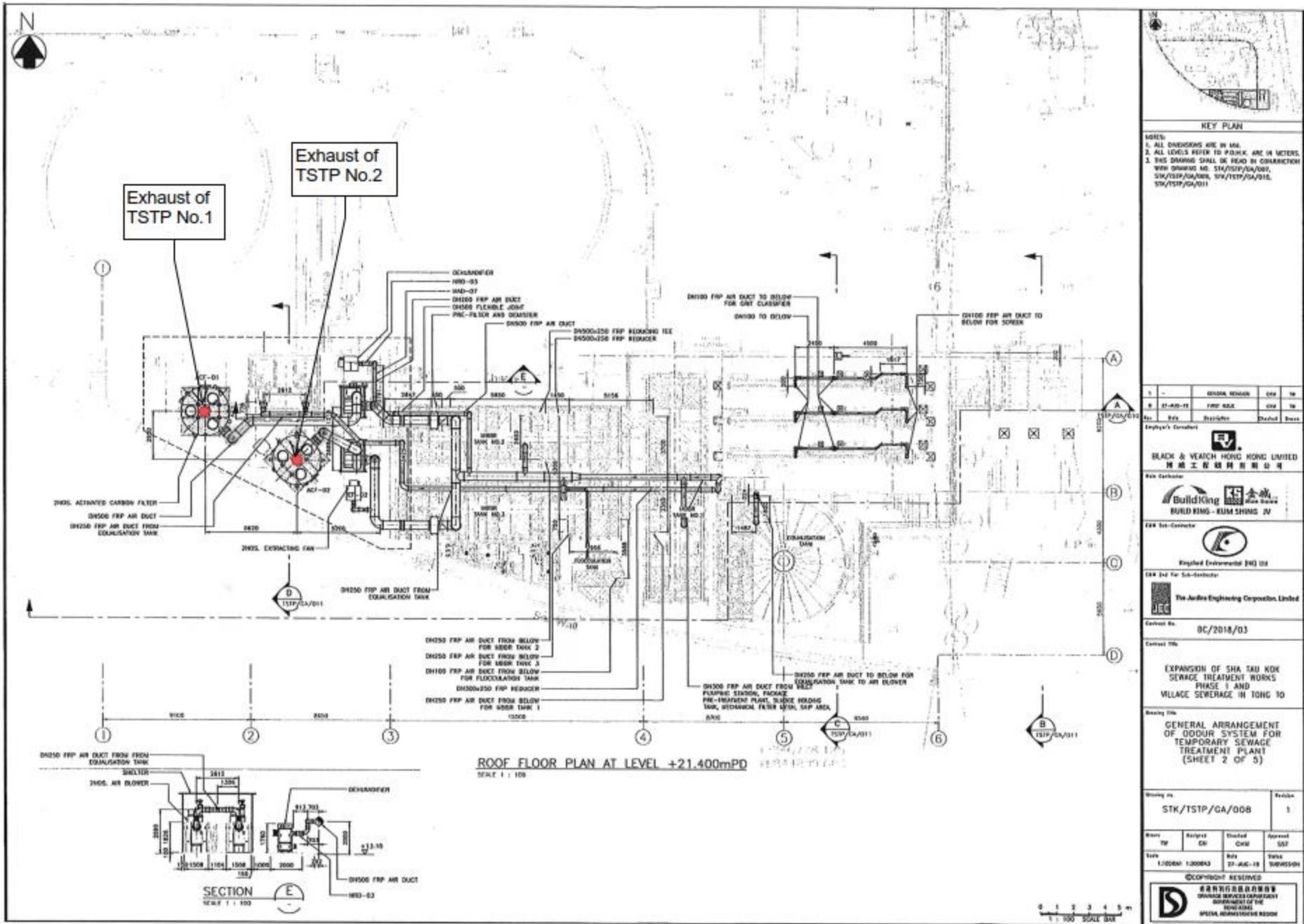
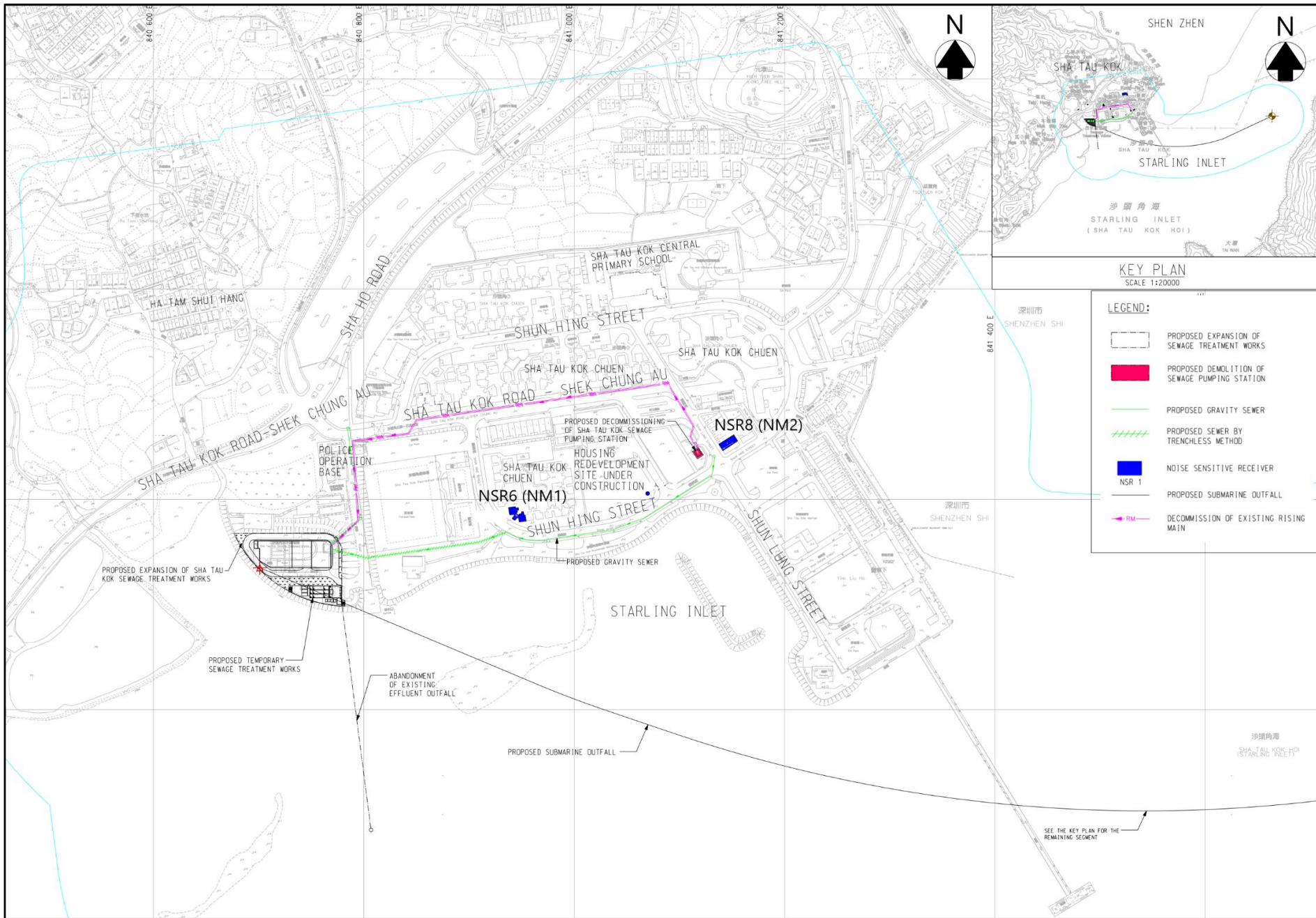


Figure 2 Locations of Odour monitoring for 1-Year Operation of TSTP



**Figure 3** Location of Noise Monitoring Stations

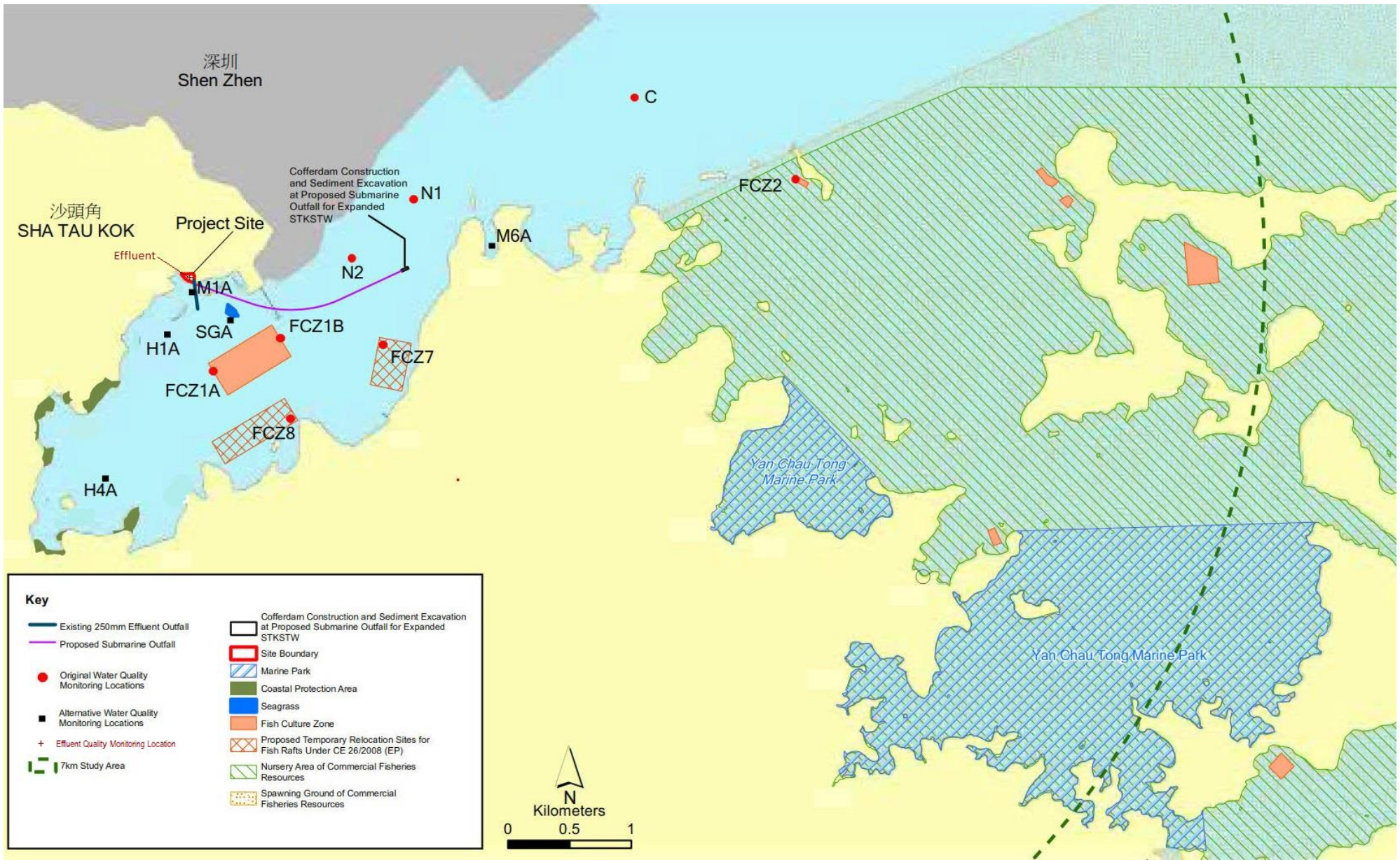


Figure 4 Location of Water Quality Monitoring Stations for 1-Year Operation of TSTP

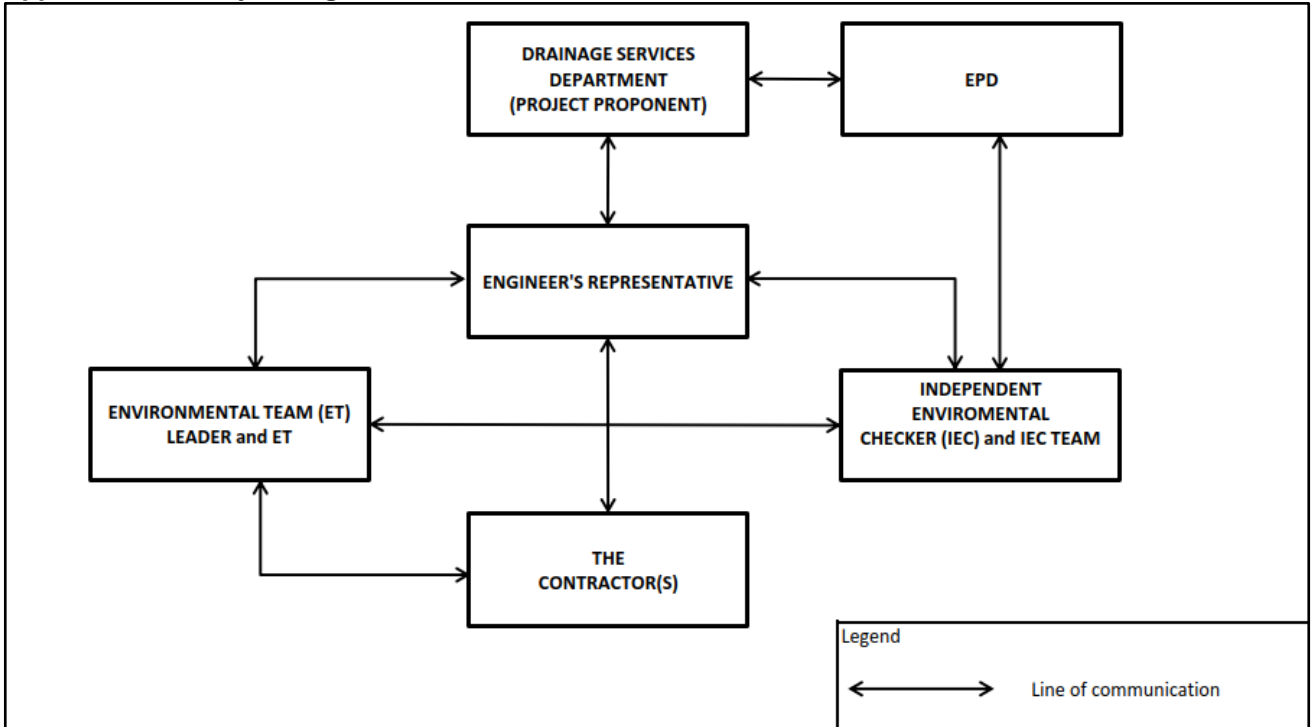
---

**APPENDIX A**

**Project Organization Structure**

---

**Appendix A Project Organization Structure**



Note: Detailed key personnel contact names and telephone numbers refer to Table 1.1.



---

**APPENDIX B**

**Construction Programme**

---



---

**APPENDIX C**

**Calibration Certificates of Monitoring Equipment**

---



## Calibration Certificate

**Certificate No.: CC0071910**

1. Description

|                          |  |
|--------------------------|--|
| Calibration item :       | a) Hydrogen Sulfide (H <sub>2</sub> S) |
| Equipment description :  | Gold Film Hydrogen Sulfide Analyzer    |
| Manufacturer :           | ARIZONA INSTRUMENT LLC                 |
| Type / Model No. :       | Jerome® 631X                           |
| Serial No. :             | 1914                                   |
| Assigned equipment no. : | N/A                                    |
| Adjustment :             | N/A                                    |
| Remark :                 | Received with good condition           |

2. Customer information

|                   |   |
|-------------------|---|
| Customer :        | AECOM   |
| Address :         | 8/F, Tower 2, Grand Central Plaza, 138 Shatin Rural Committee Road, Shatin, N.T. HK |
| Date of receipt : | 4 October 2019  |

3. Date of performance of the calibration

|                       |                 |
|-----------------------|-----------------|
| Date of calibration : | 10 October 2019 |
|-----------------------|-----------------|

Approved Signatory

WM Ling

Company Chop:

Certificate issue date: 11 October 2019



1. The certificate shall not be reproduced except in full, without written approval of CAL LAB LTD
2. The certificate is issued subject to the latest Terms and Conditions, available at our web site

CT-BEG-02  
Page 1 of 3  
cc0071910



4. Result of Calibration

a) Hydrogen Sulfide (H<sub>2</sub>S)

| Reference Setting ; ppm | Measured reading ; ppm | Error of indication ; % FS |
|-------------------------|------------------------|----------------------------|
| 0                       | 0.000                  | 0.0                        |
| 0.5                     | 0.46                   | -0.1                       |
| 1.0                     | 0.96                   | -0.1                       |
| 5.0                     | 4.2                    | -1.6                       |
| 10.0                    | 9.1                    | -1.8                       |

Estimated expanded uncertainty: 2.1 % FS

Technical Requirement:  $\pm 5$  ppm

Hydrogen Sulfide (H<sub>2</sub>S) - Repeatability

| Reference reading ; ppm | RSD ; % |
|-------------------------|---------|
| 10.0                    | 1.6     |

Technical Requirement:  $\pm 2$  %

Hydrogen Sulfide (H<sub>2</sub>S) – Response Time

| Reference reading ; ppm | Response time ; second |
|-------------------------|------------------------|
| 10.0                    | 13                     |

Technical Requirement:  
 $\leq 30$  seconds (Pump)

Note: The technical requirement is refer to JJG 695-2003

1. The certificate shall not be reproduced except in full, without written approval of CAL LAB LTD
2. The certificate is issued subject to the latest Terms and Conditions, available at our web site

CT-006-04  
 Page 2 of 3  
 cc0071910



5. Reference method for calibration

|                  |              |
|------------------|--------------|
| Hydrogen Sulfide | JJG 695-2003 |
|------------------|--------------|

6. Environment condition of calibration

|                         |         |
|-------------------------|---------|
| Temperature ; °C        | 24.5 °C |
| Relative humidity ; %RH | 43 %RH  |

7. Reference equipment used in the calibration

| Item             | Model | Serial No. | Expiry date | Traceable to |
|------------------|-------|------------|-------------|--------------|
| Hydrogen Sulfide | N/A   | L193414080 | 28 Jan 2020 | NIM          |

- Note1: The estimated expanded uncertainties have been calculated in "Evaluation and expression of uncertainty in measurement" and give an internal estimated to have a level of confidence of 95%. A coverage factor of 2 is assumed unless explicitly stated.
- Note2: The standard (s) and instrument used in the calibration are traceable to national or international recognized standard and are calibrated on a schedule to maintain the accuracy and good condition.
- Note3: The result reported in this certificate refer to the condition of the instrument on the date of calibration and carry no implication regarding the long term stability of the instrument.
- Note4: The result shows in this calibration certificate relate only to the item calibrated, and the result only applies to the calibration item as received.

Calibrated by: *Yaman Kaya* Date: 10 October 2019  
Checked by: *William* Date: 10 October 2019

\*\*\* End of Certificate \*\*\*

CT-END-02

1. The certificate shall not be reproduced except in full, without written approval of CAL LAB LTD
2. The certificate is issued subject to the latest Terms and Conditions, available at our web site

Page 3 of 3  
cc0071910



# Certificate of Calibration 校正證書

Certificate No. : C202803  
證書編號

**ITEM TESTED / 送檢項目** ( Job No. / 序引編號 : IC20-0967 )      **Date of Receipt / 收件日期** : 7 May 2020  
**Description / 儀器名稱** : Air Velocity Meter  
**Manufacturer / 製造商** : TSI  
**Model No. / 型號** : 9555-P  
**Serial No. / 編號** : 9555P0836010  
**Supplied By / 委託者** : Aecom Asia Co., Ltd.  
13/F., Tower 2, Grand Central Plaza,  
138 Shatin Rural Committee Road, Shatin, N.T.

## TEST CONDITIONS / 測試條件

**Temperature / 溫度** : (23 ± 2)°C      **Relative Humidity / 相對濕度** : (50 ± 25)%  
**Line Voltage / 電壓** : ---

## TEST SPECIFICATIONS / 測試規範

Calibration check

**DATE OF TEST / 測試日期** : 20 to 21 May 2020

## TEST RESULTS / 測試結果

The results apply to the particular unit-under-test only.  
The results are detailed in the subsequent page(s).

The test equipment used for calibration are traceable to National Standards via :  
- The Government of The Hong Kong Special Administrative Region Standard & Calibration Laboratory  
- South China National Centre of Metrology, China  
- Agilent Technologies / Keysight Technologies  
- Testo Industrial Services GmbH, Germany  
- Fluke Everett Service Center, USA

**Tested By / 測試** :   
T F Lee  
Assistant Engineer

**Certified By / 核證** :   
H C Chan  
Engineer

**Date of Issue / 簽發日期** : 22 May 2020

The test equipment used for calibration is traceable to the National Standards as specified in this certificate. This certificate shall not be reproduced except in full, without the prior written approval of this laboratory.  
本證書所載校正用之測試器材均可溯源至國際標準。此證書應以本證書全文為准，未經本實驗室書面批准，不得翻印。



# Certificate of Calibration

## 校正證書

Certificate No. : C202803  
證書編號

- The unit-under-test (UUT) was allowed to stabilize in the laboratory for over 12 hours before the commencement of the test.
- Test equipment :

| Equipment ID   | Description  | Certificate No.   |
|----------------|--|-------------------|
| CL018          | Portable Calibrator                                    | C191834           |
| CL041 & CL041B | Digital Thermometer                                    | C201018           |
| CL042 & CL042B | Digital Thermometer                                    | C201019           |
| CL272 & CL272A | Humidity Control Chamber                               | C183502 & C183457 |
| CL292          | Recorder   | C192930           |
| CL316 & CL316A | Precision Multi-function Measuring Instrument          | C180363           |
| CL330          | Environmental Chamber                                  | C190296           |
| CL360          | Portable Air Pressure                                  | RYB201909837      |
| CL410 & CL410D | Multi Functionally Measuring Instrument & Psychrometer | C195787           |

- Test procedure : MA006, MA103N, MA109N & MA130N.
- Results :

### 4.1 Air Velocity

| Applied Value (m/s) | UUT Reading (m/s) | Measured Correction |                            |                 |
|---------------------|-------------------|---------------------|----------------------------|-----------------|
|                     |                   | Value (m/s)         | Measurement Uncertainty    |                 |
|                     |                   |                     | Expanded Uncertainty (m/s) | Coverage Factor |
| 2.00                | 2.10              | -0.10               | 0.31                       | 2.0             |
| 4.00                | 4.11              | -0.11               | 0.36                       | 2.0             |
| 6.03                | 6.21              | -0.18               | 0.41                       | 2.0             |
| 8.02                | 8.46              | -0.44               | 0.50                       | 2.0             |
| 10.01               | 10.95             | -0.94               | 0.57                       | 2.0             |

The results presented are the mean of 10 measurements at each calibration point.

### 4.2 Temperature

| Applied Value (°C) | UUT Reading (°C) | Measured Correction |                           |                 |
|--------------------|------------------|---------------------|---------------------------|-----------------|
|                    |                  | Value (°C)          | Measurement Uncertainty   |                 |
|                    |                  |                     | Expanded Uncertainty (°C) | Coverage Factor |
| 25.0               | 24.8             | +0.2                | 0.5                       | 2.0             |

The results presented are the mean of 3 measurements at each calibration point.

The test equipment used for calibration is traceable to the National Standards as specified in this certificate. This certificate shall not be reproduced except in full, without the prior written approval of this laboratory.

本證書所載校正用之測試器材均可溯源至國際標準。局部複印本證書需先獲本實驗室書面批准。

Sun Creation Engineering Limited - Calibration & Testing Laboratory

c/o 4/F, 1 Hing On Lane, Tuen Mun, New Territories, Hong Kong

輝創工程有限公司 - 校正及檢測實驗室

c/o 香港新界屯門安里一號四樓

Tel/電話: (852) 2927 2606 Fax/傳真: (852) 2744 8986 E-mail/電郵: call@suncreation.com Website/網址: www.suncreation.com





# Certificate of Calibration

## 校正證書

Certificate No. : C202803  
證書編號

### 4.3 Relative Humidity (23°C)

| Applied Value (%) | UUT Reading (%) | Measured Correction |                          |                 |
|-------------------|-----------------|---------------------|--------------------------|-----------------|
|                   |                 | Value (%)           | Measurement Uncertainty  |                 |
|                   |                 |                     | Expanded Uncertainty (%) | Coverage Factor |
| 60.0              | 63.8            | -3.8                | 1.5                      | 2.0             |

The results presented are the mean of 3 measurements at each calibration point.

### 4.4 Barometric Pressure

| Applied Value (hPa) | UUT Reading (hPa) | Measured Correction |                            |                 |
|---------------------|-------------------|---------------------|----------------------------|-----------------|
|                     |                   | Value (hPa)         | Measurement Uncertainty    |                 |
|                     |                   |                     | Expanded Uncertainty (hPa) | Coverage Factor |
| 1 001.3             | 995.3             | +6.0                | 2.0                        | 2.0             |

The results presented are the mean of 3 measurements at each calibration point.

Test Medium : Air

Remarks : - UUT Probe Model : 964  
S/N : P08350010

- UUT Setting : ACTUAL/STANDARD : ACTUAL  
Temperature Source : Probe
- The Measured Corrections are defined as :  
Value = Applied Value - UUT Reading
- The expanded uncertainties are for a level of confidence of 95 %.

Note :  
Only the original copy or the laboratory's certified true copy is valid.

The values given in this Certificate only relate to the values measured at the time of the test and any uncertainties quoted will not include allowance for the equipment long term drift, variations with environment changes, vibration and shock during transportation, overloading, mis-handling, or the capability of any other laboratory to repeat the measurement. Sun Creation Engineering Limited shall not be liable for any loss or damage resulting from the use of the equipment.

The test equipment used for calibration is traceable to the National Standards as specified in this certificate. This certificate shall not be reproduced except in full, without the prior written approval of this laboratory.  
本證書所載校正用之測試器材均可溯源至國際標準。如加印本證書需先獲本實驗室書面批准。



## CERTIFICATE OF CALIBRATION

Certificate No.: 19CA1017 01-01 Page 1 of 2

### Item tested

|                       |                            |            |              |
|-----------------------|----------------------------|------------|--------------|
| Description:          | Sound Level Meter (Type 1) | Microphone | Preamplifier |
| Manufacturer:         | B & K                      | B & K      | B & K        |
| Type/Model No.:       | 2250                       | 4950       | ZC0032       |
| Serial/Equipment No.: | 3001291                    | 2665582    | 17190        |
| Adaptors used:        | -                          | -          | -            |

### Item submitted by

Customer Name: AECOM ASIA CO LIMITED  
 Address of Customer: -  
 Request No.: -  
 Date of receipt: 17-Oct-2019

Date of test: 18-Oct-2019

### Reference equipment used in the calibration

| Description:                    | Model:   | Serial No. | Expiry Date: | Traceable to: |
|---------------------------------|----------|------------|--------------|---------------|
| Multi function sound calibrator | B&K 4226 | 2288444    | 20-Aug-2019  | CIGISMEC      |
| Signal generator                | DS 360   | 81227      | 26-Dec-2019  | CEPREI        |

### Ambient conditions

Temperature: 22 ± 1 °C  
 Relative humidity: 55 ± 10 %  
 Air pressure: 1000 ± 5 hPa

### Test specifications

- The Sound Level Meter has been calibrated in accordance with the requirements as specified in BS 7580: Part 1: 1997 and the lab calibration procedure SMTP004-CA-152.
- The electrical tests were performed using an electrical signal substituted for the microphone which was removed and replaced by an equivalent capacitance within a tolerance of ±20%.
- The acoustic calibration was performed using an B&K 4226 sound calibrator and corrections was applied for the difference between the free-field and pressure responsiveness of the Sound Level Meter.

### Test results

This is to certify that the Sound Level Meter conforms to BS 7580: Part 1: 1997 for the conditions under which the test was performed.

Details of the performed measurements are presented on page 2 of this certificate.

Actual Measurement data are documented on worksheets.

Approved Signatory:



Feng Jun

Date: 21-Oct-2019

Company Chop:



Comments: The results reported in this certificate refer to the condition of the instrument on the date of calibration and carry no implication regarding the long-term stability of the instrument.



## CERTIFICATE OF CALIBRATION

(Continuation Page)

Certificate No.: 19CA1017 01-01 Page 2 of 2

**1, Electrical Tests**

The electrical tests were performed using an equivalent capacitance substituted for the microphone. The results are given in below with test status and the estimated uncertainties. The "Pass" means the result of the test is inside the tolerances stated in the test specifications. The "-" means the result of test is outside these tolerances.

| Test:                   | Subtest:   | Status:           | Expanded Uncertainty (dB) | Coverage Factor |
|-------------------------|--|-------------------|---------------------------|-----------------|
| Self-generated noise    | A  | Pass              | 0.3                       |                 |
|                         | C  | Pass              | 0.8                       |                 |
|                         | Lin  | Pass              | 1.6                       |                 |
| Linearity range for Leq | At reference range, Step 5 dB at 4 kHz           | Pass              | 0.3                       |                 |
|                         | Reference SPL on all other ranges                | Pass              | 0.3                       |                 |
|                         | 2 dB below upper limit of each range             | Pass              | 0.3                       |                 |
|                         | 2 dB above lower limit of each range             | Pass              | 0.3                       |                 |
| Linearity range for SPL | At reference range, Step 5 dB at 4 kHz           | Pass              | 0.3                       |                 |
|                         | A  | Pass              | 0.3                       |                 |
| Frequency weightings    | C  | Pass              | 0.3                       |                 |
|                         | Lin  | Pass              | 0.3                       |                 |
|                         | Time weightings                                  | Single Burst Fast | Pass                      | 0.3             |
| Peak response           | Single Burst Slow                                | Pass              | 0.3                       |                 |
|                         | Single 100µs rectangular pulse                   | Pass              | 0.3                       |                 |
| R.M.S. accuracy         | Crest factor of 3                                | Pass              | 0.3                       |                 |
| Time weighting I        | Single burst 5 ms at 2000 Hz                     | Pass              | 0.3                       |                 |
|                         | Repeated at frequency of 100 Hz                  | Pass              | 0.3                       |                 |
| Time averaging          | 1 ms burst duty factor 1/10 <sup>3</sup> at 4kHz | Pass              | 0.3                       |                 |
|                         | 1 ms burst duty factor 1/10 <sup>4</sup> at 4kHz | Pass              | 0.3                       |                 |
| Pulse range             | Single burst 10 ms at 4 kHz                      | Pass              | 0.4                       |                 |
| Sound exposure level    | Single burst 10 ms at 4 kHz                      | Pass              | 0.4                       |                 |
| Overload indication     | SPL  | Pass              | 0.3                       |                 |
|                         | Leq  | Pass              | 0.4                       |                 |

**2, Acoustic tests**

The complete sound level meter was calibrated on the reference range using a B&K 4226 acoustic calibrator with 1000Hz and SPL 94 dB. The sensitivity of the sound level meter was adjusted. The test result at 125 Hz and 8000 Hz are given in below with test status and the estimated uncertainties.

| Test:             | Subtest                | Status | Expanded Uncertainty (dB) | Coverage Factor |
|-------------------|------------------------|--------|---------------------------|-----------------|
| Acoustic response | Weighting A at 125 Hz  | Pass   | 0.3                       |                 |
|                   | Weighting A at 8000 Hz | Pass   | 0.5                       |                 |

**3, Response to associated sound calibrator**

N/A

The expanded uncertainties have been calculated in accordance with the ISO Publication "Guide to the expression of uncertainty in measurement", and gives an interval estimated to have a level of confidence of 95%. A coverage factor of 2 is assumed unless explicitly stated.

- End -

|   |   |
|---|---|
| Calibrated by: <br>Date: 18-Oct-2019 | Checked by: <br>Date: 21-Oct-2019 |
|---|---|

The standard(s) and equipment used in the calibration are traceable to national or international recognised standards and are calibrated on a schedule to maintain the required accuracy level.



## CERTIFICATE OF CALIBRATION

Certificate No.: 20CA0318 01 Page 1 of 2

### Item tested

|                       |                            |            |        |
|-----------------------|----------------------------|------------|--------|
| Description:          | Sound Level Meter (Type 1) | Microphone | Preamp |
| Manufacturer:         | B & K                      | B & K      | B & K  |
| Type/Model No.:       | 2250-L                     | 4950       | ZC0032 |
| Serial/Equipment No.: | 2681366                    | 2665582    | 17190  |
| Adaptors used:        | -                          | -          | -      |

### Item submitted by

Customer Name: AECOM ASIA CO LTD  
Address of Customer: -  
Request No.: -  
Date of receipt: 18-Mar-2020

Date of test: 19-Mar-2020

### Reference equipment used in the calibration

| Description:                    | Model:   | Serial No. | Expiry Date: | Traceable to: |
|---------------------------------|----------|------------|--------------|---------------|
| Multi function sound calibrator | B&K 4226 | 2288444    | 23-Aug-2020  | CIGISMEC      |
| Signal generator                | DS 360   | 33873      | 10-May-2020  | CEPREI        |

### Ambient conditions

Temperature: 22 ± 1 °C  
Relative humidity: 55 ± 10 %  
Air pressure: 1005 ± 5 hPa

### Test specifications

- The Sound Level Meter has been calibrated in accordance with the requirements as specified in BS 7580: Part 1: 1997 and the lab calibration procedure SMTP004-CA-152.
- The electrical tests were performed using an electrical signal substituted for the microphone which was removed and replaced by an equivalent capacitance within a tolerance of ±20%.
- The acoustic calibration was performed using an B&K 4226 sound calibrator and corrections was applied for the difference between the free-field and pressure responsiveness of the Sound Level Meter.

### Test results

This is to certify that the Sound Level Meter conforms to BS 7580: Part 1: 1997 for the conditions under which the test was performed.

Details of the performed measurements are presented on page 2 of this certificate.

Actual Measurement data are documented on worksheets.

Approved Signatory:

  
Feng Junqi

Date: 19-Mar-2020

Company Chop:



Comments: The results reported in this certificate refer to the condition of the instrument on the date of calibration and carry no implication regarding the long-term stability of the instrument.



## CERTIFICATE OF CALIBRATION

(Continuation Page)

Certificate No.: 20CA0318 01 Page 2 of 2

### 1, Electrical Tests

The electrical tests were performed using an equivalent capacitance substituted for the microphone. The results are given in below with test status and the estimated uncertainties. The "Pass" means the result of the test is inside the tolerances stated in the test specifications. The "-" means the result of test is outside these tolerances.

| Test:                   | Subtest:   | Status: | Expanded Uncertainty (dB) | Coverage Factor |
|-------------------------|--|---------|---------------------------|-----------------|
| Self-generated noise    | A  | Pass    | 0.3                       |                 |
|                         | C  | Pass    | 0.8                       |                 |
|                         | Lin  | Pass    | 1.6                       |                 |
| Linearity range for Leq | At reference range, Step 5 dB at 4 kHz           | Pass    | 0.3                       |                 |
|                         | Reference SPL on all other ranges                | Pass    | 0.3                       |                 |
|                         | 2 dB below upper limit of each range             | Pass    | 0.3                       |                 |
|                         | 2 dB above lower limit of each range             | Pass    | 0.3                       |                 |
| Linearity range for SPL | At reference range, Step 5 dB at 4 kHz           | Pass    | 0.3                       |                 |
|                         | Frequency weightings                             |         |                           |                 |
| Time weightings         | A  | Pass    | 0.3                       |                 |
|                         | C  | Pass    | 0.3                       |                 |
|                         | Lin  | Pass    | 0.3                       |                 |
| Peak response           | Single Burst Fast                                | Pass    | 0.3                       |                 |
|                         | Single Burst Slow                                | Pass    | 0.3                       |                 |
| R.M.S. accuracy         | Single 100µs rectangular pulse                   | Pass    | 0.3                       |                 |
|                         | Crest factor of 3                                | Pass    | 0.3                       |                 |
| Time averaging          | Single burst 5 ms at 2000 Hz                     | Pass    | 0.3                       |                 |
|                         | Repeated at frequency of 100 Hz                  | Pass    | 0.3                       |                 |
| Pulse range             | 1 ms burst duty factor 1/10 <sup>3</sup> at 4kHz | Pass    | 0.3                       |                 |
|                         | 1 ms burst duty factor 1/10 <sup>4</sup> at 4kHz | Pass    | 0.3                       |                 |
| Sound exposure level    | Single burst 10 ms at 4 kHz                      | Pass    | 0.4                       |                 |
|                         | Single burst 10 ms at 4 kHz                      | Pass    | 0.4                       |                 |
| Overload indication     | SPL  | Pass    | 0.3                       |                 |
|                         | Leq  | Pass    | 0.4                       |                 |

### 2, Acoustic tests

The complete sound level meter was calibrated on the reference range using a B&K 4226 acoustic calibrator with 1000Hz and SPL 94 dB. The sensitivity of the sound level meter was adjusted. The test result at 125 Hz and 8000 Hz are given in below with test status and the estimated uncertainties.

| Test:             | Subtest                | Status | Expanded Uncertainty (dB) | Coverage Factor |
|-------------------|------------------------|--------|---------------------------|-----------------|
| Acoustic response | Weighting A at 125 Hz  | Pass   | 0.3                       |                 |
|                   | Weighting A at 8000 Hz | Pass   | 0.5                       |                 |

### 3, Response to associated sound calibrator

N/A

The expanded uncertainties have been calculated in accordance with the ISO Publication "Guide to the expression of uncertainty in measurement", and gives an interval estimated to have a level of confidence of 95%. A coverage factor of 2 is assumed unless explicitly stated.

Calibrated by:

Date: 19-Mar-2020

Fung Chi Yip

- End -

Checked by:

Date: 19-Mar-2020

Shek Kwong Tat

The standard(s) and equipment used in the calibration are traceable to national or international recognised standards and are calibrated on a schedule to maintain the required accuracy level.



## CERTIFICATE OF CALIBRATION

Certificate No.: 20CA0330 01

Page: 1 of 2

### Item tested

Description: Acoustical Calibrator (Class 1)  
Manufacturer: B & K  
Type/Model No.: 4231  
Serial/Equipment No.: 3006428  
Adaptors used: -

### Item submitted by

Customer: AECOM  
Address of Customer: -  
Request No.: -  
Date of receipt: 30-Mar-2020

(N. 004.037)

Date of test: 31-Mar-2020

### Reference equipment used in the calibration

| Description:            | Model:   | Serial No. | Expiry Date: | Traceable to: |
|-------------------------|----------|------------|--------------|---------------|
| Lab standard microphone | B&K 4180 | 2341427    | 03-May-2020  | SCL           |
| Preamplifier            | B&K 2673 | 2239857    | 17-May-2020  | CEPREI        |
| Measuring amplifier     | B&K 2610 | 2346941    | 05-Jun-2020  | CEPREI        |
| Signal generator        | DS 360   | 33873      | 10-May-2020  | CEPREI        |
| Digital multi-meter     | 34401A   | US36087050 | 08-May-2020  | CEPREI        |
| Audio analyzer          | 8903B    | GB41300350 | 13-May-2020  | CEPREI        |
| Universal counter       | 53132A   | MY40003662 | 10-May-2020  | CEPREI        |

### Ambient conditions

Temperature:  $22 \pm 1$  °C  
Relative humidity:  $55 \pm 10$  %  
Air pressure:  $1005 \pm 5$  hPa

### Test specifications


- The Sound Calibrator has been calibrated in accordance with the requirements as specified in IEC 60942 1997 Annex B and the lab calibration procedure SMTP004-CA-156.
- The calibrator was tested with its axis vertical facing downwards at the specific frequency using insert voltage technique.
- The results are rounded to the nearest 0.01 dB and 0.1 Hz and have not been corrected for variations from a reference pressure of 1013.25 hectoPascals as the maker's information indicates that the instrument is insensitive to pressure changes.

### Test results

This is to certify that the sound calibrator conforms to the requirements of annex B of IEC 60942: 1997 for the conditions under which the test was performed. This does not imply that the sound calibrator meets IEC 60942 under any other conditions.

Details of the performed measurements are presented on **page 2** of this certificate.

Approved Signatory:

  
Feng Junqi

Date: 31-Mar-2020    Company Chop:



Comments: The results reported in this certificate refer to the condition of the instrument on the date of calibration and carry no implication regarding the long-term stability of the instrument.





綜合試驗有限公司  
SOILS & MATERIALS ENGINEERING CO., LTD.

香港黃竹坑道37號利達中心12樓  
12/F., Leader Centre, 37 Wong Chuk Hang Road, Aberdeen, Hong Kong.  
E-mail: smec@cigismec.com Website: www.cigismec.com

Tel: (852) 2873 6860  
Fax: (852) 2555 7533



## CERTIFICATE OF CALIBRATION

Certificate No.: 19CA1017 01-02

Page: 1 of 2

### Item tested

Description: Acoustical Calibrator (Class 1)  
Manufacturer: B & K  
Type/Model No.: 4231  
Serial/Equipment No.: 3014024 / N004.04  
Adaptors used: -

### Item submitted by

Customer: AECOM ASIA CO LIMITED  
Address of Customer: -  
Request No.: -  
Date of receipt: 17-Oct-2019

Date of test: 21-Oct-2019

### Reference equipment used in the calibration

| Description:            | Model:   | Serial No. | Expiry Date: | Traceable to: |
|-------------------------|----------|------------|--------------|---------------|
| Lab standard microphone | B&K 4180 | 2341427    | 03-May-2020  | SCL           |
| Preamplifier            | B&K 2673 | 2239857    | 17-May-2020  | CEPREI        |
| Measuring amplifier     | B&K 2610 | 2346941    | 05-Jun-2020  | CEPREI        |
| Signal generator        | DS 360   | 61227      | 10-May-2020  | CEPREI        |
| Digital multi-meter     | 34401A   | US36087050 | 08-May-2020  | CEPREI        |
| Audio analyzer          | 8903B    | GB41300350 | 13-May-2020  | CEPREI        |
| Universal counter       | 53132A   | MY40003662 | 10-May-2020  | CEPREI        |

### Ambient conditions

Temperature:  $21 \pm 1$  °C  
Relative humidity:  $55 \pm 10$  %  
Air pressure:  $1000 \pm 5$  hPa

### Test specifications

- The Sound Calibrator has been calibrated in accordance with the requirements as specified in IEC 60942 1997 Annex B and the lab calibration procedure SMTP004-CA-156.
- The calibrator was tested with its axis vertical facing downwards at the specific frequency using insert voltage technique.
- The results are rounded to the nearest 0.01 dB and 0.1 Hz and have not been corrected for variations from a reference pressure of 1013.25 hectoPascals as the maker's information indicates that the instrument is insensitive to pressure changes.

### Test results

This is to certify that the sound calibrator conforms to the requirements of annex B of IEC 60942: 1997 for the conditions under which the test was performed. This does not imply that the sound calibrator meets IEC 60942 under any other conditions.

Details of the performed measurements are presented on **page 2** of this certificate.

Approved Signatory:

  
Feng Junqi

Date: 21-Oct-2019

Company Chop:



Comments: The results reported in this certificate refer to the condition of the instrument on the date of calibration and carry no implication regarding the long-term stability of the instrument.







**ALS Technichem (HK) Pty Ltd**  
11/F, Chung Shun Knitting Centre  
1-3 Wing Yip Street, Kwai Chung  
N.T., Hong Kong  
T: +852 2610 1044 | F: +852 2610 2021

## REPORT OF EQUIPMENT PERFORMANCE CHECK/CALIBRATION

|                 |  |                       |             |
|-----------------|--|-----------------------|-------------|
| <b>CONTACT:</b> | MIKE SHEK  | <b>WORK ORDER:</b>    | HK2024830   |
| <b>CLIENT:</b>  | AECOM ASIA COMPANY LIMITED   | <b>SUB- BATCH:</b>    | 0           |
| <b>ADDRESS:</b> | 13/F, TOWER 2, GRAND CENTRAL PLAZA,<br>138 SHATIN RURAL COMMITTEE ROAD,<br>SHATIN, HONG KONG | <b>LABORATORY:</b>    | HONG KONG   |
|                 |  | <b>DATE RECEIVED:</b> | 06-Jul-2020 |
|                 |  | <b>DATE OF ISSUE:</b> | 09-Jul-2020 |

### SPECIFIC COMMENTS

Equipment information (Brand name, Model No., Serial No. and Equipment No.) is provided by client. The performance of the equipment stated in this report is checked with independent reference material and results compared against a calibrated secondary source.

The "Tolerance Limit" quoted is the acceptance criteria applicable for similar equipment used by the laboratory or quoted from relevant international standards.

The "Next Calibration Date" is recommended according to best practice principle as practised by the laboratory or quoted from relevant international standards.

The validity of equipment/ meter performance only applies to the result(s) stated in the report.

|                            |   |
|----------------------------|---|
| Equipment Type:            | Multifunctional Meter   |
| Service Nature:            | Performance Check   |
| Scope:                     | Conductivity, Dissolved Oxygen, pH Value, Turbidity, Salinity and Temperature |
| Brand Name/ Model No.:     | YSI 6820 V2   |
| Serial No./ Equipment No.: | 12A101545 (W.026.35)  |
| Date of Calibration:       | 06-July-2020  |

### GENERAL COMMENTS

This is the Final Report and supersedes any preliminary report with this batch number.

Ms. Lin Wai Yu, Iris  
Assistant Manager - Inorganic

*This report may not be reproduced except with prior written approval from ALS Technichem (HK) Pty Ltd.*

## REPORT OF EQUIPMENT PERFORMANCE CHECK/CALIBRATION



**WORK ORDER:** HK2024830  
**SUB- BATCH:** 0  
**DATE OF ISSUE:** 09-Jul-2020  
**CLIENT:** AECOM ASIA COMPANY LIMITED

**Equipment Type:** Multifunctional Meter  
**Brand Name/ Model No.:** YSI 6820 V2  
**Serial No.:** 12A101545 (W.026.35)  
**Equipment No.:** 12A101545 (W.026.35)  
**Date of Calibration:** 06-July-2020      **Date of Next Calibration:** 06-October-2020

**PARAMETERS:**

**Conductivity**

Method Ref: APHA (21st edition), 2510B

| Expected Reading (µS/cm) | Displayed Reading (µS/cm) | Tolerance (%) |
|--------------------------|---------------------------|---------------|
| 146.9                    | 144.0                     | -2.0          |
| 6667                     | 6610                      | -0.9          |
| 12890                    | 12650                     | -1.9          |
| 58670                    | 58400                     | -0.5          |
|                          | Tolerance Limit (%)       | ±10.0         |

**Dissolved Oxygen**

Method Ref: APHA (21st edition), 4500O: G

| Expected Reading (mg/L) | Displayed Reading (mg/L) | Tolerance (mg/L) |
|-------------------------|--------------------------|------------------|
| 2.80                    | 2.81                     | +0.01            |
| 5.55                    | 5.52                     | -0.03            |
| 7.55                    | 7.51                     | -0.04            |
|                         | Tolerance Limit (mg/L)   | ±0.20            |

**pH Value**

Method Ref: APHA (21st edition), 4500H: B

| Expected Reading (pH unit) | Displayed Reading (pH unit) | Tolerance (pH unit) |
|----------------------------|-----------------------------|---------------------|
| 4.0                        | 4.02                        | +0.02               |
| 7.0                        | 7.03                        | +0.03               |
| 10.0                       | 9.97                        | -0.03               |
|                            | Tolerance Limit (pH unit)   | ±0.20               |

Remark: "Displayed Reading" presents the figures shown on item under calibration / checking regardless of equipment precision or significant figures.

Ms. Lin Wai Yu, Iris  
 Assistant Manager - Inorganic

## REPORT OF EQUIPMENT PERFORMANCE CHECK/CALIBRATION



WORK ORDER: HK2024830  
SUB- BATCH: 0  
DATE OF ISSUE: 09-Jul-2020  
CLIENT: AECOM ASIA COMPANY LIMITED

Equipment Type: Multifunctional Meter  
Brand Name/  
Model No.: YSI 6820 V2  
Serial No./  
Equipment No.: 12A101545 (W.026.35)  
Date of Calibration: 06-July-2020

Date of Next Calibration: 06-October-2020

### PARAMETERS:

#### Turbidity

Method Ref: APHA (21st edition), 2130B

| Expected Reading (NTU) | Displayed Reading (NTU) | Tolerance (%) |
|------------------------|-------------------------|---------------|
| 0                      | 0.0                     | --            |
| 4                      | 4.1                     | +2.5          |
| 10                     | 9.8                     | -2.0          |
| 20                     | 19.5                    | -2.5          |
| 50                     | 48.9                    | -2.2          |
| 100                    | 98.5                    | -1.5          |
|                        | Tolerance Limit (%)     | ±10.0         |

#### Salinity

Method Ref: APHA (21st edition), 2520B

| Expected Reading (ppt) | Displayed Reading (ppt) | Tolerance (%) |
|------------------------|-------------------------|---------------|
| 0                      | 0.00                    | --            |
| 10                     | 10.18                   | +1.8          |
| 20                     | 19.92                   | -0.4          |
| 30                     | 29.88                   | -0.4          |
|                        | Tolerance Limit (%)     | ±10.0         |

Remark: "Displayed Reading" presents the figures shown on item under calibration / checking regardless of equipment precision or significant figures.

Ms. Lin Wai Yu, Iris  
Assistant Manager - Inorganic

## REPORT OF EQUIPMENT PERFORMANCE CHECK/CALIBRATION



WORK ORDER: HK2024830  
SUB-BATCH: 0  
DATE OF ISSUE: 09-Jul-2020  
CLIENT: AECOM ASIA COMPANY LIMITED

Equipment Type: Multifunctional Meter  
Brand Name/ Model No.: YSI 6820 V2  
Serial No./ Equipment No.: 12A101545 (W.026.35)  
Date of Calibration: 06-July-2020 Date of Next Calibration: 06-October-2020

### PARAMETERS:

#### Temperature

Method Ref: Section 6 of International Accreditation New Zealand Technical Guide No. 3 Second edition March 2008: Working Thermometer Calibration Procedure.

| Expected Reading (°C) | Displayed Reading (°C) | Tolerance (°C) |
|-----------------------|------------------------|----------------|
| 10.5                  | 10.46                  | -0.0           |
| 20.0                  | 20.02                  | +0.0           |
| 39.5                  | 39.47                  | -0.0           |
|                       | Tolerance Limit (°C)   | ±2.0           |

Remark: "Displayed Reading" presents the figures shown on item under calibration / checking regardless of equipment precision or significant figures.

Ms. Lin Wai Yu, Iris  
Assistant Manager - Inorganic



ALS Technichem (HK) Pty Ltd  
11/F, Chung Shun Knitting Centre  
1-3 Wing Yip Street, Kwai Chung  
N.T., Hong Kong  
T: +852 2610 1044 | F: +852 2610 2021

## **REPORT OF EQUIPMENT PERFORMANCE CHECK/CALIBRATION**

|                 |  |                       |               |
|-----------------|--|-----------------------|---------------|
| <b>CONTACT:</b> | MIKE SHEK  | <b>WORK ORDER:</b>    | HK2030546     |
| <b>CLIENT:</b>  | AECOM ASIA COMPANY LIMITED   | <b>SUB- BATCH:</b>    | 0             |
| <b>ADDRESS:</b> | 1501- 10, 15/F, TOWER 1,<br>GRAND CENTRAL PLAZA,<br>138 SHATIN RURAL COMMITTEE ROAD,<br>SHATIN, NEW TERRITORIES, HONG KONG | <b>LABORATORY:</b>    | HONG KONG     |
|                 |  | <b>DATE RECEIVED:</b> | 13- Aug- 2020 |
|                 |  | <b>DATE OF ISSUE:</b> | 20- Aug- 2020 |

### **SPECIFIC COMMENTS**

Equipment information (Brand name, Model No., Serial No. and Equipment No.) is provided by client. The performance of the equipment stated in this report is checked with independent reference material and results compared against a calibrated secondary source.

The "Tolerance Limit" quoted is the acceptance criteria applicable for similar equipment used by the laboratory or quoted from relevant international standards.

The "Next Calibration Date" is recommended according to best practice principle as practised by the laboratory or quoted from relevant international standards.

The validity of equipment/ meter performance only applies to the result(s) stated in the report.

|                            |  |
|----------------------------|--|
| Equipment Type:            | Multifunctional Meter                                    |
| Service Nature:            | Performance Check  |
| Scope:                     | Conductivity, Dissolved Oxygen, Salinity and Temperature |
| Brand Name/ Model No.:     | YSI Professional Plus                                    |
| Serial No./ Equipment No.: | 12M100515 / W.040.01                                     |
| Date of Calibration:       | 20- August- 2020   |

### **GENERAL COMMENTS**

This is the Final Report and supersedes any preliminary report with this batch number.

Mr Chan Siu Ming, Vico  
Manager - Inorganic

*This report may not be reproduced except with prior written approval from ALS Technichem (HK) Pty Ltd.*

## REPORT OF EQUIPMENT PERFORMANCE CHECK/CALIBRATION



**WORK ORDER:** HK2030546  
**SUB- BATCH:** 0  
**DATE OF ISSUE:** 20- Aug- 2020  
**CLIENT:** AECOM ASIA COMPANY LIMITED

**Equipment Type:** Multifunctional Meter  
**Brand Name/** YSI Professional Plus  
**Model No.:**  
**Serial No./** 12M100515 / W.040.01  
**Equipment No.:**  
**Date of Calibration:** 20- August- 2020      **Date of Next Calibration:** 20- November- 2020

**PARAMETERS:**

**Conductivity**

Method Ref: APHA (21st edition), 2510B

| Expected Reading (µS/cm) | Displayed Reading (µS/cm) | Tolerance (%) |
|--------------------------|---------------------------|---------------|
| 146.9                    | 147.6                     | +0.5          |
| 6667                     | 6376                      | -4.4          |
| 12890                    | 12360                     | -4.1          |
| 58670                    | 56012                     | -4.5          |
| Tolerance Limit (%)      |                           | ± 10.0        |

**Dissolved Oxygen**

Method Ref: APHA (21st edition), 4500O: G

| Expected Reading (mg/L) | Displayed Reading (mg/L) | Tolerance (mg/L) |
|-------------------------|--------------------------|------------------|
| 2.98                    | 2.88                     | -0.10            |
| 5.18                    | 5.09                     | -0.09            |
| 7.59                    | 7.50                     | -0.09            |
| Tolerance Limit (mg/L)  |                          | ± 0.20           |

**Salinity**

Method Ref: APHA (21st edition), 2520B

| Expected Reading (ppt) | Displayed Reading (ppt) | Tolerance (%) |
|------------------------|-------------------------|---------------|
| 0                      | 0.00                    | --            |
| 10                     | 9.82                    | -1.8          |
| 20                     | 19.73                   | -1.4          |
| 30                     | 29.81                   | -0.6          |
| Tolerance Limit (%)    |                         | ± 10.0        |

Remark: "Displayed Reading" presents the figures shown on Item under calibration / checking regardless of equipment precision or significant figures.

**Mr Chan Siu Ming, Vico**  
**Manager - Inorganic**

## REPORT OF EQUIPMENT PERFORMANCE CHECK/CALIBRATION



WORK ORDER: HK2030546  
SUB- BATCH: 0  
DATE OF ISSUE: 20- Aug- 2020  
CLIENT: AECOM ASIA COMPANY LIMITED

Equipment Type: Multifunctional Meter  
Brand Name/ Model No.: YSI Professional Plus  
Serial No./ Equipment No.: 12M100515 / W.040.01  
Date of Calibration: 20- August- 2020 Date of Next Calibration: 20- November- 2020

### PARAMETERS:

#### Temperature

Method Ref: Section 6 of International Accreditation New Zealand Technical Guide No. 3 Second edition March 2008: Working Thermometer Calibration Procedure.

| Expected Reading (°C) | Displayed Reading (°C) | Tolerance (°C) |
|-----------------------|------------------------|----------------|
| 10.5                  | 10.2                   | - 0.3          |
| 20.5                  | 20.3                   | - 0.2          |
| 40.5                  | 40.1                   | - 0.4          |
|                       | Tolerance Limit (°C)   | ± 2.0          |

Remark: "Displayed Reading" presents the figures shown on item under calibration / checking regardless of equipment precision or significant figures.

Mr Chan Siu Ming, Vico  
Manager - Inorganic





## **REPORT OF EQUIPMENT PERFORMANCE CHECK/CALIBRATION**

|                 |  |                       |               |
|-----------------|--|-----------------------|---------------|
| <b>CONTACT:</b> | MIKE SHEK  | <b>WORK ORDER:</b>    | HK2030548     |
| <b>CLIENT:</b>  | AECOM ASIA COMPANY LIMITED   | <b>SUB- BATCH:</b>    | 0             |
| <b>ADDRESS:</b> | 1501- 10, 15/F, TOWER 1,<br>GRAND CENTRAL PLAZA,<br>138 SHATIN RURAL COMMITTEE ROAD,<br>SHATIN, NEW TERRITORIES, HONG KONG | <b>LABORATORY:</b>    | HONG KONG     |
|                 |  | <b>DATE RECEIVED:</b> | 13- Aug- 2020 |
|                 |  | <b>DATE OF ISSUE:</b> | 20- Aug- 2020 |

### **SPECIFIC COMMENTS**

Equipment information (Brand name, Model No., Serial No. and Equipment No.) is provided by client. The performance of the equipment stated in this report is checked with independent reference material and results compared against a calibrated secondary source.

The "Tolerance Limit" quoted is the acceptance criteria applicable for similar equipment used by the laboratory or quoted from relevant international standards.

The "Next Calibration Date" is recommended according to best practice principle as practised by the laboratory or quoted from relevant international standards.

The validity of equipment/ meter performance only applies to the result(s) stated in the report.

|                            |                          |
|----------------------------|--------------------------|
| Equipment Type:            | pH meter                 |
| Service Nature:            | Performance Check        |
| Scope:                     | pH Value and Temperature |
| Brand Name/ Model No.:     | WTW pH 3210              |
| Serial No./ Equipment No.: | 12340605 / W.039.08      |
| Date of Calibration:       | 20- August- 2020         |

### **GENERAL COMMENTS**

This is the Final Report and supersedes any preliminary report with this batch number.

Mr Chan Siu Ming, Vico  
Manager - Inorganic

*This report may not be reproduced except with prior written approval from ALS Technichem (HK) Pty Ltd.*

## REPORT OF EQUIPMENT PERFORMANCE CHECK/CALIBRATION



WORK ORDER: HK2030548

SUB- BATCH: 0

DATE OF ISSUE: 20- Aug- 2020

CLIENT: AECOM ASIA COMPANY LIMITED

Equipment Type: pH meter

Brand Name/  
Model No.: WTW pH 3210

Serial No./  
Equipment No.: 12340605 / W.039.08

Date of Calibration: 20- August- 2020

Date of Next Calibration:

20- November- 2020

### PARAMETERS:

#### pH Value

Method Ref: APHA (21st edition), 4500H: B

| Expected Reading (pH unit) | Displayed Reading (pH unit) | Tolerance (pH unit) |
|----------------------------|-----------------------------|---------------------|
| 4.0                        | 4.092                       | + 0.09              |
| 7.0                        | 7.083                       | + 0.08              |
| 10.0                       | 9.968                       | - 0.03              |
|                            | Tolerance Limit (pH unit)   | ± 0.20              |

#### Temperature

Method Ref: Section 6 of International Accreditation New Zealand Technical

Guide No. 3 Second edition March 2008: Working Thermometer Calibration Procedure.

| Expected Reading (°C) | Displayed Reading (°C) | Tolerance (°C) |
|-----------------------|------------------------|----------------|
| 10.5                  | 10.3                   | - 0.2          |
| 21.0                  | 20.0                   | - 1.0          |
| 40.0                  | 38.6                   | - 1.4          |
|                       | Tolerance Limit (°C)   | ± 2.0          |

Remark: "Displayed Reading" presents the figures shown on Item under calibration / checking regardless of equipment precision or significant figures.

Mr Chan Siu Ming, Vico  
Manager - Inorganic



**ALS Technichem (HK) Pty Ltd**  
11/F, Chung Shun Knitting Centre  
1-3 Wing Yip Street, Kwai Chung  
N.T., Hong Kong  
T: +852 2610 1044 | F: +852 2610 2021

## **REPORT OF EQUIPMENT PERFORMANCE CHECK/CALIBRATION**

|                 |  |                       |               |
|-----------------|--|-----------------------|---------------|
| <b>CONTACT:</b> | MIKE SHEK  | <b>WORK ORDER:</b>    | HK2030542     |
| <b>CLIENT:</b>  | AECOM ASIA COMPANY LIMITED   | <b>SUB- BATCH:</b>    | 0             |
| <b>ADDRESS:</b> | 1501- 10, 15/F, TOWER 1,<br>GRAND CENTRAL PLAZA,<br>138 SHATIN RURAL COMMITTEE ROAD,<br>SHATIN, NEW TERRITORIES, HONG KONG | <b>LABORATORY:</b>    | HONG KONG     |
|                 |  | <b>DATE RECEIVED:</b> | 13- Aug- 2020 |
|                 |  | <b>DATE OF ISSUE:</b> | 20- Aug- 2020 |

### **SPECIFIC COMMENTS**

Equipment information (Brand name, Model No., Serial No. and Equipment No.) is provided by client. The performance of the equipment stated in this report is checked with independent reference material and results compared against a calibrated secondary source. The "Tolerance Limit" quoted is the acceptance criteria applicable for similar equipment used by the laboratory or quoted from relevant International standards. The "Next Calibration Date" is recommended according to best practice principle as practised by the laboratory or quoted from relevant international standards. The validity of equipment/ meter performance only applies to the result(s) stated in the report.

|                            |                            |
|----------------------------|----------------------------|
| Equipment Type:            | Turbidimeter               |
| Service Nature:            | Performance Check          |
| Scope:                     | Turbidity                  |
| Brand Name/ Model No.:     | OAKTON Turbidimeter T- 100 |
| Serial No./ Equipment No.: | 2869839 / W.001.12         |
| Date of Calibration:       | 20- August- 2020           |

### **GENERAL COMMENTS**

This is the Final Report and supersedes any preliminary report with this batch number.

Mr Chan Siu Ming, Vico  
Manager - Inorganic

*This report may not be reproduced except with prior written approval from ALS Technichem (HK) Pty Ltd.*

## REPORT OF EQUIPMENT PERFORMANCE CHECK/CALIBRATION



**WORK ORDER:** HK2030542  
**SUB- BATCH:** 0  
**DATE OF ISSUE:** 20- Aug- 2020  
**CLIENT:** AECOM ASIA COMPANY LIMITED

**Equipment Type:** Turbidimeter  
**Brand Name/**  
**Model No.:** OAKTON Turbidimeter T- 100  
**Serial No./**  
**Equipment No.:** 2869839 / W.001.12  
**Date of Calibration:** 20- August- 2020      **Date of Next Calibration:** 20- November- 2020

### PARAMETERS:

#### Turbidity

Method Ref: APHA (21st edition), 2130B

| Expected Reading (NTU) | Displayed Reading (NTU) | Tolerance (%) |
|------------------------|-------------------------|---------------|
| 0                      | 0.02                    | --            |
| 4                      | 3.76                    | - 6.0         |
| 40                     | 43.4                    | + 8.5         |
| 80                     | 84.4                    | + 5.5         |
| 400                    | 424                     | + 6.0         |
| 800                    | 798                     | - 0.3         |
|                        | Tolerance Limit (%)     | ± 10.0        |

Remark: "Displayed Reading" presents the figures shown on item under calibration / checking regardless of equipment precision or significant figures.

Mr Chan Siu Ming, Vico  
Manager - Inorganic

---

**APPENDIX D**

**EM&A Monitoring Schedules**

---

## Appendix D EM&A Monitoring Schedules

### Expansion of Sha Tau Kok Sewage Treatment Works Environmental Monitoring Schedule for September 2020

| Sunday            | Monday  | Tuesday                   | Wednesday   | Thursday                  | Friday   | Saturday         |
|-------------------|---|---------------------------|---|---------------------------|--|------------------|
|                   |   |                           | 2-Sep   | 3-Sep                     | 4-Sep  | 5-Sep            |
|                   |   |                           | Water Quality<br>Mid-Ebb 12:41<br>Odour<br>Effluent Quality   | Noise<br>Effluent Quality | Water Quality<br>Mid-Ebb 13:49<br>Effluent Quality         | Effluent Quality |
| 6-Sep             | 7-Sep   | 8-Sep                     | 9-Sep   | 10-Sep                    | 11-Sep   | 12-Sep           |
| Effluent Quality  | Water Quality<br>Mid-Ebb 15:16<br>Effluent Quality            | Odour<br>Effluent Quality | Water Quality<br>Mid-Flood 10:41<br>Noise<br>Effluent Quality | Effluent Quality          | Water Quality<br>Mid-Ebb 7:48<br>Effluent Quality          | Effluent Quality |
| 13-Sep            | 14-Sep  | 15-Sep                    | 16-Sep  | 17-Sep                    | 18-Sep   | 19-Sep           |
| Effluent Quality  | Water Quality<br>Mid-Flood 17:13<br>Odour<br>Effluent Quality | Noise<br>Effluent Quality | Water Quality<br>Mid-Ebb 11:31<br>Effluent Quality            | Effluent Quality          | Water Quality<br>Mid-Ebb 13:03<br>Effluent Quality         | Effluent Quality |
| 20-Sep            | 21-Sep  | 22-Sep                    | 23-Sep  | 24-Sep                    | 25-Sep   | 26-Sep           |
| Effluent Quality* | Water Quality<br>Mid-Ebb 15:06<br>Noise<br>Effluent Quality*  | Effluent Quality          | Water Quality<br>Mid-Flood 10:57<br>Effluent Quality          | Effluent Quality          | Water Quality<br>Mid-Ebb 8:14<br>Odour<br>Effluent Quality | Effluent Quality |
| 27-Sep            | 28-Sep  | 29-Sep                    | 30-Sep  |                           |  |                  |
| Effluent Quality  | Water Quality<br>Mid-Flood 16:59<br>Effluent Quality          | Noise<br>Effluent Quality | Water Quality<br>Mid-Ebb 11:38<br>Odour<br>Effluent Quality   |                           |  |                  |

\*Effluent quality monitoring was suspended from 20 September 13:00 – 21 September 14:00 due to power failure of the equipment. The effluent samples on 20 and 21 September were discarded due to in-completed samples collected.

**Expansion of Sha Tau Kok Sewage Treatment Works  
Tentative Environmental Monitoring Schedule for October 2020**

| Sunday           | Monday   | Tuesday                            | Wednesday   | Thursday                  | Friday   | Saturday         |
|------------------|--|------------------------------------|---|---------------------------|--|------------------|
|                  |  |                                    |   | 1-Oct                     | 2-Oct  | 3-Oct            |
|                  |  |                                    |   | Effluent Quality          | Water Quality<br>Mid-Ebb 12:47<br>Effluent Quality   | Effluent Quality |
| 4-Oct            | 5-Oct  | 6-Oct                              | 7-Oct   | 8-Oct                     | 9-Oct  | 10-Oct           |
| Effluent Quality | Water Quality<br>Mid-Ebb 14:13<br>Effluent Quality | Effluent Quality                   | Water Quality<br>Mid-Flood 9:38<br>Effluent Quality         | Noise<br>Effluent Quality | Water Quality<br>Mid-Flood 15:25<br>Effluent Quality | Effluent Quality |
| 11-Oct           | 12-Oct   | 13-Oct                             | 14-Oct  | 15-Oct                    | 16-Oct   | 17-Oct           |
| Effluent Quality | Water Quality<br>Mid-Ebb 8:11<br>Effluent Quality  | Effluent Quality                   | Water Quality<br>Mid-Ebb 10:07<br>Noise<br>Effluent Quality | Effluent Quality          | Water Quality<br>Mid-Ebb 11:53<br>Effluent Quality   | Effluent Quality |
| 18-Oct           | 19-Oct   | 20-Oct                             | 21-Oct  | 22-Oct                    | 23-Oct   | 24-Oct           |
| Effluent Quality | Water Quality<br>Mid-Ebb 13:59<br>Effluent Quality | Noise<br>Odour<br>Effluent Quality | Water Quality<br>Mid-Flood 9:42<br>Effluent Quality         | Effluent Quality          | Water Quality<br>Mid-Flood 17:33<br>Effluent Quality | Effluent Quality |
| 25-Oct           | 26-Oct   | 27-Oct                             | 28-Oct  | 29-Oct                    | 30-Oct   | 31-Oct           |
| Effluent Quality | Water Quality<br>Mid-Ebb 8:37<br>Effluent Quality  | Effluent Quality                   | Water Quality<br>Mid-Ebb 10:22<br>Effluent Quality          | Noise<br>Effluent Quality | Water Quality<br>Mid-Ebb 11:41<br>Effluent Quality   | Effluent Quality |

The schedule is subject to change due to unforeseeable circumstances (e.g. adverse weather, etc)

---

**APPENDIX E**

**Action and Limit Levels**

---



## Appendix E Action and Limit Levels

### Action and Limit Levels for Marine Water Monitoring for First-year Operation of TSTP

| Monitoring Location | Depth Level | DO (mg/L)         |                   | Turbidity (NTU) |                   | Salinity (ppt)  |                 | Total Suspended Solids (mg/L) |                 | BOD <sub>5</sub> (mg/L) |                | Total Phosphorus (mg/L) |                   | Total Nitrogen (mg/L-N) |                   | Ammonia Nitrogen (mg/L-N) |                   | Total Inorganic Nitrogen (mg/L-N) |      | E.coli (cfu/100mL) |      |
|---------------------|-------------|-------------------|-------------------|-----------------|-------------------|-----------------|-----------------|-------------------------------|-----------------|-------------------------|----------------|-------------------------|-------------------|-------------------------|-------------------|---------------------------|-------------------|-----------------------------------|------|--------------------|------|
|                     |             | AL                | LL                | AL              | LL                | AL <sup>c</sup> | LL <sup>c</sup> | AL                            | LL              | AL                      | LL             | AL                      | LL                | AL                      | LL                | AL                        | LL                | AL                                | LL   | AL                 | LL   |
| N1                  | S & M       | 5.36              | 5.34              | 7.5*            | 13.1 <sup>^</sup> | 31.49           | 31.44           | 5*                            | 8 <sup>^</sup>  | 3*                      | 4 <sup>^</sup> | 0.02*                   | 0.02 <sup>^</sup> | 0.50*                   | 0.60 <sup>^</sup> | 0.20*                     | 0.21 <sup>^</sup> | 0.33                              | 0.36 | 536                | 707  |
|                     | B           | 5.06              | 5.05              |                 |                   |                 |                 |                               |                 |                         |                |                         |                   |                         |                   |                           |                   |                                   |      |                    |      |
| N2                  | S & M       | 5.95              | 5.71              | 4.7*            | 5.9 <sup>^</sup>  | 31.29           | 31.28           | 5*                            | 6 <sup>^</sup>  | 3*                      | 4 <sup>^</sup> | 0.04*                   | 0.04 <sup>^</sup> | 0.60*                   | 0.72 <sup>^</sup> | 0.21*                     | 0.26 <sup>^</sup> | 0.35                              | 0.48 | 495                | 529  |
|                     | B           | 5.56              | 5.53              |                 |                   |                 |                 |                               |                 |                         |                |                         |                   |                         |                   |                           |                   |                                   |      |                    |      |
| FCZ1B               | S & M       | 5.10 <sup>#</sup> | 5.00 <sup>#</sup> | 4.5*            | 5.5 <sup>^</sup>  | 30.93           | 30.92           | 8*                            | 12 <sup>^</sup> | 6*                      | 8 <sup>^</sup> | 0.07*                   | 0.08 <sup>^</sup> | 0.60*                   | 0.73 <sup>^</sup> | 0.22*                     | 0.25 <sup>^</sup> | 0.36                              | 0.39 | 600                | 610  |
|                     | B           | 5.10 <sup>#</sup> | 5.00 <sup>#</sup> |                 |                   |                 |                 |                               |                 |                         |                |                         |                   |                         |                   |                           |                   |                                   |      |                    |      |
| H4A                 | M           | 5.94              | 5.86              | 4.7*            | 4.8 <sup>^</sup>  | 30.42           | 30.42           | 8*                            | 9 <sup>^</sup>  | 3*                      | 3 <sup>^</sup> | 0.06*                   | 0.06 <sup>^</sup> | 0.60*                   | 0.60 <sup>^</sup> | 0.23*                     | 0.26 <sup>^</sup> | 0.44                              | 0.57 | 78                 | 91   |
| H1A                 | M           | 6.01              | 5.97              | 6.5*            | 6.6 <sup>^</sup>  | 30.39           | 30.39           | 14*                           | 15 <sup>^</sup> | 3*                      | 3 <sup>^</sup> | 0.03*                   | 0.04 <sup>^</sup> | 2.32*                   | 2.60 <sup>^</sup> | 0.97*                     | 1.10 <sup>^</sup> | 2.31                              | 2.50 | 127                | 153  |
| M1A                 | M           | 5.63              | 5.54              | 5.8*            | 6.1 <sup>^</sup>  | 30.43           | 30.42           | 9*                            | 10 <sup>^</sup> | 3*                      | 3 <sup>^</sup> | 0.04*                   | 0.04 <sup>^</sup> | 0.69*                   | 0.70 <sup>^</sup> | 1.49*                     | 1.70 <sup>^</sup> | 1.58                              | 1.80 | 864                | 1385 |
| SGA                 | M           | 6.00              | 5.90              | 6.0*            | 6.2 <sup>^</sup>  | 30.82           | 30.81           | 10*                           | 11 <sup>^</sup> | 3*                      | 3 <sup>^</sup> | 0.03*                   | 0.04 <sup>^</sup> | 0.60*                   | 0.68 <sup>^</sup> | 1.06*                     | 1.20 <sup>^</sup> | 1.08                              | 1.26 | 129                | 138  |
| FCZ7@               | S & M       | 5.10 <sup>#</sup> | 5.00 <sup>#</sup> | 6.0*            | 6.4 <sup>^</sup>  | 31.13           | 31.1            | 5*                            | 5 <sup>^</sup>  | 3*                      | 3 <sup>^</sup> | 0.02*                   | 0.03 <sup>^</sup> | 0.50*                   | 0.56 <sup>^</sup> | 0.21*                     | 0.22 <sup>^</sup> | 0.34                              | 0.36 | 600                | 610  |
|                     | B           | 5.10 <sup>#</sup> | 5.00 <sup>#</sup> |                 |                   |                 |                 |                               |                 |                         |                |                         |                   |                         |                   |                           |                   |                                   |      |                    |      |
| FCZ8                | S           | 5.10 <sup>#</sup> | 5.00 <sup>#</sup> | 5.2*            | 9.1 <sup>^</sup>  | 31.14           | 31.13           | 6*                            | 7 <sup>^</sup>  | 5*                      | 6 <sup>^</sup> | 0.04*                   | 0.04 <sup>^</sup> | 0.60*                   | 0.80 <sup>^</sup> | 0.32*                     | 0.62 <sup>^</sup> | 0.41                              | 0.70 | 600                | 610  |
|                     | B           | 5.10 <sup>#</sup> | 5.00 <sup>#</sup> |                 |                   |                 |                 |                               |                 |                         |                |                         |                   |                         |                   |                           |                   |                                   |      |                    |      |

Remarks:

AL: Action Level; LL: Limit Level

# According to the EM&A Manual, for FCZ: AL of DO is 5.1 mg/L or level at control station at same tide of the same day (whichever lower) and LL of DO is 5.0 mg/L or level at control station at same tide of the same day (whichever lower);

\* Or 120% of control station's level at the same tide of the same day;

<sup>^</sup> Or 130% of control station's level at the same tide of the same day.

<sup>c</sup> According to the EM&A Manual, AL of Salinity is Below 91% of baseline level or 9% less than value at any impact station compared with corresponding data from control station and LL of Salinity is Below 90% of baseline level or 10% less than value at any impact station compared with corresponding data from control station

### Action and Limit Levels for Continuous Effluent Quality Monitoring for First-year Operation of TSTP

| Parameter                         | Action Level          | Limit Level           |
|-----------------------------------|-----------------------|-----------------------|
| SS in mg/L                        | TSTP<br>20 mg/L       | TSTP<br>40 mg/L       |
| Biochemical Oxygen Demand in mg/L | TSTP<br>13.3 mg/L     | TSTP<br>26.6 mg/L     |
| Total Nitrogen in mg/L            | TSTP<br>28.6 mg/L     | TSTP<br>57.1 mg/L     |
| Total Phosphorus in mg/L          | TSTP<br>3.3 mg/L      | TSTP<br>6.6 mg/L      |
| E.coli in cfu/100 mL              | TSTP<br>664 cfu/100ml | TSTP<br>996 cfu/100ml |

---

**APPENDIX F**

**Noise Monitoring Results and their Graphical Presentations**

---

## Appendix F Noise Monitoring Results and their Graphical Presentations

### Construction Noise Monitoring Results

#### Daytime Noise Monitoring Results at NM 1 (Block 45, Sha Tau Kok Chuen)

| Date      | Weather Condition | Measured Noise Level for 30-min [MNL], dB(A)* |      |      |      | Baseline Noise Level [BNL], dB(A) | Construction Noise Level [CNL]#, dB(A) |                   | Limit Level, dB(A) | Exceedance (Y/N) |
|-----------|-------------------|---|------|------|------|-----------------------------------|--|-------------------|--------------------|------------------|
|           |                   | Time  | L90  | L10  | Leq  |                                   |  |                   |                    |                  |
| 3-Sep-20  | Fine              | 13:00   | 55.5 | 58.0 | 57.5 | 65                                | 57.5                                   | Measured<Baseline | 75                 | N                |
| 9-Sep-20  | Fine              | 13:35   | 47.5 | 59.0 | 57.1 | 65                                | 57.1                                   | Measured<Baseline | 75                 | N                |
| 15-Sep-20 | Rainy             | 10:20   | 48.6 | 56.6 | 54.7 | 65                                | 54.7                                   | Measured<Baseline | 75                 | N                |
| 21-Sep-20 | Cloudy            | 10:55   | 52.5 | 60.5 | 59.3 | 65                                | 59.3                                   | Measured<Baseline | 75                 | N                |
| 29-Sep-20 | Fine              | 9:00  | 52.0 | 60.0 | 58.2 | 65                                | 58.2                                   | Measured<Baseline | 75                 | N                |

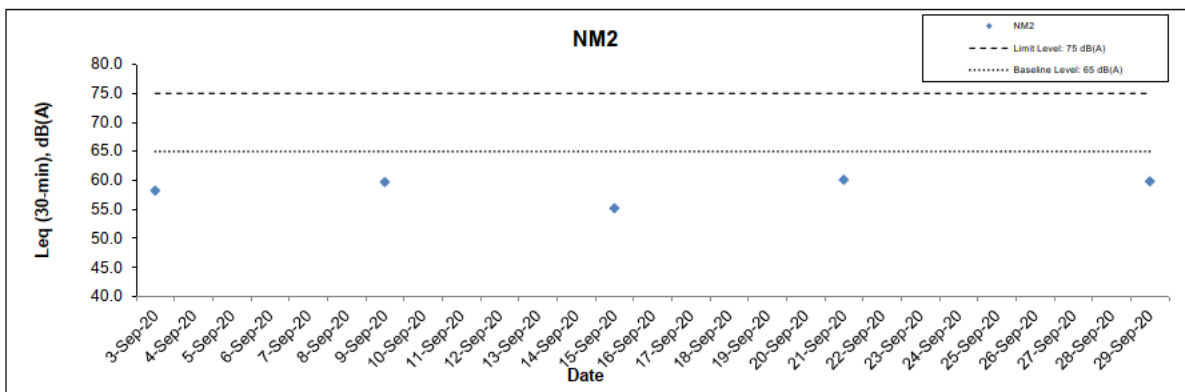
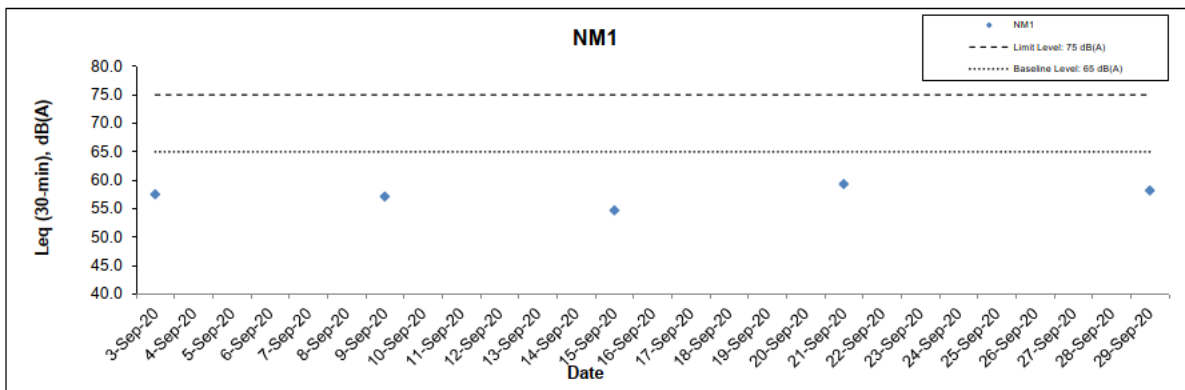
#### Daytime Noise Monitoring Results at NM 2 (Building along Shun Lung Street)

| Date      | Weather Condition | Measured Noise Level for 30-min [MNL], dB(A)* |      |      |      | Baseline Noise Level [BNL], dB(A) | Construction Noise Level [CNL]#, dB(A) |                   | Limit Level, dB(A) | Exceedance (Y/N) |
|-----------|-------------------|---|------|------|------|-----------------------------------|--|-------------------|--------------------|------------------|
|           |                   | Time  | L90  | L10  | Leq  |                                   |  |                   |                    |                  |
| 3-Sep-20  | Fine              | 13:05   | 55.0 | 59.5 | 58.2 | 65                                | 58.2                                   | Measured<Baseline | 75                 | N                |
| 9-Sep-20  | Fine              | 14:16   | 58.0 | 61.5 | 59.7 | 65                                | 59.7                                   | Measured<Baseline | 75                 | N                |
| 15-Sep-20 | Rainy             | 10:55   | 53.5 | 56.8 | 55.2 | 65                                | 55.2                                   | Measured<Baseline | 75                 | N                |
| 21-Sep-20 | Cloudy            | 11:35   | 58.5 | 61.5 | 60.1 | 65                                | 60.1                                   | Measured<Baseline | 75                 | N                |
| 29-Sep-20 | Fine              | 9:05  | 57.0 | 61.0 | 59.8 | 65                                | 59.8                                   | Measured<Baseline | 75                 | N                |

\*A correction of +3 dB(A) was made to the free field measurements.

# CNL =  $10 \log(10^{\frac{MNL}{10}} - 10^{\frac{BNL}{10}})$

#### Graphical Presentations of Construction Noise Monitoring Results



---

**APPENDIX G**

**Water Quality Monitoring Results and their Graphical  
Presentations and QAQC Report**

---

# Appendix G Water Quality Monitoring Results & their Graphical Presentations and QAQC Reports

## 1-year Operation of TSTP - Marine Water Quality Monitoring Results on 2-Sep-20

| Date | Tidal | Weather Condition | Sea Condition | Monitoring Station | Time | Water Depth, m | Water Level | Replicate | Sampling Depth | Temperature, °C | pH | DO Saturation, % | DO, mg/L |         | Salinity, ppt |          | Turbidity, NTU |       | Suspended Solid, mg/L |         | Ammonia Nitrogen, mg/L |     | Total Nitrogen, mg/L |     | Total Inorganic Nitrogen, mg/L |      | Total Phosphorus, mg/L |       | Biochemical Oxygen Demand, mg/L |     | E. Coli, Cfu/100ml |     |       |       |       |      |       |       |       |      |       |     |
|------|-------|-------------------|---------------|--------------------|------|----------------|-------------|-----------|----------------|-----------------|----|------------------|----------|---------|---------------|----------|----------------|-------|-----------------------|---------|------------------------|-----|----------------------|-----|--------------------------------|------|------------------------|-------|---------------------------------|-----|--------------------|-----|-------|-------|-------|------|-------|-------|-------|------|-------|-----|
|      |       |                   |               |                    |      |                |             |           |                |                 |    |                  | Value    | DA      | Value         | DA       | Value          | DA    | Value                 | DA      | Value                  | DA  | Value                | DA  | Value                          | DA   | Value                  | DA    | Value                           | DA  | Value              | DA  | Value | DA    | Value | DA   | Value | DA    | Value | DA   | Value | DA  |
|      |       |                   |               |                    |      |                |             |           |                |                 |    |                  | 9/2/2020 | Mid-Ebb | Sunny         | Moderate | C              | 11:31 | 9.5                   | Surface | 1                      | 1.0 | 29.8                 | 8.1 | 89.8                           | 6.07 | 6.1                    | 32.15 | 32.57                           | 2.1 | 2.3                | 4.7 | 4.1   | <0.02 | <0.02 | 0.32 | 0.28  | <0.05 | <0.05 | 0.01 | 0.01  | 1.0 |

DA - Depth-averaged  
 ND - Not Detected  
 \* denoted the estimated count

## 1-year Operation of TSTP - Marine Water Quality Monitoring Results on 4-Sep-20

| Date | Tidal | Weather Condition | Sea Condition | Monitoring Station | Time | Water Depth, m | Water Level | Replicate | Sampling Depth | Temperature, °C | pH | DO Saturation, % | DO, mg/L |         | Salinity, ppt |          | Turbidity, NTU |       | Suspended Solid, mg/L |         | Ammonia Nitrogen, mg/L |     | Total Nitrogen, mg/L |     | Total Inorganic Nitrogen, mg/L |      | Total Phosphorus, mg/L |       | Biochemical Oxygen Demand, mg/L |     | E. Coli, Cfu/100ml |     |       |       |       |      |       |       |       |      |
|------|-------|-------------------|---------------|--------------------|------|----------------|-------------|-----------|----------------|-----------------|----|------------------|----------|---------|---------------|----------|----------------|-------|-----------------------|---------|------------------------|-----|----------------------|-----|--------------------------------|------|------------------------|-------|---------------------------------|-----|--------------------|-----|-------|-------|-------|------|-------|-------|-------|------|
|      |       |                   |               |                    |      |                |             |           |                |                 |    |                  | Value    | DA      | Value         | DA       | Value          | DA    | Value                 | DA      | Value                  | DA  | Value                | DA  | Value                          | DA   | Value                  | DA    | Value                           | DA  | Value              | DA  | Value | DA    | Value | DA   | Value | DA    | Value | DA   |
|      |       |                   |               |                    |      |                |             |           |                |                 |    |                  | 9/4/2020 | Mid-Ebb | Sunny         | Moderate | C              | 12:46 | 9.2                   | Surface | 1                      | 1.0 | 27.4                 | 7.9 | 96.2                           | 6.20 | 5.9                    | 33.59 | 34.01                           | 2.6 | 2.5                | 4.0 | 3.0   | <0.02 | <0.02 | 0.27 | 0.28  | <0.05 | <0.05 | 0.02 |

DA - Depth-averaged  
 ND - Not Detected  
 \* denoted the estimated count

1-year Operation of TSTP - Marine Water Quality Monitoring Results on 7-Sep-20

| Date | Tidal | Weather Condition | Sea Condition | Monitoring Station | Time | Water Depth, m | Water Level | Replicate | Sampling Depth | Temperature, °C | pH | DO Saturation, % | DO, mg/L |         | Salinity, ppt |          | Turbidity, NTU |       | Suspended Solid, mg/L |         | Ammonia Nitrogen, mg/L |     | Total Nitrogen, mg/L |     | Total Inorganic Nitrogen, mg/L |      | Total Phosphorus, mg/L |       | Biochemical Oxygen Demand, mg/L |     | E. Coli, Cfu/100ml |     |       |       |       |      |       |       |       |      |
|------|-------|-------------------|---------------|--------------------|------|----------------|-------------|-----------|----------------|-----------------|----|------------------|----------|---------|---------------|----------|----------------|-------|-----------------------|---------|------------------------|-----|----------------------|-----|--------------------------------|------|------------------------|-------|---------------------------------|-----|--------------------|-----|-------|-------|-------|------|-------|-------|-------|------|
|      |       |                   |               |                    |      |                |             |           |                |                 |    |                  | Value    | DA      | Value         | DA       | Value          | DA    | Value                 | DA      | Value                  | DA  | Value                | DA  | Value                          | DA   | Value                  | DA    | Value                           | DA  | Value              | DA  | Value | DA    | Value | DA   | Value | DA    | Value | DA   |
|      |       |                   |               |                    |      |                |             |           |                |                 |    |                  | 9/7/2020 | Mid-Ebb | Sunny         | Moderate | C              | 14:11 | 9.6                   | Surface | 1                      | 1.0 | 28.4                 | 7.9 | 96.0                           | 6.28 | 6.1                    | 34.57 | 34.91                           | 2.4 | 2.5                | 2.7 | 2.3   | <0.02 | 0.02  | 0.29 | 0.29  | <0.05 | <0.05 | 0.02 |

DA - Depth-averaged  
 ND - Not Detected  
 \* denoted the estimated count  
**Action Level - Value presented in bold**  
Limit Level - Value presented in bold and underlined

1-year Operation of TSTP - Marine Water Quality Monitoring Results on 9-Sep-20

| Date | Tidal | Weather Condition | Sea Condition | Monitoring Station | Time | Water Depth, m | Water Level | Replicate | Sampling Depth | Temperature, °C | pH | DO Saturation, % | DO, mg/L |           | Salinity, ppt |          | Turbidity, NTU |      | Suspended Solid, mg/L |         | Ammonia Nitrogen, mg/L |     | Total Nitrogen, mg/L |     | Total Inorganic Nitrogen, mg/L |      | Total Phosphorus, mg/L |       | Biochemical Oxygen Demand, mg/L |     | E. Coli, Cfu/100ml |     |       |      |       |      |       |      |       |      |
|------|-------|-------------------|---------------|--------------------|------|----------------|-------------|-----------|----------------|-----------------|----|------------------|----------|-----------|---------------|----------|----------------|------|-----------------------|---------|------------------------|-----|----------------------|-----|--------------------------------|------|------------------------|-------|---------------------------------|-----|--------------------|-----|-------|------|-------|------|-------|------|-------|------|
|      |       |                   |               |                    |      |                |             |           |                |                 |    |                  | Value    | DA        | Value         | DA       | Value          | DA   | Value                 | DA      | Value                  | DA  | Value                | DA  | Value                          | DA   | Value                  | DA    | Value                           | DA  | Value              | DA  | Value | DA   | Value | DA   | Value | DA   | Value | DA   |
|      |       |                   |               |                    |      |                |             |           |                |                 |    |                  | 9/9/2020 | Mid-Flood | Sunny         | Moderate | C              | 9:40 | 9.5                   | Surface | 1                      | 1.0 | 28.3                 | 7.9 | 91.7                           | 5.91 | 5.89                   | 34.04 | 34.66                           | 2.3 | 2.4                | 2.1 | 1.7   | 0.02 | 0.02  | 0.44 | 0.42  | 0.11 | 0.10  | 0.02 |

DA - Depth-averaged  
 ND - Not Detected  
 \* denoted the estimated count  
**Action Level - Value presented in bold**  
Limit Level - Value presented in bold and underlined

1-year Operation of TSTP - Marine Water Quality Monitoring Results on 11-Sep-20

| Date      | Tidal   | Weather Condition | Sea Condition | Monitoring Station | Time | Water Depth, m | Water Level | Replicate | Sampling Depth | Temperature, °C | pH  | DO Saturation, % | DO, mg/L  |         | Salinity, ppt |          | Turbidity, NTU |      | Suspended Solid, mg/L |         | Ammonia Nitrogen, mg/L |      | Total Nitrogen, mg/L |      | Total Inorganic Nitrogen, mg/L |      | Total Phosphorus, mg/L |       | Biochemical Oxygen Demand, mg/L |      | E. Coli, Cfu/100ml |     |       |      |       |      |       |      |       |      |
|-----------|---------|-------------------|---------------|--------------------|------|----------------|-------------|-----------|----------------|-----------------|-----|------------------|-----------|---------|---------------|----------|----------------|------|-----------------------|---------|------------------------|------|----------------------|------|--------------------------------|------|------------------------|-------|---------------------------------|------|--------------------|-----|-------|------|-------|------|-------|------|-------|------|
|           |         |                   |               |                    |      |                |             |           |                |                 |     |                  | Value     | DA      | Value         | DA       | Value          | DA   | Value                 | DA      | Value                  | DA   | Value                | DA   | Value                          | DA   | Value                  | DA    | Value                           | DA   | Value              | DA  | Value | DA   | Value | DA   | Value | DA   | Value | DA   |
|           |         |                   |               |                    |      |                |             |           |                |                 |     |                  | 9/11/2020 | Mid-Ebb | Sunny         | Moderate | C              | 7:22 | 9.6                   | Surface | 1                      | 1.0  | 27.8                 | 7.9  | 94.1                           | 6.10 | 5.8                    | 34.36 | 34.59                           | 2.3  | 2.4                | 2.1 | 2.9   | 0.07 | 0.07  | 0.43 | 0.41  | 0.14 | 0.15  | 0.02 |
| 9/11/2020 | Mid-Ebb | Sunny             | Moderate      | C                  |      |                | Surface     | 2         | 1.0            | 28.1            | 7.8 | 91.6             | 5.92      | -       | 34.22         | -        | 2.3            | -    | 2.1                   | -       | 0.07                   | -    | 0.42                 | -    | 0.15                           | -    | 0.02                   | -     | 1.1                             | -    | 4*                 | -   |       |      |       |      |       |      |       |      |
| 9/11/2020 | Mid-Ebb | Sunny             | Moderate      | C                  |      |                | Middle      | 1         | 4.8            | 27.3            | 7.8 | 85.4             | 5.58      | -       | 34.64         | -        | 2.5            | -    | 2.9                   | -       | 0.07                   | -    | 0.39                 | -    | 0.14                           | -    | 0.02                   | -     | <1.0                            | -    | 1*                 | -   |       |      |       |      |       |      |       |      |
| 9/11/2020 | Mid-Ebb | Sunny             | Moderate      | C                  |      |                | Middle      | 2         | 4.8            | 27.3            | 7.9 | 87.7             | 5.74      | -       | 34.63         | -        | 2.5            | -    | 3.1                   | -       | 0.07                   | -    | 0.41                 | -    | 0.15                           | -    | 0.02                   | -     | <1.0                            | -    | 1*                 | -   |       |      |       |      |       |      |       |      |
| 9/11/2020 | Mid-Ebb | Sunny             | Moderate      | C                  |      |                | Bottom      | 1         | 8.6            | 27.2            | 7.8 | 83.4             | 5.45      | 5.5     | 34.81         | -        | 2.5            | -    | 3.5                   | -       | 0.08                   | -    | 0.40                 | -    | 0.15                           | -    | 0.03                   | -     | <1.0                            | -    | NOT DETECTED       | -   |       |      |       |      |       |      |       |      |
| 9/11/2020 | Mid-Ebb | Sunny             | Moderate      | C                  |      |                | Bottom      | 2         | 8.6            | 27.1            | 7.8 | 85.3             | 5.58      | -       | 34.86         | -        | 2.5            | -    | 3.7                   | -       | 0.07                   | -    | 0.41                 | -    | 0.15                           | -    | 0.03                   | -     | <1.0                            | -    | 1*                 | -   |       |      |       |      |       |      |       |      |
| 9/11/2020 | Mid-Ebb | Sunny             | Moderate      | N1                 | 7:43 | 6.3            | Surface     | 1         | 1.0            | 28.1            | 7.9 | 95.9             | 6.19      | 5.9     | 34.23         | 34.55    | 2.4            | 2.4  | <1.0                  | 1.9     | 0.07                   | 0.07 | 0.40                 | 0.41 | 0.14                           | 0.15 | 0.02                   | 0.02  | <1.0                            | <1.0 | NOT DETECTED       | 2   |       |      |       |      |       |      |       |      |
| 9/11/2020 | Mid-Ebb | Sunny             | Moderate      | N1                 |      |                | Surface     | 2         | 1.0            | 27.8            | 7.9 | 94.5             | 6.13      | -       | 34.33         | -        | 2.3            | -    | <1.0                  | -       | 0.08                   | -    | 0.38                 | -    | 0.16                           | -    | 0.02                   | -     | <1.0                            | -    | 3*                 | -   |       |      |       |      |       |      |       |      |
| 9/11/2020 | Mid-Ebb | Sunny             | Moderate      | N1                 |      |                | Middle      | 1         | 3.2            | 27.4            | 7.9 | 86.2             | 5.64      | -       | 34.60         | -        | 2.5            | -    | 2.2                   | -       | 0.07                   | -    | 0.42                 | -    | 0.15                           | -    | 0.02                   | -     | <1.0                            | -    | 1*                 | -   |       |      |       |      |       |      |       |      |
| 9/11/2020 | Mid-Ebb | Sunny             | Moderate      | N1                 |      |                | Middle      | 2         | 3.2            | 27.4            | 7.9 | 87.7             | 5.74      | -       | 34.56         | -        | 2.5            | -    | 2.4                   | -       | 0.07                   | -    | 0.43                 | -    | 0.14                           | -    | 0.02                   | -     | <1.0                            | -    | 1*                 | -   |       |      |       |      |       |      |       |      |
| 9/11/2020 | Mid-Ebb | Sunny             | Moderate      | N1                 |      |                | Bottom      | 1         | 5.3            | 27.2            | 7.9 | 85.6             | 5.58      | 5.6     | 34.80         | -        | 2.4            | -    | 2.6                   | -       | 0.07                   | -    | 0.40                 | -    | 0.15                           | -    | 0.02                   | -     | <1.0                            | -    | 3*                 | -   |       |      |       |      |       |      |       |      |
| 9/11/2020 | Mid-Ebb | Sunny             | Moderate      | N1                 |      |                | Bottom      | 2         | 5.3            | 27.2            | 7.9 | 84.8             | 5.53      | -       | 34.79         | -        | 2.5            | -    | 2.4                   | -       | 0.07                   | -    | 0.40                 | -    | 0.14                           | -    | 0.02                   | -     | <1.0                            | -    | 1*                 | -   |       |      |       |      |       |      |       |      |
| 9/11/2020 | Mid-Ebb | Sunny             | Moderate      | FCZ1B              | 8:05 | 4.7            | Surface     | 1         | 1.0            | 28.7            | 7.8 | 101.6            | 6.58      | 6.5     | 34.38         | 34.53    | 2.2            | 2.2  | 2.2                   | 2.1     | 0.08                   | 0.08 | 0.42                 | 0.41 | 0.14                           | 0.15 | 0.02                   | 0.02  | <1.0                            | 1.1  | 4*                 | 5   |       |      |       |      |       |      |       |      |
| 9/11/2020 | Mid-Ebb | Sunny             | Moderate      | FCZ1B              |      |                | Surface     | 2         | 1.0            | 28.8            | 7.7 | 97.9             | 6.42      | -       | 34.20         | -        | 2.2            | -    | 2.4                   | -       | 0.07                   | -    | 0.40                 | -    | 0.14                           | -    | 0.02                   | -     | 1.3                             | -    | 3*                 | -   |       |      |       |      |       |      |       |      |
| 9/11/2020 | Mid-Ebb | Sunny             | Moderate      | FCZ1B              |      |                | Bottom      | 1         | 3.7            | 27.5            | 7.8 | 90.1             | 5.91      | 5.9     | 34.77         | -        | 2.3            | -    | 1.9                   | -       | 0.09                   | -    | 0.40                 | -    | 0.16                           | -    | 0.02                   | -     | 1.0                             | -    | 4*                 | -   |       |      |       |      |       |      |       |      |
| 9/11/2020 | Mid-Ebb | Sunny             | Moderate      | FCZ1B              |      |                | Bottom      | 2         | 3.7            | 27.5            | 7.8 | 91.4             | 5.93      | -       | 34.76         | -        | 2.2            | -    | 1.7                   | -       | 0.07                   | -    | 0.40                 | -    | 0.14                           | -    | 0.02                   | -     | <1.0                            | -    | 8                  | -   |       |      |       |      |       |      |       |      |
| 9/11/2020 | Mid-Ebb | Sunny             | Moderate      | H4A                | 8:19 | 1.8            | Middle      | 1         | 0.9            | 29.1            | 7.7 | 92.4             | 5.95      | 6.0     | 34.16         | 34.25    | 1.9            | 1.9  | 2.6                   | 2.8     | 0.1                    | 0.10 | 0.47                 | 0.46 | 0.18                           | 0.18 | 0.03                   | 0.03  | <1.0                            | 1.0  | NOT DETECTED       | 2   |       |      |       |      |       |      |       |      |
| 9/11/2020 | Mid-Ebb | Sunny             | Moderate      | H4A                |      |                | Middle      | 2         | 0.9            | 28.7            | 7.7 | 92.8             | 5.99      | -       | 34.34         | -        | 1.9            | -    | 2.9                   | -       | 0.1                    | -    | 0.45                 | -    | 0.18                           | -    | 0.03                   | -     | 1.0                             | -    | 4*                 | -   |       |      |       |      |       |      |       |      |
| 9/11/2020 | Mid-Ebb | Sunny             | Moderate      | H1A                | 8:29 | 1.0            | Middle      | 1         | 0.5            | 28.9            | 7.7 | 94.2             | 6.13      | 6.2     | 32.51         | 33.07    | 1.8            | 1.8  | 2.6                   | 2.5     | 0.1                    | 0.10 | 0.47                 | 0.45 | 0.18                           | 0.18 | 0.03                   | 0.03  | <1.0                            | <1.0 | 3*                 | 2   |       |      |       |      |       |      |       |      |
| 9/11/2020 | Mid-Ebb | Sunny             | Moderate      | H1A                |      |                | Middle      | 2         | 0.5            | 29.0            | 7.7 | 97.8             | 6.33      | -       | 33.63         | -        | 1.8            | -    | 2.4                   | -       | 0.1                    | -    | 0.43                 | -    | 0.18                           | -    | 0.03                   | -     | <1.0                            | -    | 1*                 | -   |       |      |       |      |       |      |       |      |
| 9/11/2020 | Mid-Ebb | Sunny             | Moderate      | M1A                | 8:40 | 0.8            | Middle      | 1         | 0.4            | 28.6            | 7.7 | 93.2             | 6.09      | 5.9     | 32.43         | 32.34    | 1.9            | 1.9  | 3.4                   | 3.6     | 0.1                    | 0.10 | 0.44                 | 0.44 | 0.18                           | 0.19 | 0.03                   | 0.03  | <1.0                            | <1.0 | 3*                 | 2   |       |      |       |      |       |      |       |      |
| 9/11/2020 | Mid-Ebb | Sunny             | Moderate      | M1A                |      |                | Middle      | 2         | 0.4            | 28.9            | 7.7 | 89.9             | 5.79      | -       | 32.25         | -        | 1.9            | -    | 3.8                   | -       | 0.1                    | -    | 0.43                 | -    | 0.19                           | -    | 0.03                   | -     | <1.0                            | -    | 1*                 | -   |       |      |       |      |       |      |       |      |
| 9/11/2020 | Mid-Ebb | Sunny             | Moderate      | SGA                | 8:49 | 0.8            | Middle      | 1         | 0.4            | 28.6            | 7.7 | 102.2            | 6.68      | 6.6     | 32.44         | 32.43    | 2.1            | 2.2  | 2.8                   | 3.0     | 0.1                    | 0.10 | 0.44                 | 0.45 | 0.18                           | 0.18 | 0.03                   | 0.03  | 1.1                             | 1.1  | 2*                 | 2   |       |      |       |      |       |      |       |      |
| 9/11/2020 | Mid-Ebb | Sunny             | Moderate      | SGA                |      |                | Middle      | 2         | 0.4            | 28.6            | 7.7 | 100.4            | 6.56      | -       | 32.41         | -        | 2.2            | -    | 3.1                   | -       | 0.1                    | -    | 0.45                 | -    | 0.18                           | -    | 0.03                   | -     | 1.0                             | -    | 1*                 | -   |       |      |       |      |       |      |       |      |

DA - Depth-averaged  
 ND - Not Detected  
 \* denoted the estimated count

1-year Operation of TSTP - Marine Water Quality Monitoring Results on 14-Sep-20

| Date      | Tidal     | Weather Condition | Sea Condition | Monitoring Station | Time  | Water Depth, m | Water Level | Replicate | Sampling Depth | Temperature, °C | pH  | DO Saturation, % | DO, mg/L  |           | Salinity, ppt |          | Turbidity, NTU |       | Suspended Solid, mg/L |         | Ammonia Nitrogen, mg/L |       | Total Nitrogen, mg/L |      | Total Inorganic Nitrogen, mg/L |       | Total Phosphorus, mg/L |             | Biochemical Oxygen Demand, mg/L |     | E. Coli, Cfu/100ml |     |       |       |       |      |       |       |       |      |
|-----------|-----------|-------------------|---------------|--------------------|-------|----------------|-------------|-----------|----------------|-----------------|-----|------------------|-----------|-----------|---------------|----------|----------------|-------|-----------------------|---------|------------------------|-------|----------------------|------|--------------------------------|-------|------------------------|-------------|---------------------------------|-----|--------------------|-----|-------|-------|-------|------|-------|-------|-------|------|
|           |           |                   |               |                    |       |                |             |           |                |                 |     |                  | Value     | DA        | Value         | DA       | Value          | DA    | Value                 | DA      | Value                  | DA    | Value                | DA   | Value                          | DA    | Value                  | DA          | Value                           | DA  | Value              | DA  | Value | DA    | Value | DA   | Value | DA    | Value | DA   |
|           |           |                   |               |                    |       |                |             |           |                |                 |     |                  | 9/14/2020 | Mid-Flood | Sunny         | Moderate | C              | 15:55 | 9.8                   | Surface | 1                      | 1.0   | 28.6                 | 8.0  | 137.2                          | 8.86  | 7.21                   | 32.88       | 33.43                           | 2.2 | 2.5                | 3.5 | 3.2   | <0.02 | <0.02 | 0.33 | 0.33  | <0.05 | <0.05 | 0.02 |
| 9/14/2020 | Mid-Flood | Sunny             | Moderate      | C                  |       |                | Surface     | 2         | 1.0            | 28.6            | 8.0 | 137.4            | 8.88      | -         | 32.91         | -        | 2.3            | -     | 3.7                   | -       | <0.02                  | -     | 0.36                 | -    | <0.05                          | -     | 0.01                   | -           | 2.7                             | -   | 4*                 | -   |       |       |       |      |       |       |       |      |
| 9/14/2020 | Mid-Flood | Sunny             | Moderate      | C                  |       |                | Middle      | 1         | 4.9            | 26.8            | 7.7 | 84.5             | 5.56      | -         | 33.44         | -        | 2.3            | -     | 3.2                   | -       | <0.02                  | -     | 0.32                 | -    | <0.05                          | -     | 0.01                   | -           | 2.4                             | -   | 9                  | -   |       |       |       |      |       |       |       |      |
| 9/14/2020 | Mid-Flood | Sunny             | Moderate      | C                  |       |                | Middle      | 2         | 4.9            | 26.8            | 7.7 | 84.2             | 5.53      | -         | 33.42         | -        | 2.4            | -     | 3.2                   | -       | <0.02                  | -     | 0.29                 | -    | <0.05                          | -     | 0.01                   | -           | 2.4                             | -   | 14                 | -   |       |       |       |      |       |       |       |      |
| 9/14/2020 | Mid-Flood | Sunny             | Moderate      | C                  |       |                | Bottom      | 1         | 8.8            | 26.4            | 7.6 | 67.6             | 4.46      | 4.49      | 33.96         | -        | 2.8            | -     | 2.8                   | -       | <0.02                  | -     | 0.30                 | -    | <0.05                          | -     | 0.01                   | -           | 2.2                             | -   | 3*                 | -   |       |       |       |      |       |       |       |      |
| 9/14/2020 | Mid-Flood | Sunny             | Moderate      | C                  |       |                | Bottom      | 2         | 8.8            | 26.5            | 7.6 | 68.4             | 4.51      | -         | 33.94         | -        | 3.1            | -     | 2.6                   | -       | <0.02                  | -     | 0.35                 | -    | <0.05                          | -     | 0.01                   | -           | 2.2                             | -   | 6*                 | -   |       |       |       |      |       |       |       |      |
| 9/14/2020 | Mid-Flood | Sunny             | Moderate      | N2                 | 16:18 | 5.6            | Surface     | 1         | 1.0            | 28.5            | 8.0 | 140.2            | 9.07      | 9.08      | 32.89         | 33.11    | 1.9            | 2.0   | 3.2                   | 3.8     | <0.02                  | <0.02 | 0.31                 | 0.31 | <0.05                          | <0.05 | 0.01                   | 0.01        | 2.6                             | 2.6 | 6*                 | 9   |       |       |       |      |       |       |       |      |
| 9/14/2020 | Mid-Flood | Sunny             | Moderate      | N2                 |       |                | Surface     | 2         | 1.0            | 28.5            | 8.0 | 140.1            | 9.08      | -         | 32.82         | -        | 2.0            | -     | 3.5                   | -       | <0.02                  | -     | 0.31                 | -    | <0.05                          | -     | 0.01                   | -           | 2.4                             | -   | 3*                 | -   |       |       |       |      |       |       |       |      |
| 9/14/2020 | Mid-Flood | Sunny             | Moderate      | N2                 |       |                | Bottom      | 1         | 4.6            | 27.1            | 7.9 | 109.0            | 7.15      | 7.13      | 33.33         | -        | 2.0            | -     | 4.4                   | -       | <0.02                  | -     | 0.31                 | -    | <0.05                          | -     | 0.01                   | -           | 2.6                             | -   | 13                 | -   |       |       |       |      |       |       |       |      |
| 9/14/2020 | Mid-Flood | Sunny             | Moderate      | N2                 |       |                | Bottom      | 2         | 4.6            | 27.1            | 7.8 | 108.3            | 7.10      | -         | 33.38         | -        | 2.1            | -     | 4.0                   | -       | <0.02                  | -     | 0.32                 | -    | <0.05                          | -     | 0.01                   | -           | 2.7                             | -   | 12                 | -   |       |       |       |      |       |       |       |      |
| 9/14/2020 | Mid-Flood | Sunny             | Moderate      | FCZ1B              | 16:33 | 4.9            | Surface     | 1         | 1.0            | 28.7            | 7.9 | 141.3            | 9.16      | 9.15      | 31.98         | 32.43    | 1.7            | 1.9   | 3.8                   | 4.6     | <0.02                  | <0.02 | 0.37                 | 0.36 | <0.05                          | <0.05 | 0.02                   | <b>0.02</b> | 2.9                             | 2.8 | 2*                 | 2   |       |       |       |      |       |       |       |      |
| 9/14/2020 | Mid-Flood | Sunny             | Moderate      | FCZ1B              |       |                | Surface     | 2         | 1.0            | 28.8            | 7.9 | 141.2            | 9.13      | -         | 31.95         | -        | 1.9            | -     | 3.7                   | -       | <0.02                  | -     | 0.37                 | -    | <0.05                          | -     | 0.02                   | -           | 2.8                             | -   | 2*                 | -   |       |       |       |      |       |       |       |      |
| 9/14/2020 | Mid-Flood | Sunny             | Moderate      | FCZ1B              |       |                | Bottom      | 1         | 3.9            | 28.2            | 7.8 | 103.3            | 6.66      | 6.64      | 32.91         | -        | 2.1            | -     | 5.3                   | -       | <0.02                  | -     | 0.34                 | -    | <0.05                          | -     | 0.02                   | -           | 2.6                             | -   | 1*                 | -   |       |       |       |      |       |       |       |      |
| 9/14/2020 | Mid-Flood | Sunny             | Moderate      | FCZ1B              |       |                | Bottom      | 2         | 3.9            | 28.2            | 7.8 | 102.5            | 6.61      | -         | 32.89         | -        | 2.0            | -     | 5.6                   | -       | <0.02                  | -     | 0.36                 | -    | <0.05                          | -     | 0.02                   | -           | 3                               | -   | 3*                 | -   |       |       |       |      |       |       |       |      |
| 9/14/2020 | Mid-Flood | Sunny             | Moderate      | H4A                | 16:46 | 2.0            | Middle      | 1         | 1.0            | 29.2            | 8.0 | 139.1            | 8.96      | 9.01      | 31.25         | 31.15    | 2.7            | 2.8   | 4.2                   | 4.4     | <0                     |       |                      |      |                                |       |                        |             |                                 |     |                    |     |       |       |       |      |       |       |       |      |

1-year Operation of TSTP - Marine Water Quality Monitoring Results on 16-Sep-20

| Date      | Tidal   | Weather Condition | Sea Condition | Monitoring Station | Time  | Water Depth, m | Water Level | Replicate | Sampling Depth | Temperature, °C | pH  | DO Saturation, % | DO, mg/L  |         | Salinity, ppt |          | Turbidity, NTU |       | Suspended Solid, mg/L |         | Ammonia Nitrogen, mg/L |      | Total Nitrogen, mg/L |      | Total Inorganic Nitrogen, mg/L |       | Total Phosphorus, mg/L |       | Biochemical Oxygen Demand, mg/L |     | E. Coli, Cfu/100ml |     |       |       |       |      |       |       |       |      |
|-----------|---------|-------------------|---------------|--------------------|-------|----------------|-------------|-----------|----------------|-----------------|-----|------------------|-----------|---------|---------------|----------|----------------|-------|-----------------------|---------|------------------------|------|----------------------|------|--------------------------------|-------|------------------------|-------|---------------------------------|-----|--------------------|-----|-------|-------|-------|------|-------|-------|-------|------|
|           |         |                   |               |                    |       |                |             |           |                |                 |     |                  | Value     | DA      | Value         | DA       | Value          | DA    | Value                 | DA      | Value                  | DA   | Value                | DA   | Value                          | DA    | Value                  | DA    | Value                           | DA  | Value              | DA  | Value | DA    | Value | DA   | Value | DA    | Value | DA   |
|           |         |                   |               |                    |       |                |             |           |                |                 |     |                  | 9/16/2020 | Mid-Ebb | Sunny         | Moderate | C              | 10:33 | 9.2                   | Surface | 1                      | 1.0  | 27.5                 | 7.9  | 103.6                          | 6.79  | 6.7                    | 32.06 | 33.28                           | 2.5 | 2.5                | 3.9 | 3.7   | <0.02 | 0.02  | 0.30 | 0.30  | <0.05 | <0.05 | 0.02 |
| 9/16/2020 | Mid-Ebb | Sunny             | Moderate      | C                  |       |                | Surface     | 2         | 1.0            | 27.5            | 7.9 | 102.8            | 6.73      | -       | 32.15         | -        | 2.4            | -     | 4.1                   | -       | <0.02                  | -    | 0.30                 | -    | <0.05                          | -     | 0.02                   | -     | <1.0                            | -   | 81                 | -   |       |       |       |      |       |       |       |      |
| 9/16/2020 | Mid-Ebb | Sunny             | Moderate      | C                  |       |                | Middle      | 1         | 4.6            | 27.5            | 7.8 | 102.2            | 6.69      | -       | 33.76         | -        | 2.5            | -     | 3.7                   | -       | 0.02                   | -    | 0.30                 | -    | <0.05                          | -     | 0.02                   | -     | <1.0                            | -   | 87                 | -   |       |       |       |      |       |       |       |      |
| 9/16/2020 | Mid-Ebb | Sunny             | Moderate      | C                  |       |                | Middle      | 2         | 4.6            | 27.4            | 7.9 | 102.5            | 6.72      | -       | 33.61         | -        | 2.6            | -     | 4.0                   | -       | <0.02                  | -    | 0.31                 | -    | <0.05                          | -     | 0.02                   | -     | <1.0                            | -   | 83                 | -   |       |       |       |      |       |       |       |      |
| 9/16/2020 | Mid-Ebb | Sunny             | Moderate      | C                  |       |                | Bottom      | 1         | 8.2            | 27.3            | 7.9 | 94.9             | 6.21      | 6.2     | 34.02         | -        | 2.6            | -     | 3.4                   | -       | 0.02                   | -    | 0.30                 | -    | <0.05                          | -     | 0.02                   | -     | 1.1                             | -   | 75                 | -   |       |       |       |      |       |       |       |      |
| 9/16/2020 | Mid-Ebb | Sunny             | Moderate      | C                  |       |                | Bottom      | 2         | 8.2            | 27.3            | 7.7 | 93.9             | 6.15      | -       | 34.05         | -        | 2.5            | -     | 3.2                   | -       | 0.02                   | -    | 0.30                 | -    | <0.05                          | -     | 0.02                   | -     | <1.0                            | -   | 57                 | -   |       |       |       |      |       |       |       |      |
| 9/16/2020 | Mid-Ebb | Sunny             | Moderate      | N1                 | 10:53 | 6.4            | Surface     | 1         | 1.0            | 27.6            | 7.9 | 106.1            | 7.01      | 7.1     | 32.02         | 33.20    | 2.6            | 2.6   | 2.8                   | 2.3     | 0.02                   | 0.02 | 0.31                 | 0.31 | <0.05                          | <0.05 | 0.02                   | 0.02  | <1.0                            | 1.2 | 82                 | 73  |       |       |       |      |       |       |       |      |
| 9/16/2020 | Mid-Ebb | Sunny             | Moderate      | N1                 |       |                | Surface     | 2         | 1.0            | 27.5            | 7.9 | 111.5            | 7.36      | -       | 32.13         | -        | 2.6            | -     | 2.6                   | -       | <0.02                  | -    | 0.30                 | -    | <0.05                          | -     | 0.02                   | -     | 1.2                             | -   | 74                 | -   |       |       |       |      |       |       |       |      |
| 9/16/2020 | Mid-Ebb | Sunny             | Moderate      | N1                 |       |                | Middle      | 1         | 3.2            | 27.4            | 7.9 | 105.7            | 6.92      | -       | 33.73         | -        | 2.5            | -     | 2.5                   | -       | <0.02                  | -    | 0.32                 | -    | <0.05                          | -     | 0.02                   | -     | 1.1                             | -   | 82                 | -   |       |       |       |      |       |       |       |      |
| 9/16/2020 | Mid-Ebb | Sunny             | Moderate      | N1                 |       |                | Middle      | 2         | 3.2            | 27.4            | 7.9 | 105.4            | 6.96      | -       | 33.23         | -        | 2.5            | -     | 2.3                   | -       | <0.02                  | -    | 0.33                 | -    | <0.05                          | -     | 0.02                   | -     | 1.2                             | -   | 78                 | -   |       |       |       |      |       |       |       |      |
| 9/16/2020 | Mid-Ebb | Sunny             | Moderate      | N1                 |       |                | Bottom      | 1         | 5.4            | 27.4            | 7.9 | 97.5             | 6.41      | 6.5     | 33.99         | -        | 2.6            | -     | 1.6                   | -       | <0.02                  | -    | 0.29                 | -    | <0.05                          | -     | 0.02                   | -     | <1.0                            | -   | 68                 | -   |       |       |       |      |       |       |       |      |
| 9/16/2020 | Mid-Ebb | Sunny             | Moderate      | N1                 |       |                | Bottom      | 2         | 5.4            | 27.3            | 7.9 | 99.6             | 6.57      | -       | 34.09         | -        | 2.5            | -     | 1.9                   | -       | <0.02                  | -    | 0.32                 | -    | <0.05                          | -     | 0.02                   | -     | 1.4                             | -   | 57                 | -   |       |       |       |      |       |       |       |      |
| 9/16/2020 | Mid-Ebb | Sunny             | Moderate      | FCZ1B              | 11:11 | 4.8            | Surface     | 1         | 1.0            | 27.3            | 7.9 | 103.6            | 6.95      | 6.8     | 31.37         | 32.41    | 2.3            | 2.3   | 2.7                   | 3.0     | 0.05                   | 0.05 | 0.43                 | 0.42 | 0.12                           | 0.12  | 0.02                   | 0.02  | 1.3                             | 1.3 | 95                 | 106 |       |       |       |      |       |       |       |      |
| 9/16/2020 | Mid-Ebb | Sunny             | Moderate      | FCZ1B              |       |                | Surface     | 2         | 1.0            | 27.4            | 7.9 | 101.8            | 6.66      | -       | 31.33         | -        | 2.4            | -     | 2.9                   | -       | 0.06                   | -    | 0.42                 | -    | 0.13                           | -     | 0.02                   | -     | 1.5                             | -   | 87                 | -   |       |       |       |      |       |       |       |      |
| 9/16/2020 | Mid-Ebb | Sunny             | Moderate      | FCZ1B              |       |                | Bottom      | 1         | 3.8            | 27.6            | 7.9 | 92.3             | 6.03      | 6.2     | 33.64         | -        | 2.3            | -     | 3.2                   | -       | 0.05                   | -    | 0.42                 | -    | 0.12                           | -     | 0.03                   | -     | 1.4                             | -   | 110                | -   |       |       |       |      |       |       |       |      |
| 9/16/2020 | Mid-Ebb | Sunny             | Moderate      | FCZ1B              |       |                | Bottom      | 2         | 3.8            | 27.6            | 7.9 | 93.8             | 6.26      | -       | 33.30         | -        | 2.3            | -     | 3.3                   | -       | 0.05                   | -    | 0.42                 | -    | 0.12                           | -     | 0.02                   | -     | <1.0                            | -   | 130                | -   |       |       |       |      |       |       |       |      |
| 9/16/2020 | Mid-Ebb | Sunny             | Moderate      | H4A                | 11:24 | 1.8            | Middle      | 1         | 0.9            | 27.4            | 7.9 | 98.8             | 6.71      | 6.7     | 31.23         | 31.22    | 1.9            | 1.9   | 5.3                   | 5.2     | 0.04                   | 0.04 | 0.41                 | 0.42 | 0.09                           | 0.10  | 0.03                   | 0.03  | 1.3                             | 1.2 | 50                 | 65  |       |       |       |      |       |       |       |      |
| 9/16/2020 | Mid-Ebb | Sunny             | Moderate      | H4A                |       |                | Middle      | 2         | 0.9            | 27.4            | 7.9 | 99.5             | 6.75      | -       | 31.21         | -        | 1.9            | -     | 5.1                   | -       | 0.04                   | -    | 0.43                 | -    | 0.1                            | -     | 0.03                   | -     | 1.0                             | -   | 80                 | -   |       |       |       |      |       |       |       |      |
| 9/16/2020 | Mid-Ebb | Sunny             | Moderate      | H1A                | 11:29 | 0.8            | Middle      | 1         | 0.4            | 27.2            | 7.9 | 100.3            | 6.69      | 6.7     | 31.25         | 31.32    | 1.8            | 1.8   | 4.8                   | 4.7     | 0.05                   | 0.05 | 0.40                 | 0.41 | 0.12                           | 0.11  | 0.03                   | 0.03  | <1.0                            | 1.2 | 100                | 110 |       |       |       |      |       |       |       |      |
| 9/16/2020 | Mid-Ebb | Sunny             | Moderate      | H1A                |       |                | Middle      | 2         | 0.4            | 27.2            | 7.9 | 101.7            | 6.77      | -       | 31.39         | -        | 1.8            | -     | 4.5                   | -       | 0.04                   | -    | 0.41                 | -    | 0.1                            | -     | 0.03                   | -     | 1.3                             | -   | 120                | -   |       |       |       |      |       |       |       |      |
| 9/16/2020 | Mid-Ebb | Sunny             | Moderate      | M1A                | 11:40 | 0.6            | Middle      | 1         | 0.3            | 27.3            | 7.9 | 102.9            | 6.84      | 6.9     | 31.43         | 31.40    | 1.5            | 1.5   | 3.6                   | 3.7     | 0.04                   | 0.04 | 0.39                 | 0.40 | 0.1                            | 0.10  | 0.03                   | 0.03  | <1.0                            | 1.1 | 100                | 103 |       |       |       |      |       |       |       |      |
| 9/16/2020 | Mid-Ebb | Sunny             | Moderate      | M1A                |       |                | Middle      | 2         | 0.3            | 27.2            | 7.9 | 103.4            | 6.89      | -       | 31.37         | -        | 1.5            | -     | 3.8                   | -       | 0.04                   | -    | 0.40                 | -    | 0.1                            | -     | 0.03                   | -     | 1.2                             | -   | 105                | -   |       |       |       |      |       |       |       |      |
| 9/16/2020 | Mid-Ebb | Sunny             | Moderate      | SGA                | 11:50 | 0.8            | Middle      | 1         | 0.4            | 27.2            | 7.9 | 104.9            | 6.99      | 7.0     | 31.33         | 31.34    | 1.8            | 1.9   | 4.7                   | 4.6     | 0.04                   | 0.05 | 0.42                 | 0.42 | 0.11                           | 0.12  | 0.03                   | 0.03  | 1.3                             | 1.3 | 85                 | 90  |       |       |       |      |       |       |       |      |
| 9/16/2020 | Mid-Ebb | Sunny             | Moderate      | SGA                |       |                | Middle      | 2         | 0.4            | 27.2            | 8.0 | 105.0            | 7.00      | -       | 31.34         | -        | 1.9            | -     | 4.5                   | -       | 0.05                   | -    | 0.42                 | -    | 0.12                           | -     | 0.03                   | -     | 1.3                             | -   | 95                 | -   |       |       |       |      |       |       |       |      |

DA - Depth-averaged  
 ND - Not Detected  
 \* denoted the estimated count

1-year Operation of TSTP - Marine Water Quality Monitoring Results on 18-Sep-20

| Date      | Tidal   | Weather Condition | Sea Condition | Monitoring Station | Time  | Water Depth, m | Water Level | Replicate | Sampling Depth | Temperature, °C | pH  | DO Saturation, % | DO, mg/L  |         | Salinity, ppt |          | Turbidity, NTU |       | Suspended Solid, mg/L |         | Ammonia Nitrogen, mg/L |       | Total Nitrogen, mg/L |      | Total Inorganic Nitrogen, mg/L |       | Total Phosphorus, mg/L |       | Biochemical Oxygen Demand, mg/L |     | E. Coli, Cfu/100ml |     |       |       |       |      |       |       |       |      |
|-----------|---------|-------------------|---------------|--------------------|-------|----------------|-------------|-----------|----------------|-----------------|-----|------------------|-----------|---------|---------------|----------|----------------|-------|-----------------------|---------|------------------------|-------|----------------------|------|--------------------------------|-------|------------------------|-------|---------------------------------|-----|--------------------|-----|-------|-------|-------|------|-------|-------|-------|------|
|           |         |                   |               |                    |       |                |             |           |                |                 |     |                  | Value     | DA      | Value         | DA       | Value          | DA    | Value                 | DA      | Value                  | DA    | Value                | DA   | Value                          | DA    | Value                  | DA    | Value                           | DA  | Value              | DA  | Value | DA    | Value | DA   | Value | DA    | Value | DA   |
|           |         |                   |               |                    |       |                |             |           |                |                 |     |                  | 9/18/2020 | Mid-Ebb | Cloudy        | Moderate | C              | 11:51 | 9.2                   | Surface | 1                      | 1.0   | 27.4                 | 8.0  | 99.6                           | 6.60  | 6.4                    | 31.87 | 32.64                           | 2.3 | 2.4                | 2.8 | 2.6   | <0.02 | <0.02 | 0.34 | 0.33  | <0.05 | <0.05 | 0.02 |
| 9/18/2020 | Mid-Ebb | Cloudy            | Moderate      | C                  |       |                | Surface     | 2         | 1.0            | 27.5            | 8.0 | 97.9             | 6.48      | -       | 31.66         | -        | 2.3            | -     | 3.2                   | -       | <0.02                  | -     | 0.34                 | -    | <0.05                          | -     | 0.02                   | -     | 1.5                             | -   | 27                 | -   |       |       |       |      |       |       |       |      |
| 9/18/2020 | Mid-Ebb | Cloudy            | Moderate      | C                  |       |                | Middle      | 1         | 4.6            | 27.3            | 8.0 | 96.7             | 6.37      | -       | 32.96         | -        | 2.3            | -     | 2.7                   | -       | <0.02                  | -     | 0.32                 | -    | <0.05                          | -     | 0.02                   | -     | 1.3                             | -   | 26                 | -   |       |       |       |      |       |       |       |      |
| 9/18/2020 | Mid-Ebb | Cloudy            | Moderate      | C                  |       |                | Middle      | 2         | 4.6            | 27.3            | 8.0 | 95.2             | 6.27      | -       | 32.90         | -        | 2.4            | -     | 2.6                   | -       | <0.02                  | -     | 0.34                 | -    | <0.05                          | -     | 0.02                   | -     | 1.5                             | -   | 30                 | -   |       |       |       |      |       |       |       |      |
| 9/18/2020 | Mid-Ebb | Cloudy            | Moderate      | C                  |       |                | Bottom      | 1         | 8.2            | 27.3            | 8.0 | 93.0             | 6.14      | 6.2     | 33.22         | -        | 2.5            | -     | 2.1                   | -       | <0.02                  | -     | 0.32                 | -    | <0.05                          | -     | 0.02                   | -     | 1.2                             | -   | 19                 | -   |       |       |       |      |       |       |       |      |
| 9/18/2020 | Mid-Ebb | Cloudy            | Moderate      | C                  |       |                | Bottom      | 2         | 8.2            | 27.3            | 8.0 | 94.2             | 6.21      | -       | 33.23         | -        | 2.5            | -     | 2.3                   | -       | <0.02                  | -     | 0.34                 | -    | <0.05                          | -     | 0.02                   | -     | 1.3                             | -   | 22                 | -   |       |       |       |      |       |       |       |      |
| 9/18/2020 | Mid-Ebb | Cloudy            | Moderate      | N1                 | 12:13 | 6.2            | Surface     | 1         | 1.0            | 27.5            | 8.0 | 102.8            | 6.81      | 6.8     | 31.49         | 32.30    | 1.8            | 1.9   | 2.9                   | 3.2     | <0.02                  | <0.02 | 0.33                 | 0.32 | <0.05                          | <0.05 | 0.02                   | 0.02  | 1.2                             | 1.4 | 35                 | 25  |       |       |       |      |       |       |       |      |
| 9/18/2020 | Mid-Ebb | Cloudy            | Moderate      | N1                 |       |                | Surface     | 2         | 1.0            | 27.6            | 8.0 | 105.5            | 6.99      | -       | 31.50         | -        | 1.9            | -     | 2.7                   | -       | <0.02                  | -     | 0.32                 | -    | <0.05                          | -     | 0.02                   | -     | 1.1                             | -   | 29                 | -   |       |       |       |      |       |       |       |      |
| 9/18/2020 | Mid-Ebb | Cloudy            | Moderate      | N1                 |       |                | Middle      | 1         | 3.1            | 27.3            | 8.0 | 101.4            | 6.69      | -       | 32.56         | -        | 1.9            | -     | 2.8                   | -       | <0.02                  | -     | 0.30                 | -    | <0.05                          | -     | 0.02                   | -     | 1.2                             | -   | 25                 | -   |       |       |       |      |       |       |       |      |
| 9/18/2020 | Mid-Ebb | Cloudy            | Moderate      | N1                 |       |                | Middle      | 2         | 3.1            | 27.3            | 8.0 | 101.7            | 6.71      | -       | 32.48         | -        | 1.8            | -     | 3.2                   | -       | <0.02                  | -     | 0.33                 | -    | <0.05                          | -     | 0.02                   | -     | 2.2                             | -   | 22                 | -   |       |       |       |      |       |       |       |      |
| 9/18/2020 | Mid-Ebb | Cloudy            | Moderate      | N1                 |       |                | Bottom      | 1         | 5.2            | 27.3            | 8.0 | 100.4            | 6.63      | 6.7     | 32.91         | -        | 1.9            | -     | 3.7                   | -       | <0.02                  | -     | 0.33                 | -    | <0.05                          | -     | 0.02                   | -     | 1.3                             | -   | 21                 | -   |       |       |       |      |       |       |       |      |
| 9/18/2020 | Mid-Ebb | Cloudy            | Moderate      | N1                 |       |                | Bottom      | 2         | 5.2            | 27.3            | 8.0 | 101.1            | 6.69      | -       | 32.88         | -        | 1.9            | -     | 3.6                   | -       | <0.02                  | -     | 0.32                 | -    | <0.05                          | -     | 0.02                   | -     | 1.4                             | -   | 20                 | -   |       |       |       |      |       |       |       |      |
| 9/18/2020 | Mid-Ebb | Cloudy            | Moderate      | FCZ1B              | 12:34 | 4.6            | Surface     | 1         | 1.0            | 27.5            | 8.0 | 95.9             | 6.42      | 6.5     | 31.15         | 31.80    | 1.8            | 1.9   | 3.6                   | 3.0     | <0.02                  | <0.02 | 0.36                 | 0.35 | <0.05                          | <0.05 | 0.02                   | 0.02  | 1.4                             | 1.4 | 32                 | 40  |       |       |       |      |       |       |       |      |
| 9/18/2020 | Mid-Ebb | Cloudy            | Moderate      | FCZ1B              |       |                | Surface     | 2         | 1.0            | 27.3            | 8.0 | 98.8             | 6.50      | -       | 31.11         | -        | 1.9            | -     | 3.2                   | -       | <0.02                  | -     | 0.34                 | -    | <0.05                          | -     | 0.02                   | -     | 1.3                             | -   | 32                 | -   |       |       |       |      |       |       |       |      |
| 9/18/2020 | Mid-Ebb | Cloudy            | Moderate      | FCZ1B              |       |                | Bottom      | 1         | 3.6            | 27.6            | 8.0 | 100.8            | 6.63      |         |               |          |                |       |                       |         |                        |       |                      |      |                                |       |                        |       |                                 |     |                    |     |       |       |       |      |       |       |       |      |



1-year Operation of TSSTP - Marine Water Quality Monitoring Results on 21-Sep-20

| Date      | Tidal   | Weather Condition | Sea Condition | Monitoring Station | Time  | Water Depth, m | Water Level | Replicate | Sampling Depth | Temperature, °C | pH  | DO Saturation, % | DO, mg/L |     | Salinity, ppt |       | Turbidity, NTU |     | Suspended Solid, mg/L |     | Ammonia Nitrogen, mg/L |       | Total Nitrogen, mg/L |      | Total Inorganic Nitrogen, mg/L |      | Total Phosphorus, mg/L |      | Biochemical Oxygen Demand, mg/L |     | E. Coli, Cfu/100ml |    |       |    |       |    |       |    |       |    |
|-----------|---------|-------------------|---------------|--------------------|-------|----------------|-------------|-----------|----------------|-----------------|-----|------------------|----------|-----|---------------|-------|----------------|-----|-----------------------|-----|------------------------|-------|----------------------|------|--------------------------------|------|------------------------|------|---------------------------------|-----|--------------------|----|-------|----|-------|----|-------|----|-------|----|
|           |         |                   |               |                    |       |                |             |           |                |                 |     |                  | Value    | DA  | Value         | DA    | Value          | DA  | Value                 | DA  | Value                  | DA    | Value                | DA   | Value                          | DA   | Value                  | DA   | Value                           | DA  | Value              | DA | Value | DA | Value | DA | Value | DA | Value | DA |
|           |         |                   |               |                    |       |                |             |           |                |                 |     |                  |          |     |               |       |                |     |                       |     |                        |       |                      |      |                                |      |                        |      |                                 |     |                    |    |       |    |       |    |       |    |       |    |
| 9/21/2020 | Mid-Ebb | Rainy             | Moderate      | C                  | 13:40 | 9.6            | Surface     | 1         | 1.0            | 28.0            | 7.9 | 91.8             | 6.02     | 5.7 | 31.94         | 33.30 | 0.6            | 1.4 | 3.2                   | 2.8 | <0.02                  | <0.02 | 0.34                 | 0.35 | <0.05                          | 0.05 | 0.02                   | 0.02 | 1.5                             | 1.3 | 3*                 | 2  |       |    |       |    |       |    |       |    |
| 9/21/2020 | Mid-Ebb | Rainy             | Moderate      | C                  |       |                | Surface     | 2         | 1.0            | 28.0            | 7.9 | 92.3             | 6.05     | -   | 31.93         | -     | 0.5            | -   | 3.0                   | -   | <0.02                  | -     | 0.33                 | -    | <0.05                          | -    | 0.02                   | -    | 1.3                             | -   | 4*                 | -  |       |    |       |    |       |    |       |    |
| 9/21/2020 | Mid-Ebb | Rainy             | Moderate      | C                  |       |                | Middle      | 1         | 4.8            | 27.6            | 7.9 | 82.1             | 5.38     | -   | 33.63         | -     | 1.6            | -   | 3.0                   | -   | <0.02                  | -     | 0.35                 | -    | 0.05                           | -    | 0.02                   | -    | <1.0                            | -   | NOT DETECTED       | -  |       |    |       |    |       |    |       |    |
| 9/21/2020 | Mid-Ebb | Rainy             | Moderate      | C                  |       |                | Middle      | 2         | 4.8            | 27.7            | 7.9 | 82.2             | 5.38     | -   | 33.65         | -     | 1.7            | -   | 2.9                   | -   | <0.02                  | -     | 0.37                 | -    | <0.05                          | -    | 0.03                   | -    | <1.0                            | -   | 2*                 | -  |       |    |       |    |       |    |       |    |
| 9/21/2020 | Mid-Ebb | Rainy             | Moderate      | C                  |       |                | Bottom      | 1         | 8.6            | 27.1            | 7.8 | 77.7             | 5.11     | 5.1 | 34.35         | -     | 1.9            | -   | 2.4                   | -   | <0.02                  | -     | 0.38                 | -    | 0.05                           | -    | 0.03                   | -    | 1.6                             | -   | 2*                 | -  |       |    |       |    |       |    |       |    |
| 9/21/2020 | Mid-Ebb | Rainy             | Moderate      | C                  |       |                | Bottom      | 2         | 8.6            | 27.1            | 7.8 | 78.3             | 5.15     | -   | 34.32         | -     | 2.0            | -   | 2.4                   | -   | <0.02                  | -     | 0.34                 | -    | <0.05                          | -    | 0.02                   | -    | 1.6                             | -   | 2*                 | -  |       |    |       |    |       |    |       |    |
| 9/21/2020 | Mid-Ebb | Rainy             | Moderate      | N1                 | 14:01 | 6.4            | Surface     | 1         | 1.0            | 28.0            | 7.9 | 88.2             | 5.79     | 5.6 | 31.97         | 33.05 | 0.8            | 1.2 | 2.4                   | 3.0 | <0.02                  | <0.02 | 0.35                 | 0.35 | 0.05                           | 0.05 | 0.03                   | 0.02 | 1.5                             | 1.5 | 2*                 | 4  |       |    |       |    |       |    |       |    |
| 9/21/2020 | Mid-Ebb | Rainy             | Moderate      | N1                 |       |                | Surface     | 2         | 1.0            | 28.0            | 7.9 | 88.2             | 5.78     | -   | 31.93         | -     | 0.7            | -   | 2.6                   | -   | <0.02                  | -     | 0.34                 | -    | <0.05                          | -    | 0.02                   | -    | 1.4                             | -   | 1*                 | -  |       |    |       |    |       |    |       |    |
| 9/21/2020 | Mid-Ebb | Rainy             | Moderate      | N1                 |       |                | Middle      | 1         | 3.2            | 27.7            | 7.9 | 83.4             | 5.46     | -   | 33.12         | -     | 1.3            | -   | 2.9                   | -   | <0.02                  | -     | 0.36                 | -    | 0.05                           | -    | 0.03                   | -    | 1.5                             | -   | 6*                 | -  |       |    |       |    |       |    |       |    |
| 9/21/2020 | Mid-Ebb | Rainy             | Moderate      | N1                 |       |                | Middle      | 2         | 3.2            | 27.7            | 7.9 | 82.9             | 5.43     | -   | 33.25         | -     | 1.2            | -   | 3.2                   | -   | <0.02                  | -     | 0.36                 | -    | <0.05                          | -    | 0.02                   | -    | 1.6                             | -   | 6*                 | -  |       |    |       |    |       |    |       |    |
| 9/21/2020 | Mid-Ebb | Rainy             | Moderate      | N1                 |       |                | Bottom      | 1         | 5.4            | 27.1            | 7.9 | 79.7             | 5.24     | 5.3 | 34.02         | -     | 1.8            | -   | 3.5                   | -   | <0.02                  | -     | 0.33                 | -    | <0.05                          | -    | 0.02                   | -    | 1.6                             | -   | 2*                 | -  |       |    |       |    |       |    |       |    |
| 9/21/2020 | Mid-Ebb | Rainy             | Moderate      | N1                 |       |                | Bottom      | 2         | 5.4            | 27.1            | 7.9 | 80.0             | 5.25     | -   | 34.02         | -     | 1.6            | -   | 3.6                   | -   | <0.02                  | -     | 0.33                 | -    | <0.05                          | -    | 0.02                   | -    | 1.4                             | -   | 4*                 | -  |       |    |       |    |       |    |       |    |
| 9/21/2020 | Mid-Ebb | Rainy             | Moderate      | FCZ1B              | 14:23 | 4.8            | Surface     | 1         | 1.0            | 28.1            | 8.0 | 100.4            | 6.69     | 6.7 | 31.33         | 32.35 | 0.7            | 1.0 | 3.5                   | 4.2 | <0.02                  | <0.02 | 0.42                 | 0.41 | 0.08                           | 0.07 | 0.02                   | 0.02 | 2.0                             | 2.0 | 39                 | 50 |       |    |       |    |       |    |       |    |
| 9/21/2020 | Mid-Ebb | Rainy             | Moderate      | FCZ1B              |       |                | Surface     | 2         | 1.0            | 28.1            | 8.0 | 100.0            | 6.65     | -   | 31.36         | -     | 0.6            | -   | 3.9                   | -   | <0.02                  | -     | 0.41                 | -    | 0.07                           | -    | 0.02                   | -    | 1.9                             | -   | 51                 | -  |       |    |       |    |       |    |       |    |
| 9/21/2020 | Mid-Ebb | Rainy             | Moderate      | FCZ1B              |       |                | Bottom      | 1         | 3.8            | 27.5            | 7.8 | 80.0             | 5.25     | 5.3 | 33.35         | -     | 1.3            | -   | 4.8                   | -   | <0.02                  | -     | 0.39                 | -    | 0.07                           | -    | 0.02                   | -    | 2.1                             | -   | 53                 | -  |       |    |       |    |       |    |       |    |
| 9/21/2020 | Mid-Ebb | Rainy             | Moderate      | FCZ1B              |       |                | Bottom      | 2         | 3.8            | 27.5            | 7.8 | 80.0             | 5.24     | -   | 33.35         | -     | 1.5            | -   | 4.5                   | -   | <0.02                  | -     | 0.42                 | -    | 0.07                           | -    | 0.02                   | -    | 2.0                             | -   | 57                 | -  |       |    |       |    |       |    |       |    |
| 9/21/2020 | Mid-Ebb | Rainy             | Moderate      | H4A                | 14:35 | 1.8            | Middle      | 1         | 0.9            | 28.2            | 8.0 | 108.0            | 7.34     | 7.3 | 30.67         | 30.68 | 2.6            | 2.6 | 4.9                   | 5.1 | <0.02                  | <0.02 | 0.39                 | 0.39 | 0.06                           | 0.06 | 0.03                   | 0.03 | 1.6                             | 1.6 | 58                 | 61 |       |    |       |    |       |    |       |    |
| 9/21/2020 | Mid-Ebb | Rainy             | Moderate      | H4A                |       |                | Middle      | 2         | 0.9            | 28.2            | 8.0 | 107.4            | 7.30     | -   | 30.68         | -     | 2.5            | -   | 5.3                   | -   | <0.02                  | -     | 0.39                 | -    | 0.06                           | -    | 0.03                   | -    | 1.6                             | -   | 64                 | -  |       |    |       |    |       |    |       |    |
| 9/21/2020 | Mid-Ebb | Rainy             | Moderate      | H1A                | 14:47 | 0.8            | Middle      | 1         | 0.4            | 28.1            | 7.9 | 107.1            | 7.27     | 7.3 | 30.77         | 30.77 | 2.5            | 2.5 | 4.5                   | 4.4 | <0.02                  | <0.02 | 0.40                 | 0.39 | 0.06                           | 0.06 | 0.03                   | 0.03 | 1.7                             | 1.8 | 80                 | 78 |       |    |       |    |       |    |       |    |
| 9/21/2020 | Mid-Ebb | Rainy             | Moderate      | H1A                |       |                | Middle      | 2         | 0.4            | 28.1            | 7.9 | 107.4            | 7.29     | -   | 30.76         | -     | 2.5            | -   | 4.3                   | -   | <0.02                  | -     | 0.37                 | -    | 0.05                           | -    | 0.02                   | -    | 1.8                             | -   | 75                 | -  |       |    |       |    |       |    |       |    |
| 9/21/2020 | Mid-Ebb | Rainy             | Moderate      | M1A                | 14:58 | 0.6            | Middle      | 1         | 0.3            | 28.1            | 7.9 | 105.7            | 7.17     | 7.2 | 30.82         | 30.82 | 2.4            | 2.5 | 6.2                   | 6.1 | <0.02                  | <0.02 | 0.40                 | 0.39 | 0.05                           | 0.06 | 0.03                   | 0.03 | 1.6                             | 1.6 | 96                 | 88 |       |    |       |    |       |    |       |    |
| 9/21/2020 | Mid-Ebb | Rainy             | Moderate      | M1A                |       |                | Middle      | 2         | 0.3            | 28.1            | 7.9 | 105.6            | 7.17     | -   | 30.82         | -     | 2.5            | -   | 5.9                   | -   | <0.02                  | -     | 0.38                 | -    | 0.06                           | -    | 0.03                   | -    | 1.6                             | -   | 80                 | -  |       |    |       |    |       |    |       |    |
| 9/21/2020 | Mid-Ebb | Rainy             | Moderate      | SGA                | 15:09 | 0.6            | Middle      | 1         | 0.3            | 28.1            | 8.0 | 103.8            | 7.05     | 7.1 | 30.91         | 30.91 | 2.6            | 2.7 | 5.8                   | 6.0 | <0.02                  | <0.02 | 0.38                 | 0.39 | 0.05                           | 0.06 | 0.03                   | 0.03 | 1.9                             | 1.9 | 71                 | 74 |       |    |       |    |       |    |       |    |
| 9/21/2020 | Mid-Ebb | Rainy             | Moderate      | SGA                |       |                | Middle      | 2         | 0.3            | 28.1            | 8.0 | 103.7            | 7.04     | -   | 30.91         | -     | 2.7            | -   | 6.1                   | -   | <0.02                  | -     | 0.39                 | -    | 0.07                           | -    | 0.03                   | -    | 1.9                             | -   | 77                 | -  |       |    |       |    |       |    |       |    |

DA - Depth-averaged  
 ND - Not Detected  
 \* denoted the estimated count

1-year Operation of TSSTP - Marine Water Quality Monitoring Results on 23-Sep-20

| Date      | Tidal     | Weather Condition | Sea Condition | Monitoring Station | Time  | Water Depth, m | Water Level | Replicate | Sampling Depth | Temperature, °C | pH  | DO Saturation, % | DO, mg/L |      | Salinity, ppt |       | Turbidity, NTU |     | Suspended Solid, mg/L |     | Ammonia Nitrogen, mg/L |       | Total Nitrogen, mg/L |      | Total Inorganic Nitrogen, mg/L |      | Total Phosphorus, mg/L |      | Biochemical Oxygen Demand, mg/L |     | E. Coli, Cfu/100ml |    |       |    |       |    |       |    |       |    |
|-----------|-----------|-------------------|---------------|--------------------|-------|----------------|-------------|-----------|----------------|-----------------|-----|------------------|----------|------|---------------|-------|----------------|-----|-----------------------|-----|------------------------|-------|----------------------|------|--------------------------------|------|------------------------|------|---------------------------------|-----|--------------------|----|-------|----|-------|----|-------|----|-------|----|
|           |           |                   |               |                    |       |                |             |           |                |                 |     |                  | Value    | DA   | Value         | DA    | Value          | DA  | Value                 | DA  | Value                  | DA    | Value                | DA   | Value                          | DA   | Value                  | DA   | Value                           | DA  | Value              | DA | Value | DA | Value | DA | Value | DA | Value | DA |
|           |           |                   |               |                    |       |                |             |           |                |                 |     |                  |          |      |               |       |                |     |                       |     |                        |       |                      |      |                                |      |                        |      |                                 |     |                    |    |       |    |       |    |       |    |       |    |
| 9/23/2020 | Mid-Flood | Sunny             | Moderate      | C                  | 10:33 | 9.4            | Surface     | 1         | 1.0            | 28.4            | 7.6 | 86.8             | 6.01     | 6.13 | 31.72         | 32.65 | 2.2            | 2.4 | 2.7                   | 2.3 | <0.02                  | <0.02 | 0.34                 | 0.36 | 0.08                           | 0.07 | 0.02                   | 0.02 | 1.1                             | 1.2 | 1*                 | <1 |       |    |       |    |       |    |       |    |
| 9/23/2020 | Mid-Flood | Sunny             | Moderate      | C                  |       |                | Surface     | 2         | 1.0            | 28.3            | 7.7 | 86.8             | 6.00     | -    | 32.07         | -     | 2.3            | -   | 2.9                   | -   | <0.02                  | -     | 0.35                 | -    | 0.07                           | -    | 0.02                   | -    | 1.1                             | -   | NOT DETECTED       | -  |       |    |       |    |       |    |       |    |
| 9/23/2020 | Mid-Flood | Sunny             | Moderate      | C                  |       |                | Middle      | 1         | 4.7            | 28.0            | 7.6 | 86.5             | 6.34     | -    | 32.57         | -     | 2.4            | -   | 2.2                   | -   | <0.02                  | -     | 0.36                 | -    | 0.09                           | -    | 0.02                   | -    | 1.1                             | -   | NOT DETECTED       | -  |       |    |       |    |       |    |       |    |
| 9/23/2020 | Mid-Flood | Sunny             | Moderate      | C                  |       |                | Middle      | 2         | 4.7            | 27.9            | 7.6 | 84.1             | 6.18     | -    | 32.85         | -     | 2.4            | -   | 2.1                   | -   | <0.02                  | -     | 0.37                 | -    | 0.07                           | -    | 0.02                   | -    | 1.2                             | -   | 1*                 | -  |       |    |       |    |       |    |       |    |
| 9/23/2020 | Mid-Flood | Sunny             | Moderate      | C                  |       |                | Bottom      | 1         | 8.4            | 27.6            | 7.6 | 82.2             | 6.06     | 6.05 | 33.33         | -     | 2.4            | -   | 1.8                   | -   | <0.02                  | -     | 0.36                 | -    | 0.06                           | -    | 0.02                   | -    | 1.3                             | -   | 1*                 | -  |       |    |       |    |       |    |       |    |
| 9/23/2020 | Mid-Flood | Sunny             | Moderate      | C                  |       |                | Bottom      | 2         | 8.4            | 27.6            | 7.6 | 81.8             | 6.03     | -    | 33.33         | -     | 2.6            | -   | 1.9                   | -   | <0.02                  | -     | 0.36                 | -    | 0.07                           | -    | 0.02                   | -    | 1.1                             | -   | NOT DETECTED       | -  |       |    |       |    |       |    |       |    |
| 9/23/2020 | Mid-Flood | Sunny             | Moderate      | N2                 | 10:56 | 5.4            | Surface     | 1         | 1.0            | 28.4            | 7.7 | 90.7             | 6.25     | 6.24 | 31.65         | 32.33 | 2.2            | 2.3 | 2.1                   | 1.7 | <0.02                  | <0.02 | 0.36                 | 0.36 | 0.07                           | 0.07 | 0.02                   | 0.02 | 1.3                             | 1.4 | 1*                 | 1  |       |    |       |    |       |    |       |    |
| 9/23/2020 | Mid-Flood | Sunny             | Moderate      | N2                 |       |                | Surface     | 2         | 1.0            | 28.4            | 7.8 | 90.4             | 6.23     | -    | 31.77         | -     | 2.3            | -   | 2.2                   | -   | <0.02                  | -     | 0.36                 | -    | 0.07                           | -    | 0.02                   | -    | 1.6                             | -   | 1*                 | -  |       |    |       |    |       |    |       |    |
| 9/23/2020 | Mid-Flood | Sunny             | Moderate      | N2                 |       |                | Bottom      | 1         | 4.4            | 27.9            | 7.7 | 88.0             | 6.30     | 6.29 | 32.93         | -     | 2.3            | -   | 1.1                   | -   | <0.02                  | -     | 0.38                 | -    | 0.07                           | -    | 0.02                   | -    | 1.4                             | -   | 2*                 | -  |       |    |       |    |       |    |       |    |
| 9/23/2020 | Mid-Flood | Sunny             | Moderate      | N2                 |       |                | Bottom      | 2         | 4.4            | 27.9            | 7.7 | 87.6             | 6.28     | -    | 32.98         | -     | 2.3            | -   | 1.2                   | -   | <0.02                  | -     | 0.35                 | -    | 0.06                           | -    | 0.02                   | -    | 1.3                             | -   | 1*                 | -  |       |    |       |    |       |    |       |    |
| 9/23/2020 | Mid-Flood | Sunny             | Moderate      | FCZ1B              | 11:21 | 4.9            | Surface     | 1         | 1.0            | 28.3            | 8.0 | 97.8             | 6.73     | 6.58 | 31.68         | 32.53 | 1.8            | 1.9 | 1.6                   | 1.8 | <0.02                  | <0.02 | 0.36                 | 0.36 | 0.07                           | 0.07 | 0.02                   | 0.02 | 1.6                             | 1.4 | NOT DETECTED       | 2  |       |    |       |    |       |    |       |    |
| 9/23/2020 | Mid-Flood | Sunny             | Moderate      | FCZ1B              |       |                | Surface     | 2         | 1.0            | 28.1            | 8.0 | 93.1             | 6.42     | -    | 32.37         | -     | 1.8            | -   | 1.9                   | -   | <0.02                  | -     | 0.35                 | -    | 0.07                           | -    | 0.02                   | -    | 1.2                             | -   | 2*                 | -  |       |    |       |    |       |    |       |    |
| 9/23/2020 | Mid-Flood | Sunny             | Moderate      | FCZ1B              |       |                | Bottom      | 1         | 3.9            | 27.7            | 7.9 | 93.5             | 6.46     | 6.53 | 33.09         | -     | 1.9            | -   | 1.9                   | -   | <0.02                  | -     | 0.35                 | -    | 0.07                           | -    | 0.02                   | -    | 1.4                             | -   | 4*                 | -  |       |    |       |    |       |    |       |    |
| 9/23/2020 | Mid-Flood | Sunny             | Moderate      | FCZ1B              |       |                | Bottom      | 2         | 3.9            | 27.8            | 7.9 | 95.8             | 6.59     | -    | 32.99         | -     | 1.9            | -   | 1.7                   | -   | <0.02                  | -     |                      |      |                                |      |                        |      |                                 |     |                    |    |       |    |       |    |       |    |       |    |

1-year Operation of TSTP - Marine Water Quality Monitoring Results on 25-Sep-20

| Date      | Tidal   | Weather Condition | Sea Condition | Monitoring Station | Time | Water Depth, m | Water Level | Replicate | Sampling Depth | Temperature, °C | pH  | DO Saturation, % | DO, mg/L |     | Salinity, ppt |       | Turbidity, NTU |     | Suspended Solid, mg/L |     | Ammonia Nitrogen, mg/L |       | Total Nitrogen, mg/L |      | Total Inorganic Nitrogen, mg/L |       | Total Phosphorus, mg/L |      | Biochemical Oxygen Demand, mg/L |     | E. Coli, Cfu/100ml |    |       |    |       |    |       |    |       |    |
|-----------|---------|-------------------|---------------|--------------------|------|----------------|-------------|-----------|----------------|-----------------|-----|------------------|----------|-----|---------------|-------|----------------|-----|-----------------------|-----|------------------------|-------|----------------------|------|--------------------------------|-------|------------------------|------|---------------------------------|-----|--------------------|----|-------|----|-------|----|-------|----|-------|----|
|           |         |                   |               |                    |      |                |             |           |                |                 |     |                  | Value    | DA  | Value         | DA    | Value          | DA  | Value                 | DA  | Value                  | DA    | Value                | DA   | Value                          | DA    | Value                  | DA   | Value                           | DA  | Value              | DA | Value | DA | Value | DA | Value | DA | Value | DA |
|           |         |                   |               |                    |      |                |             |           |                |                 |     |                  |          |     |               |       |                |     |                       |     |                        |       |                      |      |                                |       |                        |      |                                 |     |                    |    |       |    |       |    |       |    |       |    |
| 9/25/2020 | Mid-Ebb | Sunny             | Moderate      | C                  | 7:31 | 9.3            | Surface     | 1         | 1.0            | 27.9            | 7.8 | 82.7             | 6.31     | 6.2 | 30.50         | 31.28 | 2.9            | 3.7 | 4.2                   | 5.8 | <0.02                  | <0.02 | 0.32                 | 0.34 | <0.05                          | <0.05 | 0.02                   | 0.02 | 1.6                             | 1.6 | 3*                 | 3  |       |    |       |    |       |    |       |    |
| 9/25/2020 | Mid-Ebb | Sunny             | Moderate      | C                  |      |                | Surface     | 2         | 1.0            | 28.2            | 7.9 | 82.8             | 6.32     | -   | 30.70         | -     | 2.8            | -   | 3.9                   | -   | <0.02                  | -     | 0.36                 | -    | <0.05                          | -     | 0.02                   | -    | 1.8                             | -   | 2*                 | -  |       |    |       |    |       |    |       |    |
| 9/25/2020 | Mid-Ebb | Sunny             | Moderate      | C                  |      |                | Middle      | 1         | 4.7            | 27.3            | 7.8 | 82.0             | 6.05     | -   | 31.38         | -     | 3.9            | -   | 6.0                   | -   | <0.02                  | -     | 0.33                 | -    | <0.05                          | -     | 0.02                   | -    | 1.6                             | -   | 5*                 | -  |       |    |       |    |       |    |       |    |
| 9/25/2020 | Mid-Ebb | Sunny             | Moderate      | C                  |      |                | Middle      | 2         | 4.7            | 27.3            | 7.8 | 80.7             | 5.95     | -   | 31.37         | -     | 4.1            | -   | 6.1                   | -   | <0.02                  | -     | 0.33                 | -    | <0.05                          | -     | 0.02                   | -    | 2.1                             | -   | 4*                 | -  |       |    |       |    |       |    |       |    |
| 9/25/2020 | Mid-Ebb | Sunny             | Moderate      | C                  |      |                | Bottom      | 1         | 8.3            | 27.3            | 7.8 | 80.7             | 5.97     | 5.9 | 31.83         | -     | 4.2            | -   | 7.2                   | -   | <0.02                  | -     | 0.36                 | -    | <0.05                          | -     | 0.02                   | -    | 1.3                             | -   | 1*                 | -  |       |    |       |    |       |    |       |    |
| 9/25/2020 | Mid-Ebb | Sunny             | Moderate      | C                  |      |                | Bottom      | 2         | 8.3            | 27.3            | 7.8 | 79.4             | 5.87     | -   | 31.91         | -     | 4.4            | -   | 7.5                   | -   | <0.02                  | -     | 0.31                 | -    | <0.05                          | -     | 0.02                   | -    | 1.1                             | -   | 2*                 | -  |       |    |       |    |       |    |       |    |
| 9/25/2020 | Mid-Ebb | Sunny             | Moderate      | N1                 | 7:38 | 6.4            | Surface     | 1         | 1.0            | 28.1            | 7.9 | 99.5             | 6.91     | 6.8 | 32.27         | 33.49 | 2.8            | 3.0 | 5.6                   | 4.9 | <0.02                  | <0.02 | 0.35                 | 0.32 | <0.05                          | <0.05 | 0.02                   | 0.02 | 1.5                             | 1.6 | 2*                 | 2  |       |    |       |    |       |    |       |    |
| 9/25/2020 | Mid-Ebb | Sunny             | Moderate      | N1                 |      |                | Surface     | 2         | 1.0            | 27.9            | 7.9 | 98.8             | 6.85     | -   | 32.83         | -     | 2.6            | -   | 5.4                   | -   | <0.02                  | -     | 0.33                 | -    | <0.05                          | -     | 0.02                   | -    | 1.8                             | -   | 2*                 | -  |       |    |       |    |       |    |       |    |
| 9/25/2020 | Mid-Ebb | Sunny             | Moderate      | N1                 |      |                | Middle      | 1         | 3.2            | 27.4            | 7.9 | 97.4             | 6.77     | -   | 33.90         | -     | 2.8            | -   | 4.2                   | -   | <0.02                  | -     | 0.32                 | -    | <0.05                          | -     | 0.02                   | -    | 1.8                             | -   | 2*                 | -  |       |    |       |    |       |    |       |    |
| 9/25/2020 | Mid-Ebb | Sunny             | Moderate      | N1                 |      |                | Middle      | 2         | 3.2            | 27.4            | 7.9 | 98.7             | 6.84     | -   | 33.89         | -     | 3.0            | -   | 4.6                   | -   | <0.02                  | -     | 0.31                 | -    | <0.05                          | -     | 0.02                   | -    | 1.5                             | -   | 1*                 | -  |       |    |       |    |       |    |       |    |
| 9/25/2020 | Mid-Ebb | Sunny             | Moderate      | N1                 |      |                | Bottom      | 1         | 5.4            | 27.3            | 7.9 | 86.6             | 6.36     | 6.4 | 34.02         | -     | 3.3            | -   | 4.9                   | -   | <0.02                  | -     | 0.32                 | -    | <0.05                          | -     | 0.02                   | -    | 1.7                             | -   | 2*                 | -  |       |    |       |    |       |    |       |    |
| 9/25/2020 | Mid-Ebb | Sunny             | Moderate      | N1                 |      |                | Bottom      | 2         | 5.4            | 27.3            | 7.8 | 86.5             | 6.36     | -   | 34.00         | -     | 3.2            | -   | 4.5                   | -   | <0.02                  | -     | 0.31                 | -    | <0.05                          | -     | 0.02                   | -    | 1.2                             | -   | NOT DETECTED       | -  |       |    |       |    |       |    |       |    |
| 9/25/2020 | Mid-Ebb | Sunny             | Moderate      | FCZ1B              | 7:49 | 5.0            | Surface     | 1         | 1.0            | 27.9            | 7.9 | 97.8             | 6.79     | -   | 32.83         | 33.30 | 2.3            | 2.4 | 6.2                   | 5.0 | <0.02                  | <0.02 | 0.34                 | 0.33 | <0.05                          | <0.05 | 0.02                   | 0.02 | 1.5                             | 2.0 | 1*                 | 1  |       |    |       |    |       |    |       |    |
| 9/25/2020 | Mid-Ebb | Sunny             | Moderate      | FCZ1B              |      |                | Surface     | 2         | 1.0            | 28.1            | 7.9 | 98.8             | 6.84     | -   | 32.57         | -     | 2.3            | -   | 5.9                   | -   | <0.02                  | -     | 0.31                 | -    | <0.05                          | -     | 0.02                   | -    | 2.4                             | -   | 1*                 | -  |       |    |       |    |       |    |       |    |
| 9/25/2020 | Mid-Ebb | Sunny             | Moderate      | FCZ1B              |      |                | Bottom      | 1         | 4.0            | 27.4            | 7.9 | 87.5             | 6.37     | 6.5 | 33.86         | -     | 2.5            | -   | 3.9                   | -   | <0.02                  | -     | 0.34                 | -    | <0.05                          | -     | 0.02                   | -    | 2.3                             | -   | 1*                 | -  |       |    |       |    |       |    |       |    |
| 9/25/2020 | Mid-Ebb | Sunny             | Moderate      | FCZ1B              |      |                | Bottom      | 2         | 4.0            | 27.4            | 7.9 | 89.1             | 6.52     | -   | 33.93         | -     | 2.6            | -   | 4.1                   | -   | <0.02                  | -     | 0.33                 | -    | <0.05                          | -     | 0.02                   | -    | 1.7                             | -   | 1*                 | -  |       |    |       |    |       |    |       |    |
| 9/25/2020 | Mid-Ebb | Sunny             | Moderate      | H4A                | 7:56 | 1.6            | Middle      | 1         | 0.8            | 28.1            | 8.0 | 103.3            | 7.18     | 7.2 | 32.28         | 32.20 | 2.6            | 2.7 | 3.8                   | 4.0 | <0.02                  | <0.02 | 0.39                 | 0.39 | <0.05                          | <0.05 | 0.02                   | 0.02 | 2.3                             | 2.1 | 5*                 | 4  |       |    |       |    |       |    |       |    |
| 9/25/2020 | Mid-Ebb | Sunny             | Moderate      | H4A                |      |                | Middle      | 2         | 0.8            | 28.3            | 8.0 | 105.4            | 7.26     | -   | 32.12         | -     | 2.7            | -   | 4.1                   | -   | <0.02                  | -     | 0.39                 | -    | <0.05                          | -     | 0.02                   | -    | 1.8                             | -   | 2*                 | -  |       |    |       |    |       |    |       |    |
| 9/25/2020 | Mid-Ebb | Sunny             | Moderate      | H1A                | 8:06 | 1.0            | Middle      | 1         | 0.5            | 28.2            | 8.0 | 107.2            | 7.38     | 7.4 | 34.01         | 34.02 | 2.9            | 2.9 | 6.1                   | 6.0 | <0.02                  | <0.02 | 0.38                 | 0.38 | <0.05                          | <0.05 | 0.02                   | 0.02 | 1.7                             | 2.1 | 4*                 | 5  |       |    |       |    |       |    |       |    |
| 9/25/2020 | Mid-Ebb | Sunny             | Moderate      | H1A                |      |                | Middle      | 2         | 0.5            | 28.3            | 8.0 | 107.8            | 7.42     | -   | 34.03         | -     | 2.8            | -   | 5.9                   | -   | <0.02                  | -     | 0.37                 | -    | <0.05                          | -     | 0.02                   | -    | 2.4                             | -   | 6*                 | -  |       |    |       |    |       |    |       |    |
| 9/25/2020 | Mid-Ebb | Sunny             | Moderate      | M1A                | 8:15 | 1.0            | Middle      | 1         | 0.5            | 28.2            | 8.0 | 105.2            | 7.30     | 7.3 | 34.01         | 33.48 | 2.9            | 3.0 | 5.7                   | 5.6 | <0.02                  | <0.02 | 0.39                 | 0.38 | <0.05                          | <0.05 | 0.02                   | 0.02 | 1.8                             | 1.8 | 5*                 | 5  |       |    |       |    |       |    |       |    |
| 9/25/2020 | Mid-Ebb | Sunny             | Moderate      | M1A                |      |                | Middle      | 2         | 0.5            | 28.2            | 8.0 | 106.5            | 7.38     | -   | 32.94         | -     | 3.1            | -   | 5.5                   | -   | <0.02                  | -     | 0.36                 | -    | <0.05                          | -     | 0.02                   | -    | 1.7                             | -   | 4*                 | -  |       |    |       |    |       |    |       |    |
| 9/25/2020 | Mid-Ebb | Sunny             | Moderate      | SGA                | 8:25 | 0.8            | Middle      | 1         | 0.4            | 28.1            | 8.0 | 105.5            | 7.50     | 7.7 | 33.99         | 33.29 | 2.7            | 2.7 | 3.8                   | 3.9 | <0.02                  | <0.02 | 0.37                 | 0.37 | <0.05                          | <0.05 | 0.02                   | 0.02 | 1.5                             | 1.6 | 4*                 | 4  |       |    |       |    |       |    |       |    |
| 9/25/2020 | Mid-Ebb | Sunny             | Moderate      | SGA                |      |                | Middle      | 2         | 0.4            | 28.1            | 8.0 | 110.2            | 7.80     | -   | 32.58         | -     | 2.6            | -   | 4.0                   | -   | <0.02                  | -     | 0.37                 | -    | <0.05                          | -     | 0.02                   | -    | 1.7                             | -   | 3*                 | -  |       |    |       |    |       |    |       |    |

DA - Depth-averaged  
 DO - Dissolved Oxygen  
 \* denoted the estimated count

1-year Operation of TSTP - Marine Water Quality Monitoring Results on 28-Sep-20

| Date      | Tidal     | Weather Condition | Sea Condition | Monitoring Station | Time  | Water Depth, m | Water Level | Replicate | Sampling Depth | Temperature, °C | pH  | DO Saturation, % | DO, mg/L |      | Salinity, ppt |       | Turbidity, NTU |     | Suspended Solid, mg/L |     | Ammonia Nitrogen, mg/L |       | Total Nitrogen, mg/L |      | Total Inorganic Nitrogen, mg/L |       | Total Phosphorus, mg/L |      | Biochemical Oxygen Demand, mg/L |     | E. Coli, Cfu/100ml |    |       |    |       |    |       |    |       |    |
|-----------|-----------|-------------------|---------------|--------------------|-------|----------------|-------------|-----------|----------------|-----------------|-----|------------------|----------|------|---------------|-------|----------------|-----|-----------------------|-----|------------------------|-------|----------------------|------|--------------------------------|-------|------------------------|------|---------------------------------|-----|--------------------|----|-------|----|-------|----|-------|----|-------|----|
|           |           |                   |               |                    |       |                |             |           |                |                 |     |                  | Value    | DA   | Value         | DA    | Value          | DA  | Value                 | DA  | Value                  | DA    | Value                | DA   | Value                          | DA    | Value                  | DA   | Value                           | DA  | Value              | DA | Value | DA | Value | DA | Value | DA | Value | DA |
|           |           |                   |               |                    |       |                |             |           |                |                 |     |                  |          |      |               |       |                |     |                       |     |                        |       |                      |      |                                |       |                        |      |                                 |     |                    |    |       |    |       |    |       |    |       |    |
| 9/28/2020 | Mid-Flood | Cloudy            | Moderate      | C                  | 15:30 | 9.8            | Surface     | 1         | 1.0            | 26.8            | 7.9 | 103.7            | 6.93     | 6.35 | 31.95         | 33.07 | 1.7            | 2.6 | 2.4                   | 2.8 | <0.02                  | <0.02 | 0.37                 | 0.38 | <0.05                          | <0.05 | 0.02                   | 0.02 | 2                               | 1.9 | NOT DETECTED       | <1 |       |    |       |    |       |    |       |    |
| 9/28/2020 | Mid-Flood | Cloudy            | Moderate      | C                  |       |                | Surface     | 2         | 1.0            | 26.8            | 7.9 | 103.2            | 6.90     | -    | 31.96         | -     | 1.8            | -   | 2.7                   | -   | <0.02                  | -     | 0.37                 | -    | <0.05                          | -     | 0.02                   | -    | 2.1                             | -   | 2*                 | -  |       |    |       |    |       |    |       |    |
| 9/28/2020 | Mid-Flood | Cloudy            | Moderate      | C                  |       |                | Middle      | 1         | 4.9            | 27.2            | 7.8 | 87.3             | 5.74     | -    | 33.52         | -     | 2.8            | -   | 2.3                   | -   | <0.02                  | -     | 0.40                 | -    | <0.05                          | -     | 0.02                   | -    | 2                               | -   | 1*                 | -  |       |    |       |    |       |    |       |    |
| 9/28/2020 | Mid-Flood | Cloudy            | Moderate      | C                  |       |                | Middle      | 2         | 4.9            | 27.2            | 7.8 | 88.4             | 5.81     | -    | 33.47         | -     | 2.6            | -   | 2.5                   | -   | <0.02                  | -     | 0.37                 | -    | <0.05                          | -     | 0.02                   | -    | 1.8                             | -   | 1*                 | -  |       |    |       |    |       |    |       |    |
| 9/28/2020 | Mid-Flood | Cloudy            | Moderate      | C                  |       |                | Bottom      | 1         | 8.8            | 27.6            | 7.8 | 80.8             | 5.32     | 5.30 | 33.76         | -     | 3.3            | -   | 3.2                   | -   | <0.02                  | -     | 0.37                 | -    | <0.05                          | -     | 0.02                   | -    | 1.8                             | -   | NOT DETECTED       | -  |       |    |       |    |       |    |       |    |
| 9/28/2020 | Mid-Flood | Cloudy            | Moderate      | C                  |       |                | Bottom      | 2         | 8.8            | 27.6            | 7.8 | 80.3             | 5.28     | -    | 33.75         | -     | 3.1            | -   | 3.4                   | -   | <0.02                  | -     | 0.38                 | -    | <0.05                          | -     | 0.02                   | -    | 1.9                             | -   | NOT DETECTED       | -  |       |    |       |    |       |    |       |    |
| 9/28/2020 | Mid-Flood | Cloudy            | Moderate      | N2                 | 15:56 | 5.8            | Surface     | 1         | 1.0            | 26.9            | 7.9 | 104.2            | 6.97     | 6.97 | 31.84         | 32.77 | 1.4            | 1.7 | 3.4                   | 3.1 | <0.02                  | <0.02 | 0.37                 | 0.38 | <0.05                          | <0.05 | 0.02                   | 0.02 | 2.1                             | 2.0 | NOT DETECTED       | <1 |       |    |       |    |       |    |       |    |
| 9/28/2020 | Mid-Flood | Cloudy            | Moderate      | N2                 |       |                | Surface     | 2         | 1.0            | 26.9            | 7.9 | 104.3            | 6.97     | -    | 31.83         | -     | 1.3            | -   | 3.2                   | -   | <0.02                  | -     | 0.37                 | -    | <0.05                          | -     | 0.02                   | -    | 2                               | -   | 2*                 | -  |       |    |       |    |       |    |       |    |
| 9/28/2020 | Mid-Flood | Cloudy            | Moderate      | N2                 |       |                | Bottom      | 1         | 4.8            | 27.2            | 7.8 | 87.3             | 5.74     | 5.74 | 33.70         | -     | 1.9            | -   | 2.7                   | -   | <0.02                  | -     | 0.36                 | -    | <0.05                          | -     | 0.02                   | -    | 1.8                             | -   | NOT DETECTED       | -  |       |    |       |    |       |    |       |    |
| 9/28/2020 | Mid-Flood | Cloudy            | Moderate      | N2                 |       |                | Bottom      | 2         | 4.8            | 27.2            | 7.8 | 87.3             | 5.74     | -    | 33.69         | -     | 2.1            | -   | 3.1                   | -   | <0.02                  | -     | 0.40                 | -    | <0.05                          | -     | 0.02                   | -    | 2                               | -   | NOT DETECTED       | -  |       |    |       |    |       |    |       |    |
| 9/28/2020 | Mid-Flood | Cloudy            | Moderate      | FCZ1B              | 16:12 | 4.8            | Surface     | 1         | 1.0            | 26.6            | 7.9 | 104.8            | 7.07     | 7.07 | 31.21         | 32.36 | 1.0            | 1.3 | 1.7                   | 2.6 | <0.02                  | <0.02 | 0.37                 | 0.36 | <0.05                          | <0.05 | 0.02                   | 0.02 | 1.1                             | 1.1 | NOT DETECTED       | <1 |       |    |       |    |       |    |       |    |
| 9/28/2020 | Mid-Flood | Cloudy            | Moderate      | FCZ1B              |       |                | Surface     | 2         | 1.0            | 26.6            | 7.9 | 104.9            | 7.06     | -    | 31.27         | -     | 1.2            | -   | 1.8                   | -   | <0.02                  | -     | 0.38                 | -    | <0.05                          | -     | 0.02                   | -    | 1                               | -   | NOT DETECTED       | -  |       |    |       |    |       |    |       |    |
| 9/28/2020 | Mid-Flood | Cloudy            | Moderate      | FCZ1B              |       |                | Bottom      | 1         | 3.8            | 27.3            | 7.8 | 84.0             | 5.51     | 5.50 | 33.47         | -     | 1.5            | -   | 3.5                   | -   | <0.02                  | -     | 0.36                 | -    | <0.05                          | -     | 0.02                   | -    | 1.2                             | -   | NOT DETECTED       | -  |       |    |       |    |       |    |       |    |
| 9/28/2020 | Mid-Flood | Cloudy            | M             |                    |       |                |             |           |                |                 |     |                  |          |      |               |       |                |     |                       |     |                        |       |                      |      |                                |       |                        |      |                                 |     |                    |    |       |    |       |    |       |    |       |    |

1-year Operation of TSIP - Marine Water Quality Monitoring Results on

30-Sep-20

| Date      | Tidal   | Weather Condition | Sea Condition | Monitoring Station | Time  | Water Depth, m | Water Level | Replicate | Sampling Depth | Temperature, °C | pH  | DO Saturation, % | DO, mg/L |     | Salinity, ppt |       | Turbidity, NTU |     | Suspended Solid, mg/L |     | Ammonia Nitrogen, mg/L |       | Total Nitrogen, mg/L |      | Total Inorganic Nitrogen, mg/L |      | Total Phosphorus, mg/L |      | Biochemical Oxygen Demand, mg/L |     | E. Coli, CtU/100ml |    |
|-----------|---------|-------------------|---------------|--------------------|-------|----------------|-------------|-----------|----------------|-----------------|-----|------------------|----------|-----|---------------|-------|----------------|-----|-----------------------|-----|------------------------|-------|----------------------|------|--------------------------------|------|------------------------|------|---------------------------------|-----|--------------------|----|
|           |         |                   |               |                    |       |                |             |           |                |                 |     |                  | Value    | DA  | Value         | DA    | Value          | DA  | Value                 | DA  | Value                  | DA    | Value                | DA   | Value                          | DA   | Value                  | DA   | Value                           | DA  | Value              | DA |
| 9/30/2020 | Mid-Ebb | Sunny             | Moderate      | C                  | 10:33 | 9.4            | Surface     | 1         | 1.0            | 27.1            | 7.9 | 92.8             | 6.12     | 5.9 | 33.45         | 33.75 | 2.4            | 2.6 | 2.0                   | 2.7 | <0.02                  | <0.02 | 0.40                 | 0.38 | 0.06                           | 0.06 | 0.02                   | 0.02 | 1.8                             | 1.4 | 1*                 | <1 |
| 9/30/2020 | Mid-Ebb | Sunny             | Moderate      | C                  |       |                | Surface     | 2         | 1.0            | 27.2            | 7.8 | 91.7             | 6.05     | -   | 33.27         | -     | 2.5            | -   | 2.1                   | -   | <0.02                  | -     | 0.33                 | -    | 0.06                           | -    | 0.02                   | -    | 1.1                             | -   | 1*                 | -  |
| 9/30/2020 | Mid-Ebb | Sunny             | Moderate      | C                  |       |                | Middle      | 1         | 4.7            | 27.0            | 7.8 | 85.0             | 5.60     | -   | 33.94         | -     | 2.5            | -   | 2.6                   | -   | <0.02                  | -     | 0.41                 | -    | 0.05                           | -    | 0.02                   | -    | 1.5                             | -   | NOT DETECTED       | -  |
| 9/30/2020 | Mid-Ebb | Sunny             | Moderate      | C                  |       |                | Middle      | 2         | 4.7            | 27.0            | 7.7 | 86.2             | 5.68     | -   | 33.94         | -     | 2.5            | -   | 2.4                   | -   | <0.02                  | -     | 0.38                 | -    | 0.07                           | -    | 0.02                   | -    | 1.3                             | -   | NOT DETECTED       | -  |
| 9/30/2020 | Mid-Ebb | Sunny             | Moderate      | C                  |       |                | Bottom      | 1         | 8.4            | 27.0            | 7.8 | 76.8             | 5.13     | 5.2 | 33.96         | -     | 2.7            | -   | 3.4                   | -   | <0.02                  | -     | 0.37                 | -    | 0.06                           | -    | 0.02                   | -    | 1.2                             | -   | NOT DETECTED       | -  |
| 9/30/2020 | Mid-Ebb | Sunny             | Moderate      | C                  |       |                | Bottom      | 2         | 8.4            | 27.0            | 7.7 | 80.6             | 5.31     | -   | 33.96         | -     | 2.8            | -   | 3.5                   | -   | <0.02                  | -     | 0.37                 | -    | 0.06                           | -    | 0.02                   | -    | 1.6                             | -   | NOT DETECTED       | -  |
| 9/30/2020 | Mid-Ebb | Sunny             | Moderate      | N1                 | 10:49 | 6.3            | Surface     | 1         | 1.0            | 27.1            | 7.9 | 93.2             | 6.18     | 5.9 | 32.33         | 33.55 | 2.6            | 2.7 | 2.7                   | 2.4 | <0.02                  | <0.02 | 0.38                 | 0.39 | 0.07                           | 0.06 | 0.02                   | 0.02 | 1.6                             | 1.5 | 1*                 | <1 |
| 9/30/2020 | Mid-Ebb | Sunny             | Moderate      | N1                 |       |                | Surface     | 2         | 1.0            | 27.2            | 7.9 | 92.9             | 6.13     | -   | 33.29         | -     | 2.6            | -   | 3.0                   | -   | <0.02                  | -     | 0.40                 | -    | 0.07                           | -    | 0.02                   | -    | 1.4                             | -   | NOT DETECTED       | -  |
| 9/30/2020 | Mid-Ebb | Sunny             | Moderate      | N1                 |       |                | Middle      | 1         | 3.2            | 27.0            | 7.9 | 85.0             | 5.60     | -   | 33.91         | -     | 2.7            | -   | 2.3                   | -   | <0.02                  | -     | 0.36                 | -    | 0.06                           | -    | 0.02                   | -    | 1.5                             | -   | NOT DETECTED       | -  |
| 9/30/2020 | Mid-Ebb | Sunny             | Moderate      | N1                 |       |                | Middle      | 2         | 3.2            | 27.1            | 7.9 | 84.9             | 5.55     | -   | 33.91         | -     | 2.8            | -   | 2.4                   | -   | <0.02                  | -     | 0.38                 | -    | 0.05                           | -    | 0.02                   | -    | 1.7                             | -   | NOT DETECTED       | -  |
| 9/30/2020 | Mid-Ebb | Sunny             | Moderate      | N1                 |       |                | Bottom      | 1         | 5.3            | 27.0            | 7.9 | 79.5             | 5.25     | 5.2 | 33.94         | -     | 2.6            | -   | 2.1                   | -   | <0.02                  | -     | 0.38                 | -    | 0.06                           | -    | 0.02                   | -    | 1.3                             | -   | 1*                 | -  |
| 9/30/2020 | Mid-Ebb | Sunny             | Moderate      | N1                 |       |                | Bottom      | 2         | 5.3            | 27.0            | 7.9 | 79.3             | 5.22     | -   | 33.92         | -     | 2.7            | -   | 2.1                   | -   | <0.02                  | -     | 0.41                 | -    | 0.06                           | -    | 0.02                   | -    | 1.5                             | -   | 2*                 | -  |
| 9/30/2020 | Mid-Ebb | Sunny             | Moderate      | FCZ1B              | 11:05 | 4.6            | Surface     | 1         | 1.0            | 27.3            | 7.9 | 90.6             | 6.05     | 6.0 | 32.71         | 33.15 | 2.5            | 2.5 | 1.7                   | 2.0 | <0.02                  | <0.02 | 0.34                 | 0.37 | 0.07                           | 0.07 | 0.02                   | 0.02 | 1.3                             | 1.5 | NOT DETECTED       | <1 |
| 9/30/2020 | Mid-Ebb | Sunny             | Moderate      | FCZ1B              |       |                | Surface     | 2         | 1.0            | 27.3            | 7.9 | 89.9             | 6.00     | -   | 32.60         | -     | 2.4            | -   | 1.6                   | -   | <0.02                  | -     | 0.34                 | -    | 0.07                           | -    | 0.02                   | -    | 1.6                             | -   | NOT DETECTED       | -  |
| 9/30/2020 | Mid-Ebb | Sunny             | Moderate      | FCZ1B              |       |                | Bottom      | 1         | 3.6            | 27.2            | 7.9 | 90.0             | 6.00     | 6.0 | 33.53         | -     | 2.5            | -   | 2.5                   | -   | <0.02                  | -     | 0.39                 | -    | 0.06                           | -    | 0.02                   | -    | 1.4                             | -   | NOT DETECTED       | -  |
| 9/30/2020 | Mid-Ebb | Sunny             | Moderate      | FCZ1B              |       |                | Bottom      | 2         | 3.6            | 27.1            | 7.8 | 90.5             | 6.05     | -   | 33.76         | -     | 2.5            | -   | 2.2                   | -   | <0.02                  | -     | 0.42                 | -    | 0.06                           | -    | 0.02                   | -    | 1.5                             | -   | 1*                 | -  |
| 9/30/2020 | Mid-Ebb | Sunny             | Moderate      | H4A                | 11:16 | 1.6            | Middle      | 1         | 0.8            | 27.6            | 7.9 | 96.8             | 6.39     | 6.3 | 31.86         | 31.94 | 1.6            | 1.7 | 3.4                   | 3.5 | <0.02                  | <0.02 | 0.42                 | 0.42 | 0.07                           | 0.07 | 0.02                   | 0.02 | 1.5                             | 1.6 | 1*                 | 1  |
| 9/30/2020 | Mid-Ebb | Sunny             | Moderate      | H4A                |       |                | Middle      | 2         | 0.8            | 27.6            | 7.8 | 93.2             | 6.14     | -   | 32.01         | -     | 1.7            | -   | 3.5                   | -   | <0.02                  | -     | 0.42                 | -    | 0.07                           | -    | 0.02                   | -    | 1.6                             | -   | 1*                 | -  |
| 9/30/2020 | Mid-Ebb | Sunny             | Moderate      | H1A                | 11:25 | 1.0            | Middle      | 1         | 0.5            | 27.6            | 7.8 | 92.2             | 6.09     | 6.1 | 31.77         | 31.77 | 2.1            | 2.2 | 3.3                   | 3.4 | <0.02                  | <0.02 | 0.42                 | 0.43 | 0.07                           | 0.07 | 0.02                   | 0.02 | 1.7                             | 1.6 | 1*                 | <1 |
| 9/30/2020 | Mid-Ebb | Sunny             | Moderate      | H1A                |       |                | Middle      | 2         | 0.5            | 27.6            | 7.8 | 92.0             | 6.07     | -   | 31.76         | -     | 2.2            | -   | 3.4                   | -   | <0.02                  | -     | 0.43                 | -    | 0.07                           | -    | 0.02                   | -    | 1.5                             | -   | NOT DETECTED       | -  |
| 9/30/2020 | Mid-Ebb | Sunny             | Moderate      | M1A                | 11:39 | 0.6            | Middle      | 1         | 0.3            | 27.5            | 7.8 | 90.2             | 5.97     | 5.9 | 31.58         | 31.60 | 2.3            | 2.4 | 2.6                   | 2.7 | <0.02                  | <0.02 | 0.42                 | 0.41 | 0.07                           | 0.07 | 0.02                   | 0.02 | 1.7                             | 1.6 | NOT DETECTED       | ND |
| 9/30/2020 | Mid-Ebb | Sunny             | Moderate      | M1A                |       |                | Middle      | 2         | 0.3            | 27.6            | 7.8 | 88.0             | 5.82     | -   | 31.62         | -     | 2.4            | -   | 2.7                   | -   | <0.02                  | -     | 0.40                 | -    | 0.07                           | -    | 0.02                   | -    | 1.5                             | -   | NOT DETECTED       | -  |
| 9/30/2020 | Mid-Ebb | Sunny             | Moderate      | SGA                | 11:51 | 0.8            | Middle      | 1         | 0.4            | 27.6            | 7.8 | 92.5             | 6.10     | 6.0 | 31.79         | 31.81 | 2.3            | 2.3 | 2.4                   | 2.5 | <0.02                  | <0.02 | 0.44                 | 0.44 | 0.07                           | 0.07 | 0.02                   | 0.02 | 1.5                             | 1.7 | 1*                 | <1 |
| 9/30/2020 | Mid-Ebb | Sunny             | Moderate      | SGA                |       |                | Middle      | 2         | 0.4            | 27.6            | 7.8 | 90.4             | 5.96     | -   | 31.83         | -     | 2.3            | -   | 2.6                   | -   | <0.02                  | -     | 0.44                 | -    | 0.07                           | -    | 0.02                   | -    | 1.8                             | -   | NOT DETECTED       | -  |

DA - Depth-averaged  
 DO - Dissolved Oxygen  
 \* denoted the estimated count

Composite Effluent Quality Monitoring Results (1-year Operation of TSTP)

| Date      | Monitoring Station | Replicate | Temperature* | pH  | DO Saturation | DO    | Salinity | Turbidity | Suspended Solids | Ammonia Nitrogen | Total Nitrogen | Total Inorganic Nitrogen | Total Phosphorus | E. Coli   | Biochemical Oxygen Demand <sup>†</sup> |
|-----------|--------------------|-----------|--------------|-----|---------------|-------|----------|-----------|------------------|------------------|----------------|--------------------------|------------------|-----------|--|
|           |                    |           | °C           |     | %             | mg/L  | ppt      | NTU       | mg/L             | mg/L             | mg/L           | mg/L                     | mg/L             | cfu/100ml | mg/L                                   |
| 9/1/2020  | Effluent           | 1         | 6.5          | 8.2 | 86.2          | 9.81  | 0.21     | 2.4       | 6                | 8.22             | 16.3           | 14.2                     | 1.58             | 200       | 7                                      |
|           |                    | 2         | 6.5          | 8.2 | 86.1          | 9.74  | 0.21     | 2.4       | -                | -                | -              | -                        | -                | -         | -                                      |
| 9/2/2020  | Effluent           | 1         | 6.0          | 7.9 | 86.2          | 9.06  | 0.22     | 2.6       | 4                | 3.34             | 15.3           | 13.2                     | 1.62             | 220       | 6                                      |
|           |                    | 2         | 6.0          | 7.9 | 85.5          | 9.01  | 0.22     | 2.6       | -                | -                | -              | -                        | -                | -         | -                                      |
| 9/3/2020  | Effluent           | 1         | 6.1          | 7.8 | 86.6          | 8.40  | 0.22     | 2.5       | 6                | 6.13             | 15.9           | 15.1                     | 1.99             | 400       | 6                                      |
|           |                    | 2         | 6.1          | 7.8 | 85.9          | 8.32  | 0.22     | 2.6       | -                | -                | -              | -                        | -                | -         | -                                      |
| 9/4/2020  | Effluent           | 1         | 6.2          | 7.9 | 86.7          | 8.34  | 0.22     | 2.4       | 6                | 3.49             | 15.8           | 15.8                     | 2.16             | 300       | 6                                      |
|           |                    | 2         | 6.2          | 7.9 | 86.0          | 8.25  | 0.22     | 2.4       | -                | -                | -              | -                        | -                | -         | -                                      |
| 9/5/2020  | Effluent           | 1         | 6.1          | 7.8 | 82.1          | 7.96  | 0.22     | 2.6       | 5                | 4.15             | 16.1           | 15.4                     | 1.88             | 110       | 3                                      |
|           |                    | 2         | 6.1          | 7.8 | 81.4          | 7.88  | 0.22     | 2.6       | -                | -                | -              | -                        | -                | -         | -                                      |
| 9/6/2020  | Effluent           | 1         | 6.0          | 7.8 | 86.8          | 9.01  | 0.22     | 2.8       | 5                | 4.33             | 15.8           | 15                       | 2.03             | 65        | 5                                      |
|           |                    | 2         | 6.0          | 7.8 | 85.9          | 8.89  | 0.22     | 2.7       | -                | -                | -              | -                        | -                | -         | -                                      |
| 9/7/2020  | Effluent           | 1         | 6.6          | 8.0 | 77.0          | 9.40  | 0.21     | 2.1       | 6                | 4.35             | 16.9           | 15.9                     | 2.18             | 120       | 5                                      |
|           |                    | 2         | 6.7          | 8.0 | 76.2          | 9.32  | 0.22     | 2.1       | -                | -                | -              | -                        | -                | -         | -                                      |
| 9/8/2020  | Effluent           | 1         | 6.3          | 8.0 | 75.4          | 9.25  | 0.16     | 2.8       | 5                | 3.1              | 13.3           | 12.1                     | 1.45             | 110       | 4                                      |
|           |                    | 2         | 6.2          | 8.0 | 73.3          | 9.18  | 0.14     | 2.9       | -                | -                | -              | -                        | -                | -         | -                                      |
| 9/9/2020  | Effluent           | 1         | 6.1          | 8.2 | 87.4          | 10.06 | 0.22     | 2.7       | 5                | 4.27             | 12.7           | 12.1                     | 1.59             | 99        | 4                                      |
|           |                    | 2         | 6.1          | 8.2 | 86.2          | 9.97  | 0.22     | 2.8       | -                | -                | -              | -                        | -                | -         | -                                      |
| 9/10/2020 | Effluent           | 1         | 6.1          | 8.1 | 86.6          | 9.88  | 0.22     | 2.6       | 5                | 4.46             | 11.3           | 10.7                     | 1.21             | 93        | 5                                      |
|           |                    | 2         | 6.1          | 8.1 | 86.0          | 9.82  | 0.22     | 2.6       | -                | -                | -              | -                        | -                | -         | -                                      |
| 9/11/2020 | Effluent           | 1         | 6.3          | 8.0 | 79.4          | 9.96  | 0.21     | 2.6       | 5                | 5.48             | 13.7           | 12.9                     | 1.42             | 20        | 5                                      |
|           |                    | 2         | 6.5          | 8.0 | 78.3          | 9.81  | 0.22     | 2.7       | -                | -                | -              | -                        | -                | -         | -                                      |
| 9/12/2020 | Effluent           | 1         | 6.0          | 7.8 | 80.3          | 9.98  | 0.25     | 2.9       | 5                | 4.61             | 12.3           | 11.8                     | 1.54             | 81        | 3                                      |
|           |                    | 2         | 5.9          | 7.8 | 79.2          | 9.90  | 0.23     | 2.8       | -                | -                | -              | -                        | -                | -         | -                                      |
| 9/13/2020 | Effluent           | 1         | 6.1          | 7.9 | 79.8          | 9.33  | 0.24     | 2.6       | 9                | 9.36             | 12             | 11.1                     | 1.38             | 270       | 8                                      |
|           |                    | 2         | 6.1          | 7.9 | 77.5          | 9.26  | 0.24     | 2.6       | -                | -                | -              | -                        | -                | -         | -                                      |
| 9/14/2020 | Effluent           | 1         | 6.0          | 8.2 | 87.3          | 9.86  | 0.21     | 2.5       | 6                | 9.73             | 15.2           | 14.3                     | 0.98             | 400       | 4                                      |
|           |                    | 2         | 6.0          | 8.2 | 87.0          | 9.93  | 0.21     | 2.4       | -                | -                | -              | -                        | -                | -         | -                                      |
| 9/15/2020 | Effluent           | 1         | 6.0          | 8.2 | 87.0          | 9.93  | 0.21     | 2.4       | 5                | 4.6              | 12.2           | 11.4                     | 1.37             | 520       | 5                                      |
|           |                    | 2         | 5.9          | 8.2 | 87.2          | 9.92  | 0.2      | 2.4       | -                | -                | -              | -                        | -                | -         | -                                      |
| 9/16/2020 | Effluent           | 1         | 6.1          | 8.2 | 83.4          | 9.82  | 0.22     | 2.5       | 6                | 4.96             | 9.3            | 8.04                     | 1.01             | 150       | 4                                      |
|           |                    | 2         | 6.1          | 8.2 | 82.5          | 9.73  | 0.22     | 2.5       | -                | -                | -              | -                        | -                | -         | -                                      |
| 9/17/2020 | Effluent           | 1         | 6.2          | 8.1 | 86.4          | 10.22 | 0.22     | 2.4       | 3                | 5.66             | 12.2           | 11.2                     | 1.2              | 220       | 5                                      |
|           |                    | 2         | 6.2          | 8.1 | 86.0          | 10.18 | 0.22     | 2.4       | -                | -                | -              | -                        | -                | -         | -                                      |
| 9/18/2020 | Effluent           | 1         | 6.2          | 8.2 | 86.4          | 10.21 | 0.22     | 2.7       | 4                | 5.91             | 11.2           | 9.74                     | 1.25             | 65        | 5                                      |
|           |                    | 2         | 6.2          | 8.2 | 85.8          | 10.17 | 0.22     | 2.8       | -                | -                | -              | -                        | -                | -         | -                                      |
| 9/19/2020 | Effluent           | 1         | 6.1          | 8.1 | 82.4          | 9.71  | 0.22     | 2.5       | 6                | 5.58             | 11.7           | 10.4                     | 1.45             | 45        | 8                                      |
|           |                    | 2         | 6.1          | 8.2 | 81.5          | 9.66  | 0.22     | 2.5       | -                | -                | -              | -                        | -                | -         | -                                      |
| 9/20/2020 | Effluent           | 1         | -            | -   | -             | -     | -        | -         | -                | -                | -              | -                        | -                | -         | -                                      |
|           |                    | 2         | -            | -   | -             | -     | -        | -         | -                | -                | -              | -                        | -                | -         | -                                      |
| 9/21/2020 | Effluent           | 1         | -            | -   | -             | -     | -        | -         | -                | -                | -              | -                        | -                | -         | -                                      |
|           |                    | 2         | -            | -   | -             | -     | -        | -         | -                | -                | -              | -                        | -                | -         | -                                      |
| 9/22/2020 | Effluent           | 1         | 6.0          | 8.1 | 86.3          | 10.23 | 0.21     | 2.4       | 7                | 8.65             | 14.4           | 13.4                     | 1.44             | 580       | 6                                      |
|           |                    | 2         | 6.1          | 8.1 | 86.1          | 10.21 | 0.21     | 2.4       | -                | -                | -              | -                        | -                | -         | -                                      |
| 9/23/2020 | Effluent           | 1         | 6.1          | 8.2 | 89.4          | 10.33 | 0.22     | 2.7       | 3                | 7.34             | 13.6           | 12.9                     | 1.18             | 130       | 4                                      |
|           |                    | 2         | 6.1          | 8.2 | 88.2          | 10.21 | 0.22     | 2.6       | -                | -                | -              | -                        | -                | -         | -                                      |
| 9/24/2020 | Effluent           | 1         | 6.1          | 8.3 | 87.4          | 10.09 | 0.22     | 2.8       | 5                | 8.2              | 14.7           | 13.5                     | 1.76             | 180       | 4                                      |
|           |                    | 2         | 6.1          | 8.3 | 87.6          | 10.05 | 0.22     | 2.9       | -                | -                | -              | -                        | -                | -         | -                                      |
| 9/25/2020 | Effluent           | 1         | 7.6          | 7.4 | 78.9          | 9.18  | 0.43     | 2.6       | 9                | 7.09             | 14.3           | 13                       | 1.62             | 300       | 6                                      |
|           |                    | 2         | 7.5          | 7.4 | 78.4          | 9.10  | 0.43     | 2.5       | -                | -                | -              | -                        | -                | -         | -                                      |
| 9/26/2020 | Effluent           | 1         | 7.0          | 7.5 | 78.6          | 9.41  | 0.59     | 2.5       | 4                | 8.44             | 15.2           | 13.4                     | 1.99             | 530       | 4                                      |
|           |                    | 2         | 7.0          | 7.5 | 77.4          | 9.26  | 0.59     | 2.4       | -                | -                | -              | -                        | -                | -         | -                                      |
| 9/27/2020 | Effluent           | 1         | 6.3          | 7.9 | 76.2          | 9.05  | 0.22     | 2.5       | 4                | 6.73             | 16.9           | 16.6                     | 1.62             | 130       | 4                                      |
|           |                    | 2         | 6.5          | 7.9 | 74.4          | 8.98  | 0.23     | 2.8       | -                | -                | -              | -                        | -                | -         | -                                      |
| 9/28/2020 | Effluent           | 1         | 6.2          | 8.0 | 86.2          | 10.07 | 0.22     | 2.6       | 4                | 8.03             | 15.4           | 15.3                     | 1.92             | 110       | 4                                      |
|           |                    | 2         | 6.2          | 8.0 | 85.4          | 10.13 | 0.22     | 2.6       | -                | -                | -              | -                        | -                | -         | -                                      |
| 9/29/2020 | Effluent           | 1         | 6.1          | 7.8 | 84.2          | 10.11 | 0.22     | 0.6       | 4                | 6.28             | 14.7           | 14.4                     | 1.68             | 93        | 5                                      |
|           |                    | 2         | 6.1          | 7.8 | 83.6          | 10.03 | 0.22     | 0.7       | -                | -                | -              | -                        | -                | -         | -                                      |
| 9/30/2020 | Effluent           | 1         | 6.2          | 7.9 | 86.4          | 10.24 | 0.22     | 2.4       | 3                | 5.9              | 14.2           | 13.3                     | 1.84             | 120       | 2                                      |
|           |                    | 2         | 6.2          | 7.9 | 86.6          | 10.19 | 0.22     | 2.3       | -                | -                | -              | -                        | -                | -         | -                                      |

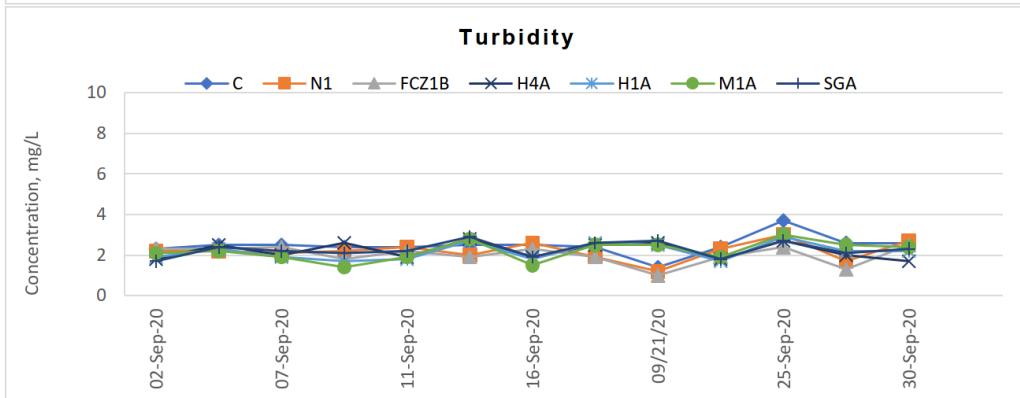
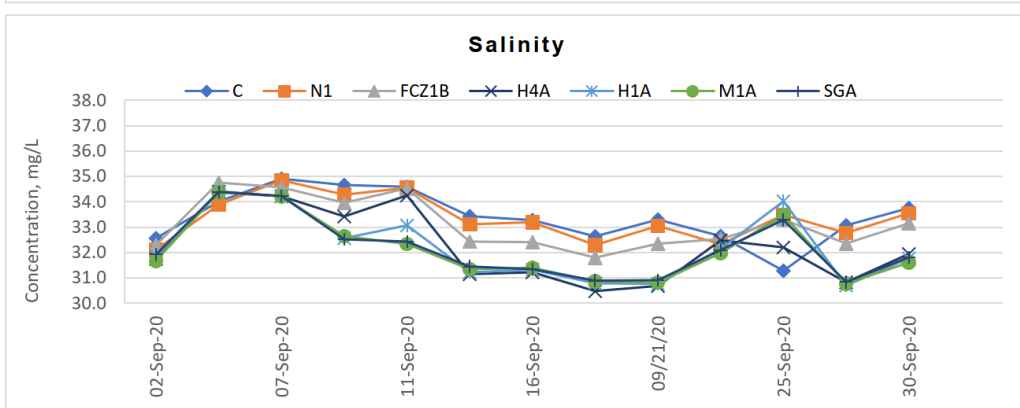
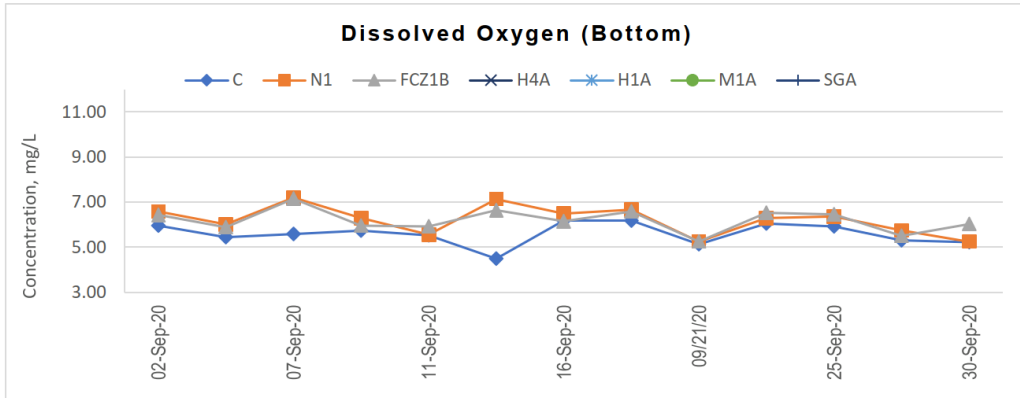
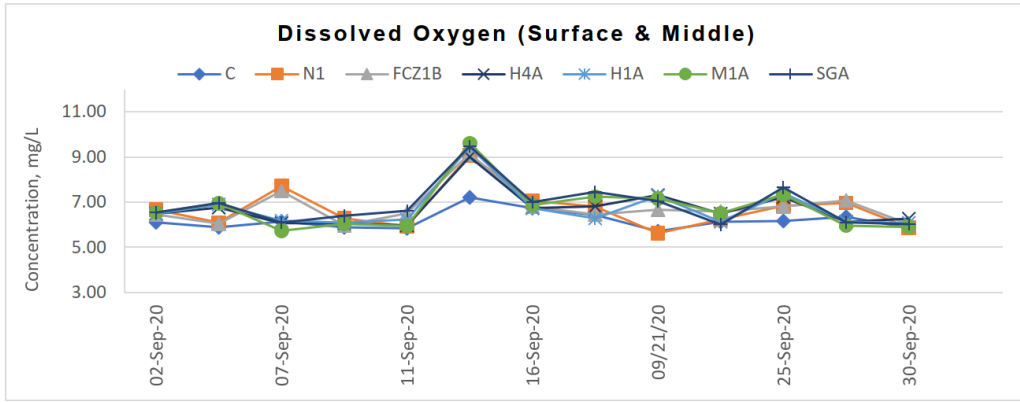
|              |    |   |      |   |     |     |      |
|--------------|----|---|------|---|-----|-----|------|
| Action Level | 20 | - | 28.6 | - | 3.3 | 664 | 13.3 |
| Limit Level  | 40 | - | 57.1 | - | 6.6 | 996 | 26.6 |

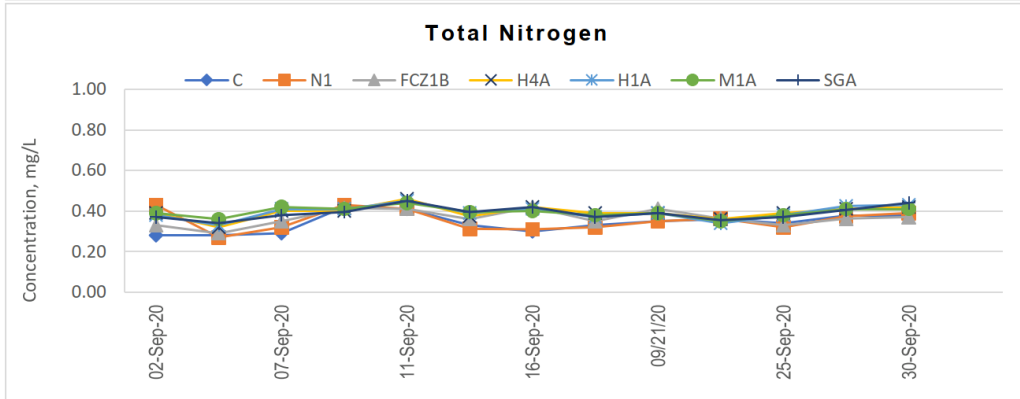
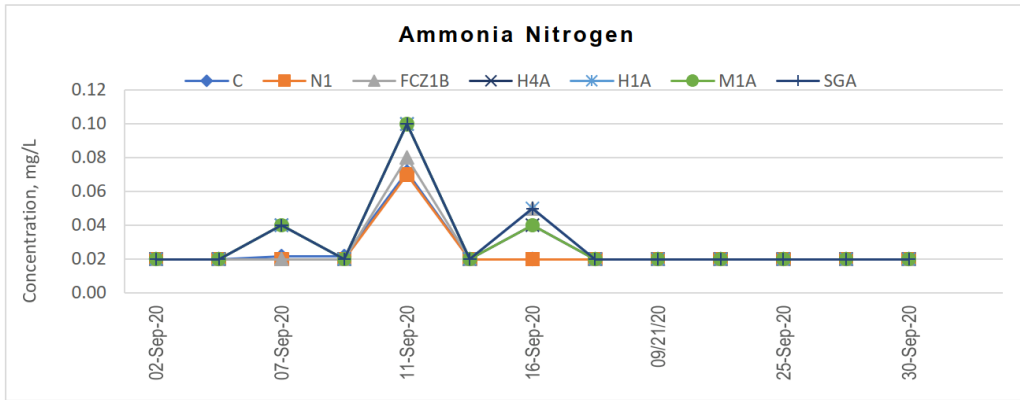
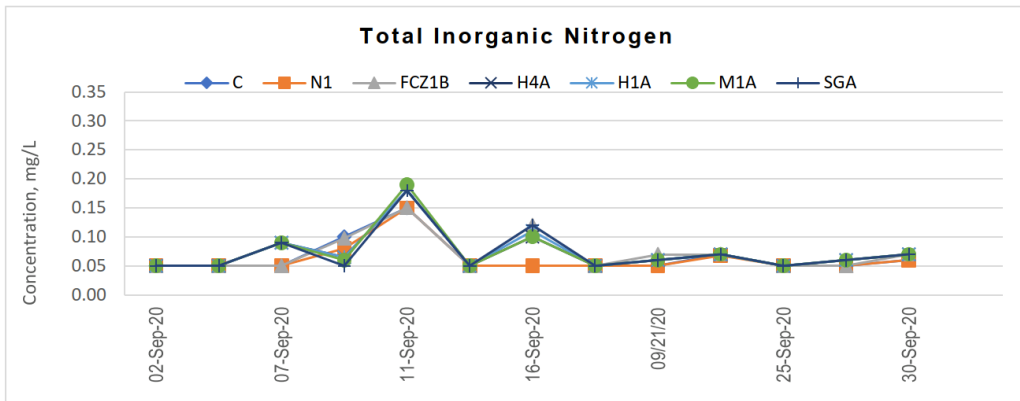
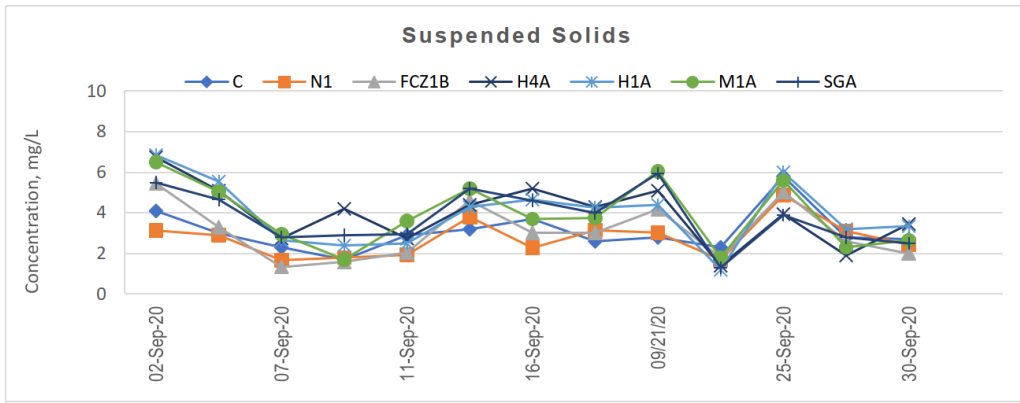
A 24-hour flow-weighted composite effluent sample was collected and mixed.

\* Effluent sample was collected by refrigerated autosampler. The collected samples were kept in low temperature during 24-hr sampling period.

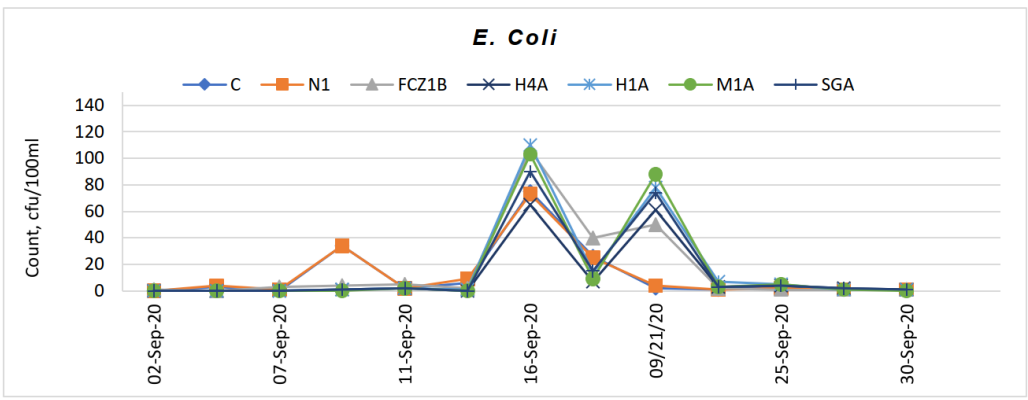
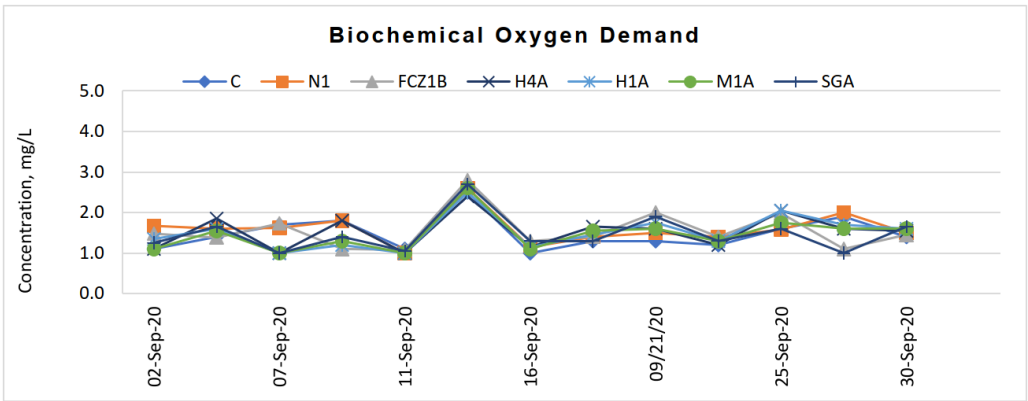
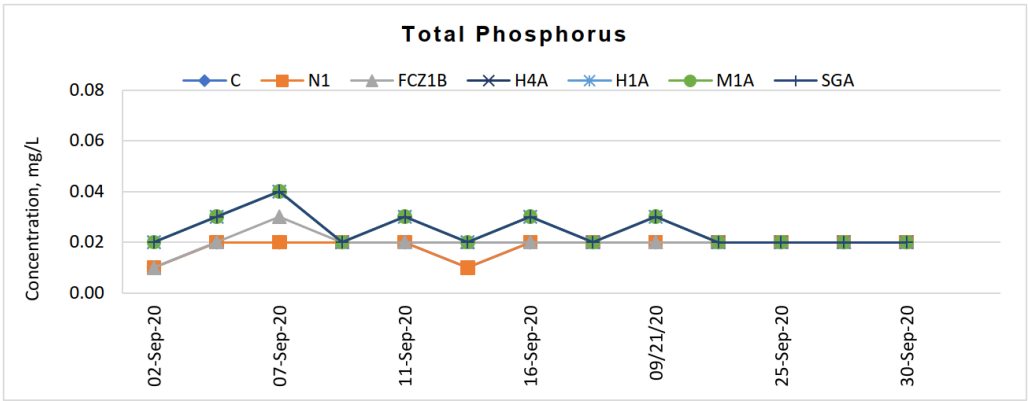
<sup>†</sup>BOD5 tested with nitrification inhibitor

#Effluent quality monitoring was suspended from 20 September 13:00 – 21 September 14:00 due to power failure of the equipment. The effluent samples on 20 and 21 September were discarded due to in-completed samples collected.

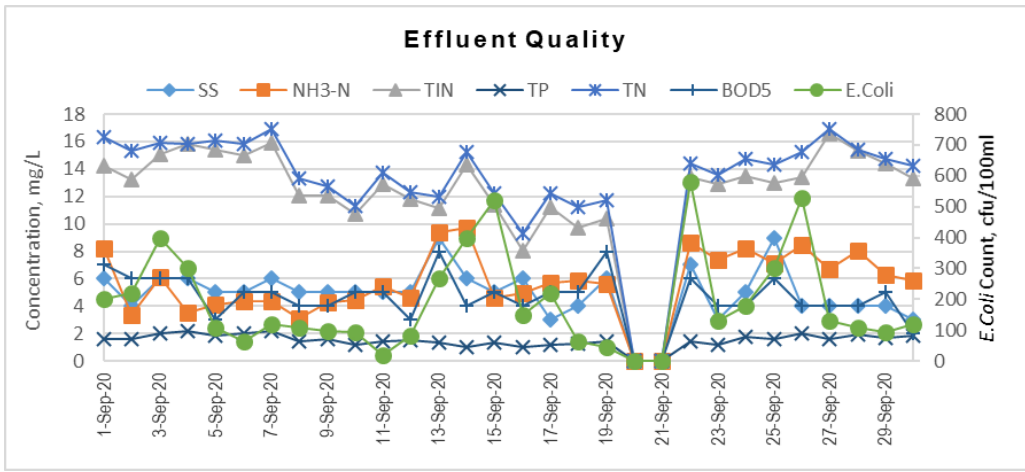




\*For Total Inorganic Nitrogen, the <0.05 will be presented as value of 0.05 in the plot.  
 \*For Ammonia Nitrogen, the <0.02 will be presented as value of 0.02 in the plot.



For E.Coli, the Not Detected will be presented as zero in the plot.



# QAQC Reports

2 September 2020

## Laboratory Duplicate (DUP) Report

| Matrix: WATER   |                  |                               |            | Laboratory Duplicate (DUP) Report |      |                 |                  |         |
|---|------------------|-------------------------------|------------|-----------------------------------|------|-----------------|------------------|---------|
| Laboratory sample ID  | Client sample ID | Method: Compound              | CAS Number | LOR                               | Unit | Original Result | Duplicate Result | RPD (%) |
| <b>EA/ED: Physical and Aggregate Properties (QC Lot: 3236701)</b> |                  |                               |            |                                   |      |                 |                  |         |
| HK2031287-001   | FCZ1B_S Ebb      | EA025: Suspended Solids (SS)  | ----       | 0.5                               | mg/L | 4.2             | 4.1              | 2.98    |
| HK2031287-039   | H4A_M Ebb        | EA025: Suspended Solids (SS)  | ----       | 0.5                               | mg/L | 6.9             | 6.6              | 3.69    |
| <b>EA/ED: Physical and Aggregate Properties (QC Lot: 3236702)</b> |                  |                               |            |                                   |      |                 |                  |         |
| HK2031287-057   | C_M Ebb          | EA025: Suspended Solids (SS)  | ----       | 0.5                               | mg/L | 4.2             | 4.4              | 5.85    |
| <b>ED/EK: Inorganic Nonmetallic Parameters (QC Lot: 3237625)</b>  |                  |                               |            |                                   |      |                 |                  |         |
| HK2031287-001   | FCZ1B_S Ebb      | EK055K: Ammonia as N          | 7664-41-7  | 0.01                              | mg/L | <0.02           | <0.02            | 0.00    |
| <b>ED/EK: Inorganic Nonmetallic Parameters (QC Lot: 3237626)</b>  |                  |                               |            |                                   |      |                 |                  |         |
| HK2031287-057   | C_M Ebb          | EK055K: Ammonia as N          | 7664-41-7  | 0.01                              | mg/L | <0.02           | <0.02            | 0.00    |
| <b>ED/EK: Inorganic Nonmetallic Parameters (QC Lot: 3239488)</b>  |                  |                               |            |                                   |      |                 |                  |         |
| HK2031287-056   | C_S_Dup Ebb      | EK067P: Total Phosphorus as P | ----       | 0.01                              | mg/L | 0.01            | <0.01            | 0.00    |
| <b>ED/EK: Inorganic Nonmetallic Parameters (QC Lot: 3239489)</b>  |                  |                               |            |                                   |      |                 |                  |         |
| HK2031287-056   | C_S_Dup Ebb      | EK062P: Total Nitrogen as N   | ----       | 0.01                              | mg/L | 0.25            | 0.25             | 0.00    |
| <b>ED/EK: Inorganic Nonmetallic Parameters (QC Lot: 3239490)</b>  |                  |                               |            |                                   |      |                 |                  |         |
| HK2031287-060   | C_B_Dup Ebb      | EK067P: Total Phosphorus as P | ----       | 0.01                              | mg/L | 0.01            | 0.01             | 0.00    |
| <b>ED/EK: Inorganic Nonmetallic Parameters (QC Lot: 3239491)</b>  |                  |                               |            |                                   |      |                 |                  |         |
| HK2031287-060   | C_B_Dup Ebb      | EK062P: Total Nitrogen as N   | ----       | 0.01                              | mg/L | 0.25            | 0.25             | 0.00    |

## Method Blank (MB), Laboratory Control Spike (LCS) and Laboratory Control Spike Duplicate (DCS) Report

| Matrix: WATER   |            | Method Blank (MB) Report |      |        | Laboratory Control Spike (LCS) and Laboratory Control Spike Duplicate (DCS) Report |                    |      |                     |      |         |               |
|---|------------|--------------------------|------|--------|--|--------------------|------|---------------------|------|---------|---------------|
| Method: Compound  | CAS Number | LOR                      | Unit | Result | Spike Concentration  | Spike Recovery (%) |      | Recovery Limits (%) |      | RPD (%) |               |
|   |            |                          |      |        |  | LCS                | DCS  | Low                 | High | Value   | Control Limit |
| <b>EA/ED: Physical and Aggregate Properties (QC Lot: 3236701)</b> |            |                          |      |        |  |                    |      |                     |      |         |               |
| EA025: Suspended Solids (SS)                                      | ----       | 0.5                      | mg/L | <0.5   | 20 mg/L  | 103                | ---- | 85.9                | 117  | ----    | ----          |
| <b>EA/ED: Physical and Aggregate Properties (QC Lot: 3236702)</b> |            |                          |      |        |  |                    |      |                     |      |         |               |
| EA025: Suspended Solids (SS)                                      | ----       | 0.5                      | mg/L | <0.5   | 20 mg/L  | 97.0               | ---- | 85.9                | 117  | ----    | ----          |
| <b>ED/EK: Inorganic Nonmetallic Parameters (QC Lot: 3237625)</b>  |            |                          |      |        |  |                    |      |                     |      |         |               |
| EK055K: Ammonia as N  | 7664-41-7  | 0.01                     | mg/L | <0.01  | 0.5 mg/L   | 104                | ---- | 93.1                | 107  | ----    | ----          |
| <b>ED/EK: Inorganic Nonmetallic Parameters (QC Lot: 3237626)</b>  |            |                          |      |        |  |                    |      |                     |      |         |               |
| EK055K: Ammonia as N  | 7664-41-7  | 0.01                     | mg/L | <0.01  | 0.5 mg/L   | 104                | ---- | 93.1                | 107  | ----    | ----          |

| Matrix: WATER  |            | Method Blank (MB) Report |      |        | Laboratory Control Spike (LCS) and Laboratory Control Spike Duplicate (DCS) Report |                    |      |                     |      |         |               |
|--|------------|--------------------------|------|--------|--|--------------------|------|---------------------|------|---------|---------------|
| Method: Compound   | CAS Number | LOR                      | Unit | Result | Spike Concentration  | Spike Recovery (%) |      | Recovery Limits (%) |      | RPD (%) |               |
|  |            |                          |      |        |  | LCS                | DCS  | Low                 | High | Value   | Control Limit |
| <b>ED/EK: Inorganic Nonmetallic Parameters (QC Lot: 3239488)</b> |            |                          |      |        |  |                    |      |                     |      |         |               |
| EK067P: Total Phosphorus as P                                    | ----       | 0.01                     | mg/L | <0.01  | 0.5 mg/L   | 98.3               | ---- | 93.6                | 102  | ----    | ----          |
| <b>ED/EK: Inorganic Nonmetallic Parameters (QC Lot: 3239489)</b> |            |                          |      |        |  |                    |      |                     |      |         |               |
| EK062P: Total Nitrogen as N                                      | ----       | 0.01                     | mg/L | <0.01  | 0.5 mg/L   | 108                | ---- | 85.0                | 115  | ----    | ----          |
| <b>ED/EK: Inorganic Nonmetallic Parameters (QC Lot: 3239490)</b> |            |                          |      |        |  |                    |      |                     |      |         |               |
| EK067P: Total Phosphorus as P                                    | ----       | 0.01                     | mg/L | <0.01  | 0.5 mg/L   | 100                | ---- | 93.6                | 102  | ----    | ----          |
| <b>ED/EK: Inorganic Nonmetallic Parameters (QC Lot: 3239491)</b> |            |                          |      |        |  |                    |      |                     |      |         |               |
| EK062P: Total Nitrogen as N                                      | ----       | 0.01                     | mg/L | <0.01  | 0.5 mg/L   | 109                | ---- | 85.0                | 115  | ----    | ----          |
| <b>EP: Aggregate Organics (QC Lot: 3237124)</b>                  |            |                          |      |        |  |                    |      |                     |      |         |               |
| EP030: Biochemical Oxygen Demand                                 | ----       | ----                     | mg/L | ----   | 198 mg/L   | 102                | ---- | 81.0                | 115  | ----    | ----          |
| <b>EP: Aggregate Organics (QC Lot: 3237125)</b>                  |            |                          |      |        |  |                    |      |                     |      |         |               |
| EP030: Biochemical Oxygen Demand                                 | ----       | ----                     | mg/L | ----   | 198 mg/L   | 102                | ---- | 81.0                | 115  | ----    | ----          |



4 September 2020

Laboratory Duplicate (DUP) Report

| Matrix: WATER   |                  |                               |            | Laboratory Duplicate (DUP) Report |      |                 |                  |         |  |
|---|------------------|-------------------------------|------------|-----------------------------------|------|-----------------|------------------|---------|--|
| Laboratory sample ID  | Client sample ID | Method: Compound              | CAS Number | LOR                               | Unit | Original Result | Duplicate Result | RPD (%) |  |
| <b>EA/ED: Physical and Aggregate Properties (QC Lot: 3244047)</b> |                  |                               |            |                                   |      |                 |                  |         |  |
| HK2031288-001   | FCZ1B_S          | EA025: Suspended Solids (SS)  | ----       | 0.5                               | mg/L | 2.2             | 2.4              | 10.9    |  |
| HK2031288-039   | H4A_M            | EA025: Suspended Solids (SS)  | ----       | 0.5                               | mg/L | 5.3             | 5.6              | 5.98    |  |
| <b>EA/ED: Physical and Aggregate Properties (QC Lot: 3244048)</b> |                  |                               |            |                                   |      |                 |                  |         |  |
| HK2031288-057   | C_M              | EA025: Suspended Solids (SS)  | ----       | 0.5                               | mg/L | 2.9             | 2.7              | 8.07    |  |
| <b>ED/EK: Inorganic Nonmetallic Parameters (QC Lot: 3242161)</b>  |                  |                               |            |                                   |      |                 |                  |         |  |
| HK2031288-001   | FCZ1B_S          | EK055K: Ammonia as N          | 7664-41-7  | 0.01                              | mg/L | <0.02           | <0.02            | 0.00    |  |
| <b>ED/EK: Inorganic Nonmetallic Parameters (QC Lot: 3242162)</b>  |                  |                               |            |                                   |      |                 |                  |         |  |
| HK2031288-058   | C_M_Dup          | EK055K: Ammonia as N          | 7664-41-7  | 0.01                              | mg/L | <0.02           | <0.02            | 0.00    |  |
| <b>ED/EK: Inorganic Nonmetallic Parameters (QC Lot: 3244322)</b>  |                  |                               |            |                                   |      |                 |                  |         |  |
| HK2031288-001   | FCZ1B_S          | EK067P: Total Phosphorus as P | ----       | 0.01                              | mg/L | 0.02            | 0.02             | 0.00    |  |
| <b>ED/EK: Inorganic Nonmetallic Parameters (QC Lot: 3244323)</b>  |                  |                               |            |                                   |      |                 |                  |         |  |
| HK2031288-001   | FCZ1B_S          | EK062P: Total Nitrogen as N   | ----       | 0.01                              | mg/L | 0.28            | 0.26             | 5.99    |  |
| <b>ED/EK: Inorganic Nonmetallic Parameters (QC Lot: 3244324)</b>  |                  |                               |            |                                   |      |                 |                  |         |  |
| HK2031288-060   | C_B_Dup          | EK067P: Total Phosphorus as P | ----       | 0.01                              | mg/L | 0.02            | 0.02             | 0.00    |  |
| <b>ED/EK: Inorganic Nonmetallic Parameters (QC Lot: 3244325)</b>  |                  |                               |            |                                   |      |                 |                  |         |  |
| HK2031288-060   | C_B_Dup          | EK062P: Total Nitrogen as N   | ----       | 0.01                              | mg/L | 0.26            | 0.25             | 0.00    |  |

Method Blank (MB), Laboratory Control Spike (LCS) and Laboratory Control Spike Duplicate (DCS) Report

| Matrix: WATER   |            | Method Blank (MB) Report |      |        | Laboratory Control Spike (LCS) and Laboratory Control Spike Duplicate (DCS) Report |                    |      |                   |      |         |               |
|---|------------|--------------------------|------|--------|--|--------------------|------|-------------------|------|---------|---------------|
| Method: Compound  | CAS Number | LOR                      | Unit | Result | Spike Concentration  | Spike Recovery (%) |      | Recovery Limit(%) |      | RPD (%) |               |
|   |            |                          |      |        |  | LCS                | DCS  | Low               | High | Value   | Control Limit |
| <b>EA/ED: Physical and Aggregate Properties (QC Lot: 3244047)</b> |            |                          |      |        |  |                    |      |                   |      |         |               |
| EA025: Suspended Solids (SS)                                      | ----       | 0.5                      | mg/L | <0.5   | 20 mg/L  | 99.5               | ---- | 85.9              | 117  | ----    | ----          |
| <b>EA/ED: Physical and Aggregate Properties (QC Lot: 3244048)</b> |            |                          |      |        |  |                    |      |                   |      |         |               |
| EA025: Suspended Solids (SS)                                      | ----       | 0.5                      | mg/L | <0.5   | 20 mg/L  | 99.0               | ---- | 85.9              | 117  | ----    | ----          |
| <b>ED/EK: Inorganic Nonmetallic Parameters (QC Lot: 3242161)</b>  |            |                          |      |        |  |                    |      |                   |      |         |               |
| EK055K: Ammonia as N  | 7664-41-7  | 0.01                     | mg/L | <0.01  | 0.5 mg/L   | 102                | ---- | 93.1              | 107  | ----    | ----          |
| <b>ED/EK: Inorganic Nonmetallic Parameters (QC Lot: 3242162)</b>  |            |                          |      |        |  |                    |      |                   |      |         |               |
| EK055K: Ammonia as N  | 7664-41-7  | 0.01                     | mg/L | <0.01  | 0.5 mg/L   | 99.7               | ---- | 93.1              | 107  | ----    | ----          |

| Matrix: WATER  |            | Method Blank (MB) Report |      |        | Laboratory Control Spike (LCS) and Laboratory Control Spike Duplicate (DCS) Report |                    |      |                   |      |         |               |
|--|------------|--------------------------|------|--------|--|--------------------|------|-------------------|------|---------|---------------|
| Method: Compound   | CAS Number | LOR                      | Unit | Result | Spike Concentration  | Spike Recovery (%) |      | Recovery Limit(%) |      | RPD (%) |               |
|  |            |                          |      |        |  | LCS                | DCS  | Low               | High | Value   | Control Limit |
| <b>ED/EK: Inorganic Nonmetallic Parameters (QC Lot: 3244322)</b> |            |                          |      |        |  |                    |      |                   |      |         |               |
| EK067P: Total Phosphorus as P                                    | ----       | 0.01                     | mg/L | <0.01  | 0.5 mg/L   | 102                | ---- | 93.6              | 102  | ----    | ----          |
| <b>ED/EK: Inorganic Nonmetallic Parameters (QC Lot: 3244323)</b> |            |                          |      |        |  |                    |      |                   |      |         |               |
| EK062P: Total Nitrogen as N                                      | ----       | 0.01                     | mg/L | <0.01  | 0.5 mg/L   | 103                | ---- | 85.0              | 115  | ----    | ----          |
| <b>ED/EK: Inorganic Nonmetallic Parameters (QC Lot: 3244324)</b> |            |                          |      |        |  |                    |      |                   |      |         |               |
| EK067P: Total Phosphorus as P                                    | ----       | 0.01                     | mg/L | <0.01  | 0.5 mg/L   | 102                | ---- | 93.6              | 102  | ----    | ----          |
| <b>ED/EK: Inorganic Nonmetallic Parameters (QC Lot: 3244325)</b> |            |                          |      |        |  |                    |      |                   |      |         |               |
| EK062P: Total Nitrogen as N                                      | ----       | 0.01                     | mg/L | <0.01  | 0.5 mg/L   | 100                | ---- | 85.0              | 115  | ----    | ----          |
| <b>EP: Aggregate Organics (QC Lot: 3240675)</b>                  |            |                          |      |        |  |                    |      |                   |      |         |               |
| EP030: Biochemical Oxygen Demand                                 | ----       | ----                     | mg/L | ----   | 198 mg/L   | 89.5               | ---- | 81.0              | 115  | ----    | ----          |
| <b>EP: Aggregate Organics (QC Lot: 3240676)</b>                  |            |                          |      |        |  |                    |      |                   |      |         |               |
| EP030: Biochemical Oxygen Demand                                 | ----       | ----                     | mg/L | ----   | 198 mg/L   | 90.3               | ---- | 81.0              | 115  | ----    | ----          |

7 September 2020

Laboratory Duplicate (DUP) Report

| Matrix: WATER   |                  |                               |            | Laboratory Duplicate (DUP) Report |      |                 |                  |         |
|---|------------------|-------------------------------|------------|-----------------------------------|------|-----------------|------------------|---------|
| Laboratory sample ID  | Client sample ID | Method: Compound              | CAS Number | LOR                               | Unit | Original Result | Duplicate Result | RPD (%) |
| <b>EA/ED: Physical and Aggregate Properties (QC Lot: 3244052)</b> |                  |                               |            |                                   |      |                 |                  |         |
| HK2032423-001   | FCZ1B_S Ebb      | EA025: Suspended Solids (SS)  | ----       | 0.5                               | mg/L | 1.7             | 1.4              | 24.4    |
| HK2032423-039   | H4A_M Ebb        | EA025: Suspended Solids (SS)  | ----       | 0.5                               | mg/L | 2.8             | 3.0              | 9.44    |
| <b>EA/ED: Physical and Aggregate Properties (QC Lot: 3244053)</b> |                  |                               |            |                                   |      |                 |                  |         |
| HK2032423-057   | C_M Ebb          | EA025: Suspended Solids (SS)  | ----       | 0.5                               | mg/L | 2.2             | 2.4              | 8.79    |
| <b>ED/EK: Inorganic Nonmetallic Parameters (QC Lot: 3243843)</b>  |                  |                               |            |                                   |      |                 |                  |         |
| HK2032423-001   | FCZ1B_S Ebb      | EK055K: Ammonia as N          | 7664-41-7  | 0.01                              | mg/L | <0.02           | <0.02            | 0.00    |
| <b>ED/EK: Inorganic Nonmetallic Parameters (QC Lot: 3243844)</b>  |                  |                               |            |                                   |      |                 |                  |         |
| HK2032423-057   | C_M Ebb          | EK055K: Ammonia as N          | 7664-41-7  | 0.01                              | mg/L | 0.03            | <0.02            | # 52.9  |
| <b>ED/EK: Inorganic Nonmetallic Parameters (QC Lot: 3244324)</b>  |                  |                               |            |                                   |      |                 |                  |         |
| HK2031288-060   | Anonymous        | EK067P: Total Phosphorus as P | ----       | 0.01                              | mg/L | 0.02            | 0.02             | 0.00    |
| <b>ED/EK: Inorganic Nonmetallic Parameters (QC Lot: 3244325)</b>  |                  |                               |            |                                   |      |                 |                  |         |
| HK2031288-060   | Anonymous        | EK062P: Total Nitrogen as N   | ----       | 0.01                              | mg/L | 0.26            | 0.25             | 0.00    |
| <b>ED/EK: Inorganic Nonmetallic Parameters (QC Lot: 3244326)</b>  |                  |                               |            |                                   |      |                 |                  |         |
| HK2032423-060   | C_B_Dup Ebb      | EK067P: Total Phosphorus as P | ----       | 0.01                              | mg/L | 0.02            | 0.02             | 0.00    |
| <b>ED/EK: Inorganic Nonmetallic Parameters (QC Lot: 3244327)</b>  |                  |                               |            |                                   |      |                 |                  |         |
| HK2032423-060   | C_B_Dup Ebb      | EK062P: Total Nitrogen as N   | ----       | 0.01                              | mg/L | 0.29            | 0.24             | 16.1    |

Method Blank (MB), Laboratory Control Spike (LCS) and Laboratory Control Spike Duplicate (DCS) Report

| Matrix: WATER   |            |      | Method Blank (MB) Report |        |                     | Laboratory Control Spike (LCS) and Laboratory Control Spike Duplicate (DCS) Report |      |                     |      |         |               |
|---|------------|------|--------------------------|--------|---------------------|--|------|---------------------|------|---------|---------------|
| Method: Compound  | CAS Number | LOR  | Unit                     | Result | Spike Concentration | Spike Recovery (%)   |      | Recovery Limits (%) |      | RPD (%) |               |
|   |            |      |                          |        |                     | LCS  | DCS  | Low                 | High | Value   | Control Limit |
| <b>EA/ED: Physical and Aggregate Properties (QC Lot: 3244052)</b> |            |      |                          |        |                     |  |      |                     |      |         |               |
| EA025: Suspended Solids (SS)                                      | ----       | 0.5  | mg/L                     | <0.5   | 20 mg/L             | 106  | ---- | 85.9                | 117  | ----    | ----          |
| <b>EA/ED: Physical and Aggregate Properties (QC Lot: 3244053)</b> |            |      |                          |        |                     |  |      |                     |      |         |               |
| EA025: Suspended Solids (SS)                                      | ----       | 0.5  | mg/L                     | <0.5   | 20 mg/L             | 104  | ---- | 85.9                | 117  | ----    | ----          |
| <b>ED/EK: Inorganic Nonmetallic Parameters (QC Lot: 3243843)</b>  |            |      |                          |        |                     |  |      |                     |      |         |               |
| EK055K: Ammonia as N  | 7664-41-7  | 0.01 | mg/L                     | <0.01  | 0.5 mg/L            | 104  | ---- | 93.1                | 107  | ----    | ----          |
| <b>ED/EK: Inorganic Nonmetallic Parameters (QC Lot: 3243844)</b>  |            |      |                          |        |                     |  |      |                     |      |         |               |
| EK055K: Ammonia as N  | 7664-41-7  | 0.01 | mg/L                     | <0.01  | 0.5 mg/L            | 98.3   | ---- | 93.1                | 107  | ----    | ----          |

| Matrix: WATER  |            |      | Method Blank (MB) Report |        |                     | Laboratory Control Spike (LCS) and Laboratory Control Spike Duplicate (DCS) Report |      |                     |      |         |               |
|--|------------|------|--------------------------|--------|---------------------|--|------|---------------------|------|---------|---------------|
| Method: Compound   | CAS Number | LOR  | Unit                     | Result | Spike Concentration | Spike Recovery (%)   |      | Recovery Limits (%) |      | RPD (%) |               |
|  |            |      |                          |        |                     | LCS  | DCS  | Low                 | High | Value   | Control Limit |
| <b>ED/EK: Inorganic Nonmetallic Parameters (QC Lot: 3244324)</b> |            |      |                          |        |                     |  |      |                     |      |         |               |
| EK067P: Total Phosphorus as P                                    | ----       | 0.01 | mg/L                     | <0.01  | 0.5 mg/L            | 102  | ---- | 93.6                | 102  | ----    | ----          |
| <b>ED/EK: Inorganic Nonmetallic Parameters (QC Lot: 3244325)</b> |            |      |                          |        |                     |  |      |                     |      |         |               |
| EK062P: Total Nitrogen as N                                      | ----       | 0.01 | mg/L                     | <0.01  | 0.5 mg/L            | 100  | ---- | 85.0                | 115  | ----    | ----          |
| <b>ED/EK: Inorganic Nonmetallic Parameters (QC Lot: 3244326)</b> |            |      |                          |        |                     |  |      |                     |      |         |               |
| EK067P: Total Phosphorus as P                                    | ----       | 0.01 | mg/L                     | <0.01  | 0.5 mg/L            | 101  | ---- | 93.6                | 102  | ----    | ----          |
| <b>ED/EK: Inorganic Nonmetallic Parameters (QC Lot: 3244327)</b> |            |      |                          |        |                     |  |      |                     |      |         |               |
| EK062P: Total Nitrogen as N                                      | ----       | 0.01 | mg/L                     | <0.01  | 0.5 mg/L            | 101  | ---- | 85.0                | 115  | ----    | ----          |
| <b>EP: Aggregate Organics (QC Lot: 3243961)</b>                  |            |      |                          |        |                     |  |      |                     |      |         |               |
| EP030: Biochemical Oxygen Demand                                 | ----       | ---- | mg/L                     | ----   | 198 mg/L            | 88.5   | ---- | 81.0                | 115  | ----    | ----          |
| <b>EP: Aggregate Organics (QC Lot: 3243962)</b>                  |            |      |                          |        |                     |  |      |                     |      |         |               |
| EP030: Biochemical Oxygen Demand                                 | ----       | ---- | mg/L                     | ----   | 198 mg/L            | 86.5   | ---- | 81.0                | 115  | ----    | ----          |

9 September 2020

Laboratory Duplicate (DUP) Report

| Matrix: WATER   |                  |                               |            | Laboratory Duplicate (DUP) Report |      |                 |                  |         |
|---|------------------|-------------------------------|------------|-----------------------------------|------|-----------------|------------------|---------|
| Laboratory sample ID  | Client sample ID | Method/Compound               | CAS Number | LOR                               | Unit | Original Result | Duplicate Result | RPD (%) |
| <b>EA/ED: Physical and Aggregate Properties (QC Lot: 3248950)</b> |                  |                               |            |                                   |      |                 |                  |         |
| HK2032425-001   | FCZ1B_S Flood    | EA025: Suspended Solids (SS)  | ----       | 0.5                               | mg/L | 1.4             | 1.3              | 0.00    |
| HK2032425-039   | H4A_M Flood      | EA025: Suspended Solids (SS)  | ----       | 0.5                               | mg/L | 4.0             | 3.8              | 5.75    |
| <b>EA/ED: Physical and Aggregate Properties (QC Lot: 3248951)</b> |                  |                               |            |                                   |      |                 |                  |         |
| HK2032425-059   | C_B Flood        | EA025: Suspended Solids (SS)  | ----       | 0.5                               | mg/L | 1.2             | 1.4              | 9.71    |
| <b>ED/EK: Inorganic Nonmetallic Parameters (QC Lot: 3247492)</b>  |                  |                               |            |                                   |      |                 |                  |         |
| HK2032425-058   | C_M_Dup Flood    | EK067P: Total Phosphorus as P | ----       | 0.01                              | mg/L | 0.02            | 0.02             | 0.00    |
| <b>ED/EK: Inorganic Nonmetallic Parameters (QC Lot: 3247493)</b>  |                  |                               |            |                                   |      |                 |                  |         |
| HK2032425-058   | C_M_Dup Flood    | EK062P: Total Nitrogen as N   | ----       | 0.01                              | mg/L | 0.42            | 0.45             | 6.73    |
| <b>ED/EK: Inorganic Nonmetallic Parameters (QC Lot: 3247494)</b>  |                  |                               |            |                                   |      |                 |                  |         |
| HK2032425-060   | C_B_Dup Flood    | EK067P: Total Phosphorus as P | ----       | 0.01                              | mg/L | 0.02            | 0.02             | 0.00    |
| <b>ED/EK: Inorganic Nonmetallic Parameters (QC Lot: 3247495)</b>  |                  |                               |            |                                   |      |                 |                  |         |
| HK2032425-060   | C_B_Dup Flood    | EK062P: Total Nitrogen as N   | ----       | 0.01                              | mg/L | 0.41            | 0.39             | 3.83    |
| <b>ED/EK: Inorganic Nonmetallic Parameters (QC Lot: 3247597)</b>  |                  |                               |            |                                   |      |                 |                  |         |
| HK2032425-001   | FCZ1B_S Flood    | EK055K: Ammonia as N          | 7664-41-7  | 0.01                              | mg/L | 0.02            | 0.02             | 0.00    |
| <b>ED/EK: Inorganic Nonmetallic Parameters (QC Lot: 3247598)</b>  |                  |                               |            |                                   |      |                 |                  |         |
| HK2032425-060   | C_B_Dup Flood    | EK055K: Ammonia as N          | 7664-41-7  | 0.01                              | mg/L | 0.02            | 0.03             | 0.00    |

Method Blank (MB), Laboratory Control Spike (LCS) and Laboratory Control Spike Duplicate (DCS) Report

| Matrix: WATER   |            | Method Blank (MB) Report |      |        | Laboratory Control Spike (LCS) and Laboratory Control Spike Duplicate (DCS) Report |                    |      |                     |      |         |               |
|---|------------|--------------------------|------|--------|--|--------------------|------|---------------------|------|---------|---------------|
| Method/Compound   | CAS Number | LOR                      | Unit | Result | Spike Concentration  | Spike Recovery (%) |      | Recovery Limits (%) |      | RPD (%) |               |
|   |            |                          |      |        |  | LCS                | DCS  | Low                 | High | Value   | Control Limit |
| <b>EA/ED: Physical and Aggregate Properties (QC Lot: 3248950)</b> |            |                          |      |        |  |                    |      |                     |      |         |               |
| EA025: Suspended Solids (SS)                                      | ----       | 0.5                      | mg/L | <0.5   | 20 mg/L  | 98.0               | ---- | 85.9                | 117  | ----    | ----          |
| <b>EA/ED: Physical and Aggregate Properties (QC Lot: 3248951)</b> |            |                          |      |        |  |                    |      |                     |      |         |               |
| EA025: Suspended Solids (SS)                                      | ----       | 0.5                      | mg/L | <0.5   | 20 mg/L  | 106                | ---- | 85.9                | 117  | ----    | ----          |
| <b>ED/EK: Inorganic Nonmetallic Parameters (QC Lot: 3247492)</b>  |            |                          |      |        |  |                    |      |                     |      |         |               |
| EK067P: Total Phosphorus as P                                     | ----       | 0.01                     | mg/L | <0.01  | 0.5 mg/L   | 98.5               | ---- | 93.6                | 102  | ----    | ----          |
| <b>ED/EK: Inorganic Nonmetallic Parameters (QC Lot: 3247493)</b>  |            |                          |      |        |  |                    |      |                     |      |         |               |
| EK062P: Total Nitrogen as N                                       | ----       | 0.01                     | mg/L | <0.01  | 0.5 mg/L   | 106                | ---- | 85.0                | 115  | ----    | ----          |

| Matrix: WATER  |            | Method Blank (MB) Report |      |        | Laboratory Control Spike (LCS) and Laboratory Control Spike Duplicate (DCS) Report |                    |      |                     |      |         |               |
|--|------------|--------------------------|------|--------|--|--------------------|------|---------------------|------|---------|---------------|
| Method/Compound  | CAS Number | LOR                      | Unit | Result | Spike Concentration  | Spike Recovery (%) |      | Recovery Limits (%) |      | RPD (%) |               |
|  |            |                          |      |        |  | LCS                | DCS  | Low                 | High | Value   | Control Limit |
| <b>ED/EK: Inorganic Nonmetallic Parameters (QC Lot: 3247494)</b> |            |                          |      |        |  |                    |      |                     |      |         |               |
| EK067P: Total Phosphorus as P                                    | ----       | 0.01                     | mg/L | <0.01  | 0.5 mg/L   | 98.3               | ---- | 93.6                | 102  | ----    | ----          |
| <b>ED/EK: Inorganic Nonmetallic Parameters (QC Lot: 3247495)</b> |            |                          |      |        |  |                    |      |                     |      |         |               |
| EK062P: Total Nitrogen as N                                      | ----       | 0.01                     | mg/L | <0.01  | 0.5 mg/L   | 106                | ---- | 85.0                | 115  | ----    | ----          |
| <b>ED/EK: Inorganic Nonmetallic Parameters (QC Lot: 3247597)</b> |            |                          |      |        |  |                    |      |                     |      |         |               |
| EK055K: Ammonia as N   | 7664-41-7  | 0.01                     | mg/L | <0.01  | 0.5 mg/L   | 102                | ---- | 93.1                | 107  | ----    | ----          |
| <b>ED/EK: Inorganic Nonmetallic Parameters (QC Lot: 3247598)</b> |            |                          |      |        |  |                    |      |                     |      |         |               |
| EK055K: Ammonia as N   | 7664-41-7  | 0.01                     | mg/L | <0.01  | 0.5 mg/L   | 104                | ---- | 93.1                | 107  | ----    | ----          |
| <b>EP: Aggregate Organics (QC Lot: 3249200)</b>                  |            |                          |      |        |  |                    |      |                     |      |         |               |
| EP030: Biochemical Oxygen Demand                                 | ----       | ----                     | mg/L | ----   | 198 mg/L   | 95.0               | ---- | 81.0                | 115  | ----    | ----          |
| <b>EP: Aggregate Organics (QC Lot: 3249201)</b>                  |            |                          |      |        |  |                    |      |                     |      |         |               |
| EP030: Biochemical Oxygen Demand                                 | ----       | ----                     | mg/L | ----   | 198 mg/L   | 102                | ---- | 81.0                | 115  | ----    | ----          |

11 September 2020

Laboratory Duplicate (DUP) Report

| Matrix: WATER   |                  |                               |            | Laboratory Duplicate (DUP) Report |      |                 |                  |         |
|---|------------------|-------------------------------|------------|-----------------------------------|------|-----------------|------------------|---------|
| Laboratory sample ID  | Client sample ID | Method/Compound               | CAS Number | LOR                               | Unit | Original Result | Duplicate Result | RPD (%) |
| <b>EA/ED: Physical and Aggregate Properties (QC Lot: 3254627)</b> |                  |                               |            |                                   |      |                 |                  |         |
| HK2032667-001   | FCZ1B_S Ebb      | EA025: Suspended Solids (SS)  | ----       | 0.5                               | mg/L | 2.2             | 2.4              | 8.60    |
| HK2032667-039   | H4A_M Ebb        | EA025: Suspended Solids (SS)  | ----       | 0.5                               | mg/L | 2.6             | 2.5              | 3.88    |
| <b>EA/ED: Physical and Aggregate Properties (QC Lot: 3254628)</b> |                  |                               |            |                                   |      |                 |                  |         |
| HK2032667-057   | C_M Ebb          | EA025: Suspended Solids (SS)  | ----       | 0.5                               | mg/L | 2.9             | 3.2              | 9.92    |
| <b>ED/EK: Inorganic Nonmetallic Parameters (QC Lot: 3252458)</b>  |                  |                               |            |                                   |      |                 |                  |         |
| HK2032667-034   | H1A_M_Dup Ebb    | EK055K: Ammonia as N          | 7664-41-7  | 0.01                              | mg/L | 0.10            | 0.10             | 0.00    |
| <b>ED/EK: Inorganic Nonmetallic Parameters (QC Lot: 3252459)</b>  |                  |                               |            |                                   |      |                 |                  |         |
| HK2032667-060   | C_B_Dup Ebb      | EK055K: Ammonia as N          | 7664-41-7  | 0.01                              | mg/L | 0.07            | 0.07             | 0.00    |
| <b>ED/EK: Inorganic Nonmetallic Parameters (QC Lot: 3254849)</b>  |                  |                               |            |                                   |      |                 |                  |         |
| HK2032667-056   | C_S_Dup Ebb      | EK067P: Total Phosphorus as P | ----       | 0.01                              | mg/L | 0.02            | 0.02             | 0.00    |
| <b>ED/EK: Inorganic Nonmetallic Parameters (QC Lot: 3254850)</b>  |                  |                               |            |                                   |      |                 |                  |         |
| HK2032667-056   | C_S_Dup Ebb      | EK062P: Total Nitrogen as N   | ----       | 0.01                              | mg/L | 0.42            | 0.42             | 0.00    |
| <b>ED/EK: Inorganic Nonmetallic Parameters (QC Lot: 3254851)</b>  |                  |                               |            |                                   |      |                 |                  |         |
| HK2032667-057   | C_M Ebb          | EK067P: Total Phosphorus as P | ----       | 0.01                              | mg/L | 0.02            | 0.02             | 0.00    |
| <b>ED/EK: Inorganic Nonmetallic Parameters (QC Lot: 3254852)</b>  |                  |                               |            |                                   |      |                 |                  |         |
| HK2032667-057   | C_M Ebb          | EK062P: Total Nitrogen as N   | ----       | 0.01                              | mg/L | 0.39            | 0.42             | 5.74    |

Method Blank (MB), Laboratory Control Spike (LCS) and Laboratory Control Spike Duplicate (DCS) Report

| Matrix: WATER   |            |                          |      |        |  |                    |      |                     |      |         |               |
|---|------------|--------------------------|------|--------|--|--------------------|------|---------------------|------|---------|---------------|
|   |            | Method Blank (MB) Report |      |        | Laboratory Control Spike (LCS) and Laboratory Control Spike Duplicate (DCS) Report |                    |      |                     |      |         |               |
| Method/Compound   | CAS Number | LOR                      | Unit | Result | Spike Concentration  | Spike Recovery (%) |      | Recovery Limits (%) |      | RPD (%) |               |
|   |            |                          |      |        |  | LCS                | DCS  | Low                 | High | Value   | Control Limit |
| <b>EA/ED: Physical and Aggregate Properties (QC Lot: 3254627)</b> |            |                          |      |        |  |                    |      |                     |      |         |               |
| EA025: Suspended Solids (SS)                                      | ----       | 0.5                      | mg/L | <0.5   | 20 mg/L  | 107                | ---- | 85.9                | 117  | ----    | ----          |
| <b>EA/ED: Physical and Aggregate Properties (QC Lot: 3254628)</b> |            |                          |      |        |  |                    |      |                     |      |         |               |
| EA025: Suspended Solids (SS)                                      | ----       | 0.5                      | mg/L | <0.5   | 20 mg/L  | 102                | ---- | 85.9                | 117  | ----    | ----          |
| <b>ED/EK: Inorganic Nonmetallic Parameters (QC Lot: 3252458)</b>  |            |                          |      |        |  |                    |      |                     |      |         |               |
| EK055K: Ammonia as N  | 7664-41-7  | 0.01                     | mg/L | <0.01  | 0.5 mg/L   | 100                | ---- | 93.1                | 107  | ----    | ----          |
| <b>ED/EK: Inorganic Nonmetallic Parameters (QC Lot: 3252459)</b>  |            |                          |      |        |  |                    |      |                     |      |         |               |
| EK055K: Ammonia as N  | 7664-41-7  | 0.01                     | mg/L | <0.01  | 0.5 mg/L   | 102                | ---- | 93.1                | 107  | ----    | ----          |

| Matrix: WATER  |            |                          |      |        |  |                    |      |                     |      |         |               |
|--|------------|--------------------------|------|--------|--|--------------------|------|---------------------|------|---------|---------------|
|  |            | Method Blank (MB) Report |      |        | Laboratory Control Spike (LCS) and Laboratory Control Spike Duplicate (DCS) Report |                    |      |                     |      |         |               |
| Method/Compound  | CAS Number | LOR                      | Unit | Result | Spike Concentration  | Spike Recovery (%) |      | Recovery Limits (%) |      | RPD (%) |               |
|  |            |                          |      |        |  | LCS                | DCS  | Low                 | High | Value   | Control Limit |
| <b>ED/EK: Inorganic Nonmetallic Parameters (QC Lot: 3254849)</b> |            |                          |      |        |  |                    |      |                     |      |         |               |
| EK067P: Total Phosphorus as P                                    | ----       | 0.01                     | mg/L | <0.01  | 0.5 mg/L   | 98.0               | ---- | 93.6                | 102  | ----    | ----          |
| <b>ED/EK: Inorganic Nonmetallic Parameters (QC Lot: 3254850)</b> |            |                          |      |        |  |                    |      |                     |      |         |               |
| EK062P: Total Nitrogen as N                                      | ----       | 0.01                     | mg/L | <0.01  | 0.5 mg/L   | 102                | ---- | 85.0                | 115  | ----    | ----          |
| <b>ED/EK: Inorganic Nonmetallic Parameters (QC Lot: 3254851)</b> |            |                          |      |        |  |                    |      |                     |      |         |               |
| EK067P: Total Phosphorus as P                                    | ----       | 0.01                     | mg/L | <0.01  | 0.5 mg/L   | 98.1               | ---- | 93.6                | 102  | ----    | ----          |
| <b>ED/EK: Inorganic Nonmetallic Parameters (QC Lot: 3254852)</b> |            |                          |      |        |  |                    |      |                     |      |         |               |
| EK062P: Total Nitrogen as N                                      | ----       | 0.01                     | mg/L | <0.01  | 0.5 mg/L   | 106                | ---- | 85.0                | 115  | ----    | ----          |
| <b>EP: Aggregate Organics (QC Lot: 3251873)</b>                  |            |                          |      |        |  |                    |      |                     |      |         |               |
| EP030: Biochemical Oxygen Demand                                 | ----       | ----                     | mg/L | ----   | 198 mg/L   | 96.7               | ---- | 81.0                | 115  | ----    | ----          |
| <b>EP: Aggregate Organics (QC Lot: 3252483)</b>                  |            |                          |      |        |  |                    |      |                     |      |         |               |
| EP030: Biochemical Oxygen Demand                                 | ----       | ----                     | mg/L | ----   | 198 mg/L   | 96.2               | ---- | 81.0                | 115  | ----    | ----          |

14 September 2020

Laboratory Duplicate (DUP) Report

| Matrix: WATER   |                  |                               |            | Laboratory Duplicate (DUP) Report |      |                 |                  |         |
|---|------------------|-------------------------------|------------|-----------------------------------|------|-----------------|------------------|---------|
| Laboratory sample ID  | Client sample ID | Method/Compound               | CAS Number | LOR                               | Unit | Original Result | Duplicate Result | RPD (%) |
| <b>EA/ED: Physical and Aggregate Properties (QC Lot: 3256941)</b> |                  |                               |            |                                   |      |                 |                  |         |
| HK2032668-001   | FCZ1B_S Flood    | EA025: Suspended Solids (SS)  | ----       | 0.5                               | mg/L | 3.8             | 4.1              | 7.59    |
| HK2032668-039   | H4A_M Flood      | EA025: Suspended Solids (SS)  | ----       | 0.5                               | mg/L | 4.2             | 3.9              | 8.05    |
| <b>EA/ED: Physical and Aggregate Properties (QC Lot: 3256942)</b> |                  |                               |            |                                   |      |                 |                  |         |
| HK2032668-059   | C_B Flood        | EA025: Suspended Solids (SS)  | ----       | 0.5                               | mg/L | 2.8             | 2.5              | 11.3    |
| <b>ED/EK: Inorganic Nonmetallic Parameters (QC Lot: 3257077)</b>  |                  |                               |            |                                   |      |                 |                  |         |
| HK2032668-001   | FCZ1B_S Flood    | EK055K: Ammonia as N          | 7664-41-7  | 0.01                              | mg/L | <0.02           | <0.02            | 0.00    |
| <b>ED/EK: Inorganic Nonmetallic Parameters (QC Lot: 3257078)</b>  |                  |                               |            |                                   |      |                 |                  |         |
| HK2032668-059   | C_B Flood        | EK055K: Ammonia as N          | 7664-41-7  | 0.01                              | mg/L | <0.02           | <0.02            | 0.00    |
| <b>ED/EK: Inorganic Nonmetallic Parameters (QC Lot: 3259307)</b>  |                  |                               |            |                                   |      |                 |                  |         |
| HK2032668-001   | FCZ1B_S Flood    | EK067P: Total Phosphorus as P | ----       | 0.01                              | mg/L | 0.02            | 0.02             | 0.00    |
| <b>ED/EK: Inorganic Nonmetallic Parameters (QC Lot: 3259308)</b>  |                  |                               |            |                                   |      |                 |                  |         |
| HK2032668-001   | FCZ1B_S Flood    | EK062P: Total Nitrogen as N   | ----       | 0.01                              | mg/L | 0.37            | 0.39             | 3.90    |
| <b>ED/EK: Inorganic Nonmetallic Parameters (QC Lot: 3259309)</b>  |                  |                               |            |                                   |      |                 |                  |         |
| HK2032668-060   | C_B_Dup Flood    | EK067P: Total Phosphorus as P | ----       | 0.01                              | mg/L | 0.01            | 0.01             | 0.00    |
| <b>ED/EK: Inorganic Nonmetallic Parameters (QC Lot: 3259310)</b>  |                  |                               |            |                                   |      |                 |                  |         |
| HK2032668-060   | C_B_Dup Flood    | EK062P: Total Nitrogen as N   | ----       | 0.01                              | mg/L | 0.35            | 0.33             | 4.33    |

Method Blank (MB), Laboratory Control Spike (LCS) and Laboratory Control Spike Duplicate (DCS) Report

| Matrix: WATER   |            | Method Blank (MB) Report |      |        | Laboratory Control Spike (LCS) and Laboratory Control Spike Duplicate (DCS) Report |                    |      |                    |      |         |               |
|---|------------|--------------------------|------|--------|--|--------------------|------|--------------------|------|---------|---------------|
| Method/Compound   | CAS Number | LOR                      | Unit | Result | Spike Concentration  | Spike Recovery (%) |      | Recovery Limits(%) |      | RPD (%) |               |
|   |            |                          |      |        |  | LCS                | DCS  | Low                | High | Value   | Control Limit |
| <b>EA/ED: Physical and Aggregate Properties (QC Lot: 3256941)</b> |            |                          |      |        |  |                    |      |                    |      |         |               |
| EA025: Suspended Solids (SS)                                      | ----       | 0.5                      | mg/L | <0.5   | 20 mg/L  | 95.5               | ---- | 85.9               | 117  | ----    | ----          |
| <b>EA/ED: Physical and Aggregate Properties (QC Lot: 3256942)</b> |            |                          |      |        |  |                    |      |                    |      |         |               |
| EA025: Suspended Solids (SS)                                      | ----       | 0.5                      | mg/L | <0.5   | 20 mg/L  | 105                | ---- | 85.9               | 117  | ----    | ----          |
| <b>ED/EK: Inorganic Nonmetallic Parameters (QC Lot: 3257077)</b>  |            |                          |      |        |  |                    |      |                    |      |         |               |
| EK055K: Ammonia as N  | 7664-41-7  | 0.01                     | mg/L | <0.01  | 0.5 mg/L   | 103                | ---- | 93.1               | 107  | ----    | ----          |
| <b>ED/EK: Inorganic Nonmetallic Parameters (QC Lot: 3257078)</b>  |            |                          |      |        |  |                    |      |                    |      |         |               |
| EK055K: Ammonia as N  | 7664-41-7  | 0.01                     | mg/L | <0.01  | 0.5 mg/L   | 104                | ---- | 93.1               | 107  | ----    | ----          |

| Matrix: WATER  |            | Method Blank (MB) Report |      |        | Laboratory Control Spike (LCS) and Laboratory Control Spike Duplicate (DCS) Report |                    |      |                    |      |         |               |
|--|------------|--------------------------|------|--------|--|--------------------|------|--------------------|------|---------|---------------|
| Method/Compound  | CAS Number | LOR                      | Unit | Result | Spike Concentration  | Spike Recovery (%) |      | Recovery Limits(%) |      | RPD (%) |               |
|  |            |                          |      |        |  | LCS                | DCS  | Low                | High | Value   | Control Limit |
| <b>ED/EK: Inorganic Nonmetallic Parameters (QC Lot: 3259307)</b> |            |                          |      |        |  |                    |      |                    |      |         |               |
| EK067P: Total Phosphorus as P                                    | ----       | 0.01                     | mg/L | <0.01  | 0.5 mg/L   | 97.5               | ---- | 93.6               | 102  | ----    | ----          |
| <b>ED/EK: Inorganic Nonmetallic Parameters (QC Lot: 3259308)</b> |            |                          |      |        |  |                    |      |                    |      |         |               |
| EK062P: Total Nitrogen as N                                      | ----       | 0.01                     | mg/L | <0.01  | 0.5 mg/L   | 105                | ---- | 85.0               | 115  | ----    | ----          |
| <b>ED/EK: Inorganic Nonmetallic Parameters (QC Lot: 3259309)</b> |            |                          |      |        |  |                    |      |                    |      |         |               |
| EK067P: Total Phosphorus as P                                    | ----       | 0.01                     | mg/L | <0.01  | 0.5 mg/L   | 97.0               | ---- | 93.6               | 102  | ----    | ----          |
| <b>ED/EK: Inorganic Nonmetallic Parameters (QC Lot: 3259310)</b> |            |                          |      |        |  |                    |      |                    |      |         |               |
| EK062P: Total Nitrogen as N                                      | ----       | 0.01                     | mg/L | <0.01  | 0.5 mg/L   | 104                | ---- | 85.0               | 115  | ----    | ----          |
| <b>EP: Aggregate Organics (QC Lot: 3255633)</b>                  |            |                          |      |        |  |                    |      |                    |      |         |               |
| EP030: Biochemical Oxygen Demand                                 | ----       | ----                     | mg/L | ----   | 198 mg/L   | 90.8               | ---- | 81.0               | 115  | ----    | ----          |
| <b>EP: Aggregate Organics (QC Lot: 3255634)</b>                  |            |                          |      |        |  |                    |      |                    |      |         |               |
| EP030: Biochemical Oxygen Demand                                 | ----       | ----                     | mg/L | ----   | 198 mg/L   | 96.5               | ---- | 81.0               | 115  | ----    | ----          |

16 September 2020

Laboratory Duplicate (DUP) Report

| Matrix: WATER   |                  |                               |            | Laboratory Duplicate (DUP) Report |      |                 |                  |         |
|---|------------------|-------------------------------|------------|-----------------------------------|------|-----------------|------------------|---------|
| Laboratory sample ID  | Client sample ID | Method/Compound               | CAS Number | LOR                               | Unit | Original Result | Duplicate Result | RPD (%) |
| <b>EA/ED: Physical and Aggregate Properties (QC Lot: 3262520)</b> |                  |                               |            |                                   |      |                 |                  |         |
| HK2033750-001   | FCZ1B_S (Ebb)    | EA025: Suspended Solids (SS)  | ----       | 0.5                               | mg/L | 2.7             | 3.0              | 10.4    |
| HK2033750-039   | H4A_M (Ebb)      | EA025: Suspended Solids (SS)  | ----       | 0.5                               | mg/L | 5.3             | 5.1              | 3.37    |
| <b>EA/ED: Physical and Aggregate Properties (QC Lot: 3262521)</b> |                  |                               |            |                                   |      |                 |                  |         |
| HK2033750-057   | C_M (Ebb)        | EA025: Suspended Solids (SS)  | ----       | 0.5                               | mg/L | 3.7             | 3.5              | 6.27    |
| <b>ED/EK: Inorganic Nonmetallic Parameters (QC Lot: 3261839)</b>  |                  |                               |            |                                   |      |                 |                  |         |
| HK2033750-001   | FCZ1B_S (Ebb)    | EK055K: Ammonia as N          | 7664-41-7  | 0.01                              | mg/L | 0.05            | 0.05             | 0.00    |
| <b>ED/EK: Inorganic Nonmetallic Parameters (QC Lot: 3261840)</b>  |                  |                               |            |                                   |      |                 |                  |         |
| HK2033750-057   | C_M (Ebb)        | EK055K: Ammonia as N          | 7664-41-7  | 0.01                              | mg/L | 0.02            | 0.03             | 0.00    |
| <b>ED/EK: Inorganic Nonmetallic Parameters (QC Lot: 3267504)</b>  |                  |                               |            |                                   |      |                 |                  |         |
| HK2033750-056   | C_S Dup (Ebb)    | EK067P: Total Phosphorus as P | ----       | 0.01                              | mg/L | 0.02            | 0.02             | 0.00    |
| <b>ED/EK: Inorganic Nonmetallic Parameters (QC Lot: 3267505)</b>  |                  |                               |            |                                   |      |                 |                  |         |
| HK2033750-056   | C_S Dup (Ebb)    | EK062P: Total Nitrogen as N   | ----       | 0.01                              | mg/L | 0.30            | 0.28             | 4.20    |
| <b>ED/EK: Inorganic Nonmetallic Parameters (QC Lot: 3267506)</b>  |                  |                               |            |                                   |      |                 |                  |         |
| HK2033751-034   | Anonymous        | EK067P: Total Phosphorus as P | ----       | 0.01                              | mg/L | 0.02            | 0.02             | 0.00    |
| <b>ED/EK: Inorganic Nonmetallic Parameters (QC Lot: 3267507)</b>  |                  |                               |            |                                   |      |                 |                  |         |
| HK2033751-034   | Anonymous        | EK062P: Total Nitrogen as N   | ----       | 0.01                              | mg/L | 0.35            | 0.36             | 2.92    |

Method Blank (MB), Laboratory Control Spike (LCS) and Laboratory Control Spike Duplicate (DCS) Report

| Matrix: WATER   |            | Method Blank (MB) Report |      |        | Laboratory Control Spike (LCS) and Laboratory Control Spike Duplicate (DCS) Report |                    |      |                     |      |         |               |
|---|------------|--------------------------|------|--------|--|--------------------|------|---------------------|------|---------|---------------|
| Method/Compound   | CAS Number | LOR                      | Unit | Result | Spike Concentration  | Spike Recovery (%) |      | Recovery Limits (%) |      | RPD (%) |               |
|   |            |                          |      |        |  | LCS                | DCS  | Low                 | High | Value   | Control Limit |
| <b>EA/ED: Physical and Aggregate Properties (QC Lot: 3262520)</b> |            |                          |      |        |  |                    |      |                     |      |         |               |
| EA025: Suspended Solids (SS)                                      | ----       | 0.5                      | mg/L | <0.5   | 20 mg/L  | 99.5               | ---- | 85.9                | 117  | ----    | ----          |
| <b>EA/ED: Physical and Aggregate Properties (QC Lot: 3262521)</b> |            |                          |      |        |  |                    |      |                     |      |         |               |
| EA025: Suspended Solids (SS)                                      | ----       | 0.5                      | mg/L | <0.5   | 20 mg/L  | 104                | ---- | 85.9                | 117  | ----    | ----          |
| <b>ED/EK: Inorganic Nonmetallic Parameters (QC Lot: 3261839)</b>  |            |                          |      |        |  |                    |      |                     |      |         |               |
| EK055K: Ammonia as N  | 7664-41-7  | 0.01                     | mg/L | <0.01  | 0.5 mg/L   | 102                | ---- | 93.1                | 107  | ----    | ----          |
| <b>ED/EK: Inorganic Nonmetallic Parameters (QC Lot: 3261840)</b>  |            |                          |      |        |  |                    |      |                     |      |         |               |
| EK055K: Ammonia as N  | 7664-41-7  | 0.01                     | mg/L | <0.01  | 0.5 mg/L   | 103                | ---- | 93.1                | 107  | ----    | ----          |

| Matrix: WATER  |            | Method Blank (MB) Report |      |        | Laboratory Control Spike (LCS) and Laboratory Control Spike Duplicate (DCS) Report |                    |      |                     |      |         |               |
|--|------------|--------------------------|------|--------|--|--------------------|------|---------------------|------|---------|---------------|
| Method/Compound  | CAS Number | LOR                      | Unit | Result | Spike Concentration  | Spike Recovery (%) |      | Recovery Limits (%) |      | RPD (%) |               |
|  |            |                          |      |        |  | LCS                | DCS  | Low                 | High | Value   | Control Limit |
| <b>ED/EK: Inorganic Nonmetallic Parameters (QC Lot: 3267504)</b> |            |                          |      |        |  |                    |      |                     |      |         |               |
| EK067P: Total Phosphorus as P                                    | ----       | 0.01                     | mg/L | <0.01  | 0.5 mg/L   | 99.7               | ---- | 93.6                | 102  | ----    | ----          |
| <b>ED/EK: Inorganic Nonmetallic Parameters (QC Lot: 3267505)</b> |            |                          |      |        |  |                    |      |                     |      |         |               |
| EK062P: Total Nitrogen as N                                      | ----       | 0.01                     | mg/L | <0.01  | 0.5 mg/L   | 102                | ---- | 85.0                | 115  | ----    | ----          |
| <b>ED/EK: Inorganic Nonmetallic Parameters (QC Lot: 3267506)</b> |            |                          |      |        |  |                    |      |                     |      |         |               |
| EK067P: Total Phosphorus as P                                    | ----       | 0.01                     | mg/L | <0.01  | 0.5 mg/L   | 99.8               | ---- | 93.6                | 102  | ----    | ----          |
| <b>ED/EK: Inorganic Nonmetallic Parameters (QC Lot: 3267507)</b> |            |                          |      |        |  |                    |      |                     |      |         |               |
| EK062P: Total Nitrogen as N                                      | ----       | 0.01                     | mg/L | <0.01  | 0.5 mg/L   | 103                | ---- | 85.0                | 115  | ----    | ----          |
| <b>EP: Aggregate Organics (QC Lot: 3259787)</b>                  |            |                          |      |        |  |                    |      |                     |      |         |               |
| EP030: Biochemical Oxygen Demand                                 | ----       | ----                     | mg/L | ----   | 198 mg/L   | 101                | ---- | 81.0                | 115  | ----    | ----          |
| <b>EP: Aggregate Organics (QC Lot: 3260185)</b>                  |            |                          |      |        |  |                    |      |                     |      |         |               |
| EP030: Biochemical Oxygen Demand                                 | ----       | ----                     | mg/L | ----   | 198 mg/L   | 91.8               | ---- | 81.0                | 115  | ----    | ----          |

18 September 2020

Laboratory Duplicate (DUP) Report

| Matrix: WATER   |                  |                               |            | Laboratory Duplicate (DUP) Report |      |                 |                  |         |
|---|------------------|-------------------------------|------------|-----------------------------------|------|-----------------|------------------|---------|
| Laboratory sample ID  | Client sample ID | Method: Compound              | CAS Number | LOR                               | Unit | Original Result | Duplicate Result | RPD (%) |
| <b>EA/ED: Physical and Aggregate Properties (QC Lot: 3267693)</b> |                  |                               |            |                                   |      |                 |                  |         |
| HK2033751-001   | FCZ1B_S Ebb      | EA025: Suspended Solids (SS)  | ----       | 0.5                               | mg/L | 3.6             | 3.6              | 0.00    |
| HK2033751-039   | H4A_M Ebb        | EA025: Suspended Solids (SS)  | ----       | 0.5                               | mg/L | 4.4             | 4.0              | 8.96    |
| <b>EA/ED: Physical and Aggregate Properties (QC Lot: 3267694)</b> |                  |                               |            |                                   |      |                 |                  |         |
| HK2033751-057   | C_M Ebb          | EA025: Suspended Solids (SS)  | ----       | 0.5                               | mg/L | 2.7             | 2.6              | 3.81    |
| <b>ED/EK: Inorganic Nonmetallic Parameters (QC Lot: 3265301)</b>  |                  |                               |            |                                   |      |                 |                  |         |
| HK2033751-001   | FCZ1B_S Ebb      | EK055K: Ammonia as N          | 7664-41-7  | 0.01                              | mg/L | <0.02           | <0.02            | 0.00    |
| <b>ED/EK: Inorganic Nonmetallic Parameters (QC Lot: 3265302)</b>  |                  |                               |            |                                   |      |                 |                  |         |
| HK2033751-060   | C_B_Dup Ebb      | EK055K: Ammonia as N          | 7664-41-7  | 0.01                              | mg/L | <0.02           | 0.02             | 0.00    |
| <b>ED/EK: Inorganic Nonmetallic Parameters (QC Lot: 3267506)</b>  |                  |                               |            |                                   |      |                 |                  |         |
| HK2033751-034   | H1A_M_Dup Ebb    | EK067P: Total Phosphorus as P | ----       | 0.01                              | mg/L | 0.02            | 0.02             | 0.00    |
| <b>ED/EK: Inorganic Nonmetallic Parameters (QC Lot: 3267507)</b>  |                  |                               |            |                                   |      |                 |                  |         |
| HK2033751-034   | H1A_M_Dup Ebb    | EK062P: Total Nitrogen as N   | ----       | 0.01                              | mg/L | 0.35            | 0.36             | 2.92    |
| <b>ED/EK: Inorganic Nonmetallic Parameters (QC Lot: 3267508)</b>  |                  |                               |            |                                   |      |                 |                  |         |
| HK2033751-060   | C_B_Dup Ebb      | EK067P: Total Phosphorus as P | ----       | 0.01                              | mg/L | 0.02            | 0.02             | 0.00    |
| <b>ED/EK: Inorganic Nonmetallic Parameters (QC Lot: 3267509)</b>  |                  |                               |            |                                   |      |                 |                  |         |
| HK2033751-060   | C_B_Dup Ebb      | EK062P: Total Nitrogen as N   | ----       | 0.01                              | mg/L | 0.34            | 0.31             | 6.76    |

Method Blank (MB), Laboratory Control Spike (LCS) and Laboratory Control Spike Duplicate (DCS) Report

| Matrix: WATER   |            | Method Blank (MB) Report |      |        | Laboratory Control Spike (LCS) and Laboratory Control Spike Duplicate (DCS) Report |                    |      |                     |      |       |               |
|---|------------|--------------------------|------|--------|--|--------------------|------|---------------------|------|-------|---------------|
| Method: Compound  | CAS Number | LOR                      | Unit | Result | Spike Concentration  | Spike Recovery (%) |      | Recovery Limits (%) |      | Value | Control Limit |
|   |            |                          |      |        |  | LCS                | DCS  | Low                 | High |       |               |
| <b>EA/ED: Physical and Aggregate Properties (QC Lot: 3267693)</b> |            |                          |      |        |  |                    |      |                     |      |       |               |
| EA025: Suspended Solids (SS)                                      | ----       | 0.5                      | mg/L | <0.5   | 20 mg/L  | 98.0               | ---- | 85.9                | 117  | ----  | ----          |
| <b>EA/ED: Physical and Aggregate Properties (QC Lot: 3267694)</b> |            |                          |      |        |  |                    |      |                     |      |       |               |
| EA025: Suspended Solids (SS)                                      | ----       | 0.5                      | mg/L | <0.5   | 20 mg/L  | 102                | ---- | 85.9                | 117  | ----  | ----          |
| <b>ED/EK: Inorganic Nonmetallic Parameters (QC Lot: 3265301)</b>  |            |                          |      |        |  |                    |      |                     |      |       |               |
| EK055K: Ammonia as N  | 7664-41-7  | 0.01                     | mg/L | <0.01  | 0.5 mg/L   | 98.4               | ---- | 93.1                | 107  | ----  | ----          |
| <b>ED/EK: Inorganic Nonmetallic Parameters (QC Lot: 3265302)</b>  |            |                          |      |        |  |                    |      |                     |      |       |               |
| EK055K: Ammonia as N  | 7664-41-7  | 0.01                     | mg/L | <0.01  | 0.5 mg/L   | 99.5               | ---- | 93.1                | 107  | ----  | ----          |

| Matrix: WATER  |            | Method Blank (MB) Report |      |        | Laboratory Control Spike (LCS) and Laboratory Control Spike Duplicate (DCS) Report |                    |      |                     |      |       |               |
|--|------------|--------------------------|------|--------|--|--------------------|------|---------------------|------|-------|---------------|
| Method: Compound   | CAS Number | LOR                      | Unit | Result | Spike Concentration  | Spike Recovery (%) |      | Recovery Limits (%) |      | Value | Control Limit |
|  |            |                          |      |        |  | LCS                | DCS  | Low                 | High |       |               |
| <b>ED/EK: Inorganic Nonmetallic Parameters (QC Lot: 3267506)</b> |            |                          |      |        |  |                    |      |                     |      |       |               |
| EK067P: Total Phosphorus as P                                    | ----       | 0.01                     | mg/L | <0.01  | 0.5 mg/L   | 98.8               | ---- | 93.6                | 102  | ----  | ----          |
| <b>ED/EK: Inorganic Nonmetallic Parameters (QC Lot: 3267507)</b> |            |                          |      |        |  |                    |      |                     |      |       |               |
| EK062P: Total Nitrogen as N                                      | ----       | 0.01                     | mg/L | <0.01  | 0.5 mg/L   | 103                | ---- | 85.0                | 115  | ----  | ----          |
| <b>ED/EK: Inorganic Nonmetallic Parameters (QC Lot: 3267508)</b> |            |                          |      |        |  |                    |      |                     |      |       |               |
| EK067P: Total Phosphorus as P                                    | ----       | 0.01                     | mg/L | <0.01  | 0.5 mg/L   | 99.4               | ---- | 93.6                | 102  | ----  | ----          |
| <b>ED/EK: Inorganic Nonmetallic Parameters (QC Lot: 3267509)</b> |            |                          |      |        |  |                    |      |                     |      |       |               |
| EK062P: Total Nitrogen as N                                      | ----       | 0.01                     | mg/L | <0.01  | 0.5 mg/L   | 104                | ---- | 85.0                | 115  | ----  | ----          |
| <b>EP: Aggregate Organics (QC Lot: 3265086)</b>                  |            |                          |      |        |  |                    |      |                     |      |       |               |
| EP030: Biochemical Oxygen Demand                                 | ----       | ----                     | mg/L | ----   | 198 mg/L   | 92.3               | ---- | 81.0                | 115  | ----  | ----          |
| <b>EP: Aggregate Organics (QC Lot: 3265087)</b>                  |            |                          |      |        |  |                    |      |                     |      |       |               |
| EP030: Biochemical Oxygen Demand                                 | ----       | ----                     | mg/L | ----   | 198 mg/L   | 92.1               | ---- | 81.0                | 115  | ----  | ----          |

21 September 2020

Laboratory Duplicate (DUP) Report

| Matrix: WATER  |                  |                               |            | Laboratory Duplicate (DUP) Report |      |                 |                  |         |
|--|------------------|-------------------------------|------------|-----------------------------------|------|-----------------|------------------|---------|
| Laboratory sample ID                                       | Client sample ID | Method/Compound               | CAS Number | LOR                               | Unit | Original Result | Duplicate Result | RPD (%) |
| EA/ED: Physical and Aggregate Properties (QC Lot: 3270379) |                  |                               |            |                                   |      |                 |                  |         |
| HK2034714-001  | FCZ1B_S Ebb      | EA025: Suspended Solids (SS)  | ----       | 0.5                               | mg/L | 3.5             | 3.7              | 6.94    |
| HK2034714-039  | H4A_M Ebb        | EA025: Suspended Solids (SS)  | ----       | 0.5                               | mg/L | 4.9             | 5.2              | 5.49    |
| EA/ED: Physical and Aggregate Properties (QC Lot: 3270380) |                  |                               |            |                                   |      |                 |                  |         |
| HK2034714-057  | C_M Ebb          | EA025: Suspended Solids (SS)  | ----       | 0.5                               | mg/L | 3.0             | 2.7              | 13.1    |
| ED/EK: Inorganic Nonmetallic Parameters (QC Lot: 3269396)  |                  |                               |            |                                   |      |                 |                  |         |
| HK2034714-001  | FCZ1B_S Ebb      | EK055K: Ammonia as N          | 7664-41-7  | 0.01                              | mg/L | <0.02           | 0.02             | 0.00    |
| ED/EK: Inorganic Nonmetallic Parameters (QC Lot: 3269397)  |                  |                               |            |                                   |      |                 |                  |         |
| HK2034714-057  | C_M Ebb          | EK055K: Ammonia as N          | 7664-41-7  | 0.01                              | mg/L | <0.02           | <0.02            | 0.00    |
| ED/EK: Inorganic Nonmetallic Parameters (QC Lot: 3274935)  |                  |                               |            |                                   |      |                 |                  |         |
| HK2034714-056  | C_S_Dup Ebb      | EK067P: Total Phosphorus as P | ----       | 0.01                              | mg/L | 0.02            | 0.02             | 0.00    |
| ED/EK: Inorganic Nonmetallic Parameters (QC Lot: 3274936)  |                  |                               |            |                                   |      |                 |                  |         |
| HK2034714-056  | C_S_Dup Ebb      | EK062P: Total Nitrogen as N   | ----       | 0.01                              | mg/L | 0.33            | 0.33             | 0.00    |
| ED/EK: Inorganic Nonmetallic Parameters (QC Lot: 3274937)  |                  |                               |            |                                   |      |                 |                  |         |
| HK2034715-054  | Anonymous        | EK067P: Total Phosphorus as P | ----       | 0.01                              | mg/L | 0.02            | 0.02             | 0.00    |
| ED/EK: Inorganic Nonmetallic Parameters (QC Lot: 3274938)  |                  |                               |            |                                   |      |                 |                  |         |
| HK2034715-054  | Anonymous        | EK062P: Total Nitrogen as N   | ----       | 0.01                              | mg/L | 0.35            | 0.36             | 0.00    |

Method Blank (MB), Laboratory Control Spike (LCS) and Laboratory Control Spike Duplicate (DCS) Report

| Matrix: WATER  |            | Method Blank (MB) Report |      |        | Laboratory Control Spike (LCS) and Laboratory Control Spike Duplicate (DCS) Report |                    |      |                    |      |         |               |
|--|------------|--------------------------|------|--------|--|--------------------|------|--------------------|------|---------|---------------|
| Method/Compound  | CAS Number | LOR                      | Unit | Result | Spike Concentration  | Spike Recovery (%) |      | Recovery Limits(%) |      | RPD (%) |               |
|  |            |                          |      |        |  | LCS                | DCS  | Low                | High | Value   | Control Limit |
| EA/ED: Physical and Aggregate Properties (QC Lot: 3270379) |            |                          |      |        |  |                    |      |                    |      |         |               |
| EA025: Suspended Solids (SS)                               | ----       | 0.5                      | mg/L | <0.5   | 20 mg/L  | 108                | ---- | 85.9               | 117  | ----    | ----          |
| EA/ED: Physical and Aggregate Properties (QC Lot: 3270380) |            |                          |      |        |  |                    |      |                    |      |         |               |
| EA025: Suspended Solids (SS)                               | ----       | 0.5                      | mg/L | <0.5   | 20 mg/L  | 97.5               | ---- | 85.9               | 117  | ----    | ----          |
| ED/EK: Inorganic Nonmetallic Parameters (QC Lot: 3269396)  |            |                          |      |        |  |                    |      |                    |      |         |               |
| EK055K: Ammonia as N                                       | 7664-41-7  | 0.01                     | mg/L | <0.01  | 0.5 mg/L   | 103                | ---- | 93.1               | 107  | ----    | ----          |
| ED/EK: Inorganic Nonmetallic Parameters (QC Lot: 3269397)  |            |                          |      |        |  |                    |      |                    |      |         |               |
| EK055K: Ammonia as N                                       | 7664-41-7  | 0.01                     | mg/L | <0.01  | 0.5 mg/L   | 102                | ---- | 93.1               | 107  | ----    | ----          |

| Matrix: WATER   |            | Method Blank (MB) Report |      |        | Laboratory Control Spike (LCS) and Laboratory Control Spike Duplicate (DCS) Report |                    |      |                    |      |         |               |
|---|------------|--------------------------|------|--------|--|--------------------|------|--------------------|------|---------|---------------|
| Method/Compound   | CAS Number | LOR                      | Unit | Result | Spike Concentration  | Spike Recovery (%) |      | Recovery Limits(%) |      | RPD (%) |               |
|   |            |                          |      |        |  | LCS                | DCS  | Low                | High | Value   | Control Limit |
| ED/EK: Inorganic Nonmetallic Parameters (QC Lot: 3274935) |            |                          |      |        |  |                    |      |                    |      |         |               |
| EK067P: Total Phosphorus as P                             | ----       | 0.01                     | mg/L | <0.01  | 0.5 mg/L   | 98.9               | ---- | 93.6               | 102  | ----    | ----          |
| ED/EK: Inorganic Nonmetallic Parameters (QC Lot: 3274936) |            |                          |      |        |  |                    |      |                    |      |         |               |
| EK062P: Total Nitrogen as N                               | ----       | 0.01                     | mg/L | <0.01  | 0.5 mg/L   | 101                | ---- | 85.0               | 115  | ----    | ----          |
| ED/EK: Inorganic Nonmetallic Parameters (QC Lot: 3274937) |            |                          |      |        |  |                    |      |                    |      |         |               |
| EK067P: Total Phosphorus as P                             | ----       | 0.01                     | mg/L | <0.01  | 0.5 mg/L   | 99.1               | ---- | 93.6               | 102  | ----    | ----          |
| ED/EK: Inorganic Nonmetallic Parameters (QC Lot: 3274938) |            |                          |      |        |  |                    |      |                    |      |         |               |
| EK062P: Total Nitrogen as N                               | ----       | 0.01                     | mg/L | <0.01  | 0.5 mg/L   | 104                | ---- | 85.0               | 115  | ----    | ----          |
| EP: Aggregate Organics (QC Lot: 3268236)                  |            |                          |      |        |  |                    |      |                    |      |         |               |
| EP030: Biochemical Oxygen Demand                          | ----       | ----                     | mg/L | ----   | 198 mg/L   | 101                | ---- | 81.0               | 115  | ----    | ----          |
| EP: Aggregate Organics (QC Lot: 3268237)                  |            |                          |      |        |  |                    |      |                    |      |         |               |
| EP030: Biochemical Oxygen Demand                          | ----       | ----                     | mg/L | ----   | 198 mg/L   | 90.9               | ---- | 81.0               | 115  | ----    | ----          |



23 September 2020

Laboratory Duplicate (DUP) Report

| Matrix: WATER   |                  |                               |            | Laboratory Duplicate (DUP) Report |      |                 |                  |         |
|---|------------------|-------------------------------|------------|-----------------------------------|------|-----------------|------------------|---------|
| Laboratory sample ID  | Client sample ID | Method/Compound               | CAS Number | LOR                               | Unit | Original Result | Duplicate Result | RPD (%) |
| <b>EA/ED: Physical and Aggregate Properties (QC Lot: 3275398)</b> |                  |                               |            |                                   |      |                 |                  |         |
| HK2034715-001   | FCZ1B_S Flood    | EA025: Suspended Solids (SS)  | ----       | 0.5                               | mg/L | 1.6             | 1.6              | 0.00    |
| HK2034715-039   | H4A_M Flood      | EA025: Suspended Solids (SS)  | ----       | 0.5                               | mg/L | 1.4             | 1.3              | 9.17    |
| <b>EA/ED: Physical and Aggregate Properties (QC Lot: 3275399)</b> |                  |                               |            |                                   |      |                 |                  |         |
| HK2034715-059   | C_B Flood        | EA025: Suspended Solids (SS)  | ----       | 0.5                               | mg/L | 1.8             | 1.6              | 13.3    |
| <b>ED/EK: Inorganic Nonmetallic Parameters (QC Lot: 3273159)</b>  |                  |                               |            |                                   |      |                 |                  |         |
| HK2034715-001   | FCZ1B_S Flood    | EK055K: Ammonia as N          | 7664-41-7  | 0.01                              | mg/L | <0.02           | <0.02            | 0.00    |
| <b>ED/EK: Inorganic Nonmetallic Parameters (QC Lot: 3273160)</b>  |                  |                               |            |                                   |      |                 |                  |         |
| HK2034715-060   | C_B_Dup Flood    | EK055K: Ammonia as N          | 7664-41-7  | 0.01                              | mg/L | <0.02           | <0.02            | 0.00    |
| <b>ED/EK: Inorganic Nonmetallic Parameters (QC Lot: 3274937)</b>  |                  |                               |            |                                   |      |                 |                  |         |
| HK2034715-054   | N2_B_Dup Flood   | EK067P: Total Phosphorus as P | ----       | 0.01                              | mg/L | 0.02            | 0.02             | 0.00    |
| <b>ED/EK: Inorganic Nonmetallic Parameters (QC Lot: 3274938)</b>  |                  |                               |            |                                   |      |                 |                  |         |
| HK2034715-054   | N2_B_Dup Flood   | EK062P: Total Nitrogen as N   | ----       | 0.01                              | mg/L | 0.35            | 0.36             | 0.00    |
| <b>ED/EK: Inorganic Nonmetallic Parameters (QC Lot: 3274939)</b>  |                  |                               |            |                                   |      |                 |                  |         |
| HK2034715-060   | C_B_Dup Flood    | EK067P: Total Phosphorus as P | ----       | 0.01                              | mg/L | 0.02            | 0.02             | 0.00    |
| <b>ED/EK: Inorganic Nonmetallic Parameters (QC Lot: 3274940)</b>  |                  |                               |            |                                   |      |                 |                  |         |
| HK2034715-060   | C_B_Dup Flood    | EK062P: Total Nitrogen as N   | ----       | 0.01                              | mg/L | 0.36            | 0.32             | 11.5    |

Method Blank (MB), Laboratory Control Spike (LCS) and Laboratory Control Spike Duplicate (DCS) Report

| Matrix: WATER   |            | Method Blank (MB) Report |      |        | Laboratory Control Spike (LCS) and Laboratory Control Spike Duplicate (DCS) Report |                    |      |                     |      |         |               |
|---|------------|--------------------------|------|--------|--|--------------------|------|---------------------|------|---------|---------------|
| Method/Compound   | CAS Number | LOR                      | Unit | Result | Spike Concentration  | Spike Recovery (%) |      | Recovery Limits (%) |      | RPD (%) |               |
|   |            |                          |      |        |  | LCS                | DCS  | Low                 | High | Value   | Control Limit |
| <b>EA/ED: Physical and Aggregate Properties (QC Lot: 3275398)</b> |            |                          |      |        |  |                    |      |                     |      |         |               |
| EA025: Suspended Solids (SS)                                      | ----       | 0.5                      | mg/L | <0.5   | 20 mg/L  | 97.0               | ---- | 85.9                | 117  | ----    | ----          |
| <b>EA/ED: Physical and Aggregate Properties (QC Lot: 3275399)</b> |            |                          |      |        |  |                    |      |                     |      |         |               |
| EA025: Suspended Solids (SS)                                      | ----       | 0.5                      | mg/L | <0.5   | 20 mg/L  | 102                | ---- | 85.9                | 117  | ----    | ----          |
| <b>ED/EK: Inorganic Nonmetallic Parameters (QC Lot: 3273159)</b>  |            |                          |      |        |  |                    |      |                     |      |         |               |
| EK055K: Ammonia as N  | 7664-41-7  | 0.01                     | mg/L | <0.01  | 0.5 mg/L   | 100                | ---- | 93.1                | 107  | ----    | ----          |
| <b>ED/EK: Inorganic Nonmetallic Parameters (QC Lot: 3273160)</b>  |            |                          |      |        |  |                    |      |                     |      |         |               |
| EK055K: Ammonia as N  | 7664-41-7  | 0.01                     | mg/L | <0.01  | 0.5 mg/L   | 100.0              | ---- | 93.1                | 107  | ----    | ----          |

| Matrix: WATER  |            | Method Blank (MB) Report |      |        | Laboratory Control Spike (LCS) and Laboratory Control Spike Duplicate (DCS) Report |                    |      |                     |      |         |               |
|--|------------|--------------------------|------|--------|--|--------------------|------|---------------------|------|---------|---------------|
| Method/Compound  | CAS Number | LOR                      | Unit | Result | Spike Concentration  | Spike Recovery (%) |      | Recovery Limits (%) |      | RPD (%) |               |
|  |            |                          |      |        |  | LCS                | DCS  | Low                 | High | Value   | Control Limit |
| <b>ED/EK: Inorganic Nonmetallic Parameters (QC Lot: 3274937)</b> |            |                          |      |        |  |                    |      |                     |      |         |               |
| EK067P: Total Phosphorus as P                                    | ----       | 0.01                     | mg/L | <0.01  | 0.5 mg/L   | 99.1               | ---- | 93.6                | 102  | ----    | ----          |
| <b>ED/EK: Inorganic Nonmetallic Parameters (QC Lot: 3274938)</b> |            |                          |      |        |  |                    |      |                     |      |         |               |
| EK062P: Total Nitrogen as N                                      | ----       | 0.01                     | mg/L | <0.01  | 0.5 mg/L   | 104                | ---- | 85.0                | 115  | ----    | ----          |
| <b>ED/EK: Inorganic Nonmetallic Parameters (QC Lot: 3274939)</b> |            |                          |      |        |  |                    |      |                     |      |         |               |
| EK067P: Total Phosphorus as P                                    | ----       | 0.01                     | mg/L | <0.01  | 0.5 mg/L   | 99.5               | ---- | 93.6                | 102  | ----    | ----          |
| <b>ED/EK: Inorganic Nonmetallic Parameters (QC Lot: 3274940)</b> |            |                          |      |        |  |                    |      |                     |      |         |               |
| EK062P: Total Nitrogen as N                                      | ----       | 0.01                     | mg/L | <0.01  | 0.5 mg/L   | 103                | ---- | 85.0                | 115  | ----    | ----          |
| <b>EP: Aggregate Organics (QC Lot: 3273194)</b>                  |            |                          |      |        |  |                    |      |                     |      |         |               |
| EP030: Biochemical Oxygen Demand                                 | ----       | ----                     | mg/L | ----   | 198 mg/L   | 99.5               | ---- | 81.0                | 115  | ----    | ----          |
| <b>EP: Aggregate Organics (QC Lot: 3273195)</b>                  |            |                          |      |        |  |                    |      |                     |      |         |               |
| EP030: Biochemical Oxygen Demand                                 | ----       | ----                     | mg/L | ----   | 198 mg/L   | 93.3               | ---- | 81.0                | 115  | ----    | ----          |

25 September 2020

Laboratory Duplicate (DUP) Report

| Matrix: WATER   |                  |                               |            | Laboratory Duplicate (DUP) Report |      |                 |                  |         |
|---|------------------|-------------------------------|------------|-----------------------------------|------|-----------------|------------------|---------|
| Laboratory sample ID  | Client sample ID | Method: Compound              | CAS Number | LOR                               | Unit | Original Result | Duplicate Result | RPD (%) |
| <b>EA/ED: Physical and Aggregate Properties (QC Lot: 3278907)</b> |                  |                               |            |                                   |      |                 |                  |         |
| HK2034716-001   | FCZ1B_S Ebb      | EA025: Suspended Solids (SS)  | ----       | 0.5                               | mg/L | 6.2             | 6.1              | 2.84    |
| HK2034716-039   | H4A_M Ebb        | EA025: Suspended Solids (SS)  | ----       | 0.5                               | mg/L | 3.8             | 4.0              | 3.85    |
| <b>EA/ED: Physical and Aggregate Properties (QC Lot: 3278908)</b> |                  |                               |            |                                   |      |                 |                  |         |
| HK2034716-057   | C_M Ebb          | EA025: Suspended Solids (SS)  | ----       | 0.5                               | mg/L | 6.0             | 5.6              | 6.96    |
| <b>ED/EK: Inorganic Nonmetallic Parameters (QC Lot: 3278174)</b>  |                  |                               |            |                                   |      |                 |                  |         |
| HK2034716-001   | FCZ1B_S Ebb      | EK055K: Ammonia as N          | 7664-41-7  | 0.01                              | mg/L | <0.02           | <0.02            | 0.00    |
| <b>ED/EK: Inorganic Nonmetallic Parameters (QC Lot: 3278175)</b>  |                  |                               |            |                                   |      |                 |                  |         |
| HK2034716-057   | C_M Ebb          | EK055K: Ammonia as N          | 7664-41-7  | 0.01                              | mg/L | <0.02           | <0.02            | 0.00    |
| <b>ED/EK: Inorganic Nonmetallic Parameters (QC Lot: 3280963)</b>  |                  |                               |            |                                   |      |                 |                  |         |
| HK2034716-056   | C_S_Dup Ebb      | EK067P: Total Phosphorus as P | ----       | 0.01                              | mg/L | 0.02            | 0.02             | 0.00    |
| <b>ED/EK: Inorganic Nonmetallic Parameters (QC Lot: 3280964)</b>  |                  |                               |            |                                   |      |                 |                  |         |
| HK2034716-056   | C_S_Dup Ebb      | EK062P: Total Nitrogen as N   | ----       | 0.01                              | mg/L | 0.36            | 0.33             | 7.58    |
| <b>ED/EK: Inorganic Nonmetallic Parameters (QC Lot: 3280966)</b>  |                  |                               |            |                                   |      |                 |                  |         |
| HK2034716-060   | C_B_Dup Ebb      | EK067P: Total Phosphorus as P | ----       | 0.01                              | mg/L | 0.02            | 0.02             | 0.00    |
| <b>ED/EK: Inorganic Nonmetallic Parameters (QC Lot: 3280966)</b>  |                  |                               |            |                                   |      |                 |                  |         |
| HK2034716-060   | C_B_Dup Ebb      | EK062P: Total Nitrogen as N   | ----       | 0.01                              | mg/L | 0.31            | 0.35             | 13.8    |

Method Blank (MB), Laboratory Control Spike (LCS) and Laboratory Control Spike Duplicate (DCS) Report

| Matrix: WATER   |            |      |      | Method Blank (MB) Report |                     | Laboratory Control Spike (LCS) and Laboratory Control Spike Duplicate (DCS) Report |      |                     |      |         |               |
|---|------------|------|------|--------------------------|---------------------|--|------|---------------------|------|---------|---------------|
| Method: Compound  | CAS Number | LOR  | Unit | Result                   | Spike Concentration | Spike Recovery (%)   |      | Recovery Limits (%) |      | RPD (%) |               |
|   |            |      |      |                          |                     | LCS  | DCS  | Low                 | High | Value   | Control Limit |
| <b>EA/ED: Physical and Aggregate Properties (QC Lot: 3278907)</b> |            |      |      |                          |                     |  |      |                     |      |         |               |
| EA025: Suspended Solids (SS)                                      | ----       | 0.5  | mg/L | <0.5                     | 20 mg/L             | 107  | ---- | 85.9                | 117  | ----    | ----          |
| <b>EA/ED: Physical and Aggregate Properties (QC Lot: 3278908)</b> |            |      |      |                          |                     |  |      |                     |      |         |               |
| EA025: Suspended Solids (SS)                                      | ----       | 0.5  | mg/L | <0.5                     | 20 mg/L             | 110  | ---- | 85.9                | 117  | ----    | ----          |
| <b>ED/EK: Inorganic Nonmetallic Parameters (QC Lot: 3278174)</b>  |            |      |      |                          |                     |  |      |                     |      |         |               |
| EK055K: Ammonia as N  | 7664-41-7  | 0.01 | mg/L | <0.01                    | 0.5 mg/L            | 100  | ---- | 93.1                | 107  | ----    | ----          |
| <b>ED/EK: Inorganic Nonmetallic Parameters (QC Lot: 3278175)</b>  |            |      |      |                          |                     |  |      |                     |      |         |               |
| EK055K: Ammonia as N  | 7664-41-7  | 0.01 | mg/L | <0.01                    | 0.5 mg/L            | 102  | ---- | 93.1                | 107  | ----    | ----          |

| Matrix: WATER  |            |      |      | Method Blank (MB) Report |                     | Laboratory Control Spike (LCS) and Laboratory Control Spike Duplicate (DCS) Report |      |                     |      |         |               |
|--|------------|------|------|--------------------------|---------------------|--|------|---------------------|------|---------|---------------|
| Method: Compound   | CAS Number | LOR  | Unit | Result                   | Spike Concentration | Spike Recovery (%)   |      | Recovery Limits (%) |      | RPD (%) |               |
|  |            |      |      |                          |                     | LCS  | DCS  | Low                 | High | Value   | Control Limit |
| <b>ED/EK: Inorganic Nonmetallic Parameters (QC Lot: 3280963)</b> |            |      |      |                          |                     |  |      |                     |      |         |               |
| EK067P: Total Phosphorus as P                                    | ----       | 0.01 | mg/L | <0.01                    | 0.5 mg/L            | 98.4   | ---- | 93.6                | 102  | ----    | ----          |
| <b>ED/EK: Inorganic Nonmetallic Parameters (QC Lot: 3280964)</b> |            |      |      |                          |                     |  |      |                     |      |         |               |
| EK062P: Total Nitrogen as N                                      | ----       | 0.01 | mg/L | <0.01                    | 0.5 mg/L            | 103  | ---- | 85.0                | 115  | ----    | ----          |
| <b>ED/EK: Inorganic Nonmetallic Parameters (QC Lot: 3280965)</b> |            |      |      |                          |                     |  |      |                     |      |         |               |
| EK067P: Total Phosphorus as P                                    | ----       | 0.01 | mg/L | <0.01                    | 0.5 mg/L            | 97.6   | ---- | 93.6                | 102  | ----    | ----          |
| <b>ED/EK: Inorganic Nonmetallic Parameters (QC Lot: 3280966)</b> |            |      |      |                          |                     |  |      |                     |      |         |               |
| EK062P: Total Nitrogen as N                                      | ----       | 0.01 | mg/L | <0.01                    | 0.5 mg/L            | 104  | ---- | 85.0                | 115  | ----    | ----          |
| <b>EP: Aggregate Organics (QC Lot: 3278243)</b>                  |            |      |      |                          |                     |  |      |                     |      |         |               |
| EP030: Biochemical Oxygen Demand                                 | ----       | ---- | mg/L | ----                     | 198 mg/L            | 90.3   | ---- | 81.0                | 115  | ----    | ----          |
| <b>EP: Aggregate Organics (QC Lot: 3278244)</b>                  |            |      |      |                          |                     |  |      |                     |      |         |               |
| EP030: Biochemical Oxygen Demand                                 | ----       | ---- | mg/L | ----                     | 198 mg/L            | 87.4   | ---- | 81.0                | 115  | ----    | ----          |

28 September 2020

Laboratory Duplicate (DUP) Report

| Matrix: WATER   |                  |                               |            | Laboratory Duplicate (DUP) Report |      |                 |                  |         |
|---|------------------|-------------------------------|------------|-----------------------------------|------|-----------------|------------------|---------|
| Laboratory sample ID  | Client sample ID | Method: Compound              | CAS Number | LOR                               | Unit | Original Result | Duplicate Result | RPD (%) |
| <b>EA/ED: Physical and Aggregate Properties (QC Lot: 3282348)</b> |                  |                               |            |                                   |      |                 |                  |         |
| HK2035498-001   | FCZ1B_S Flood    | EA025: Suspended Solids (SS)  | ---        | 0.5                               | mg/L | 1.7             | 1.9              | 12.4    |
| HK2035498-039   | H4A_M Flood      | EA025: Suspended Solids (SS)  | ---        | 0.5                               | mg/L | 1.9             | 1.6              | 16.9    |
| <b>EA/ED: Physical and Aggregate Properties (QC Lot: 3282349)</b> |                  |                               |            |                                   |      |                 |                  |         |
| HK2035498-059   | C_B Flood        | EA025: Suspended Solids (SS)  | ---        | 0.5                               | mg/L | 1.2             | 1.0              | 11.2    |
| <b>ED/EK: Inorganic Nonmetallic Parameters (QC Lot: 3283157)</b>  |                  |                               |            |                                   |      |                 |                  |         |
| HK2035498-001   | FCZ1B_S Flood    | EK055K: Ammonia as N          | 7684-41-7  | 0.01                              | mg/L | <0.02           | <0.02            | 0.00    |
| <b>ED/EK: Inorganic Nonmetallic Parameters (QC Lot: 3283158)</b>  |                  |                               |            |                                   |      |                 |                  |         |
| HK2035498-059   | C_B Flood        | EK055K: Ammonia as N          | 7684-41-7  | 0.01                              | mg/L | <0.02           | <0.02            | 0.00    |
| <b>ED/EK: Inorganic Nonmetallic Parameters (QC Lot: 3291523)</b>  |                  |                               |            |                                   |      |                 |                  |         |
| HK2035498-058   | C_M_Dup Flood    | EK067P: Total Phosphorus as P | ---        | 0.01                              | mg/L | 0.02            | 0.02             | 0.00    |
| <b>ED/EK: Inorganic Nonmetallic Parameters (QC Lot: 3291524)</b>  |                  |                               |            |                                   |      |                 |                  |         |
| HK2035498-058   | C_M_Dup Flood    | EK062P: Total Nitrogen as N   | ---        | 0.01                              | mg/L | 0.37            | 0.35             | 5.95    |
| <b>ED/EK: Inorganic Nonmetallic Parameters (QC Lot: 3291525)</b>  |                  |                               |            |                                   |      |                 |                  |         |
| HK2035499-034   | Anonymous        | EK067P: Total Phosphorus as P | ---        | 0.01                              | mg/L | 0.02            | 0.02             | 0.00    |
| <b>ED/EK: Inorganic Nonmetallic Parameters (QC Lot: 3291526)</b>  |                  |                               |            |                                   |      |                 |                  |         |
| HK2035499-034   | Anonymous        | EK062P: Total Nitrogen as N   | ---        | 0.01                              | mg/L | 0.43            | 0.42             | 0.00    |

Method Blank (MB), Laboratory Control Spike (LCS) and Laboratory Control Spike Duplicate (DCS) Report

| Matrix: WATER   |  |                          |      |      |  |                     |                    |     |                     |      |         |               |
|---|--|--------------------------|------|------|--|---------------------|--------------------|-----|---------------------|------|---------|---------------|
| Method: Compound  |  | Method Blank (MB) Report |      |      | Laboratory Control Spike (LCS) and Laboratory Control Spike Duplicate (DCS) Report |                     |                    |     |                     |      |         |               |
|   |  | CAS Number               | LOR  | Unit | Result   | Spike Concentration | Spike Recovery (%) |     | Recovery Limits (%) |      | RPD (%) |               |
|   |  |                          |      |      |  |                     | LCS                | DCS | Low                 | High | Value   | Control Limit |
| <b>EA/ED: Physical and Aggregate Properties (QC Lot: 3282348)</b> |  |                          |      |      |  |                     |                    |     |                     |      |         |               |
| EA025: Suspended Solids (SS)                                      |  | ---                      | 0.5  | mg/L | <0.5   | 20 mg/L             | 98.0               | --- | 85.9                | 117  | ---     | ---           |
| <b>EA/ED: Physical and Aggregate Properties (QC Lot: 3282349)</b> |  |                          |      |      |  |                     |                    |     |                     |      |         |               |
| EA025: Suspended Solids (SS)                                      |  | ---                      | 0.5  | mg/L | <0.5   | 20 mg/L             | 104                | --- | 85.9                | 117  | ---     | ---           |
| <b>ED/EK: Inorganic Nonmetallic Parameters (QC Lot: 3283157)</b>  |  |                          |      |      |  |                     |                    |     |                     |      |         |               |
| EK055K: Ammonia as N  |  | 7684-41-7                | 0.01 | mg/L | <0.01  | 0.5 mg/L            | 97.2               | --- | 93.1                | 107  | ---     | ---           |
| <b>ED/EK: Inorganic Nonmetallic Parameters (QC Lot: 3283158)</b>  |  |                          |      |      |  |                     |                    |     |                     |      |         |               |
| EK055K: Ammonia as N  |  | 7684-41-7                | 0.01 | mg/L | <0.01  | 0.5 mg/L            | 97.0               | --- | 93.1                | 107  | ---     | ---           |

| Matrix: WATER  |  |                          |      |      |  |                     |                    |     |                     |      |         |               |
|--|--|--------------------------|------|------|--|---------------------|--------------------|-----|---------------------|------|---------|---------------|
| Method: Compound   |  | Method Blank (MB) Report |      |      | Laboratory Control Spike (LCS) and Laboratory Control Spike Duplicate (DCS) Report |                     |                    |     |                     |      |         |               |
|  |  | CAS Number               | LOR  | Unit | Result   | Spike Concentration | Spike Recovery (%) |     | Recovery Limits (%) |      | RPD (%) |               |
|  |  |                          |      |      |  |                     | LCS                | DCS | Low                 | High | Value   | Control Limit |
| <b>ED/EK: Inorganic Nonmetallic Parameters (QC Lot: 3291523)</b> |  |                          |      |      |  |                     |                    |     |                     |      |         |               |
| EK067P: Total Phosphorus as P                                    |  | ---                      | 0.01 | mg/L | <0.01  | 0.5 mg/L            | 97.3               | --- | 93.6                | 102  | ---     | ---           |
| <b>ED/EK: Inorganic Nonmetallic Parameters (QC Lot: 3291524)</b> |  |                          |      |      |  |                     |                    |     |                     |      |         |               |
| EK062P: Total Nitrogen as N                                      |  | ---                      | 0.01 | mg/L | <0.01  | 0.5 mg/L            | 107                | --- | 85.0                | 115  | ---     | ---           |
| <b>ED/EK: Inorganic Nonmetallic Parameters (QC Lot: 3291525)</b> |  |                          |      |      |  |                     |                    |     |                     |      |         |               |
| EK067P: Total Phosphorus as P                                    |  | ---                      | 0.01 | mg/L | <0.01  | 0.5 mg/L            | 97.5               | --- | 93.6                | 102  | ---     | ---           |
| <b>ED/EK: Inorganic Nonmetallic Parameters (QC Lot: 3291526)</b> |  |                          |      |      |  |                     |                    |     |                     |      |         |               |
| EK062P: Total Nitrogen as N                                      |  | ---                      | 0.01 | mg/L | <0.01  | 0.5 mg/L            | 105                | --- | 85.0                | 115  | ---     | ---           |
| <b>EP: Aggregate Organics (QC Lot: 3281041)</b>                  |  |                          |      |      |  |                     |                    |     |                     |      |         |               |
| EP030: Biochemical Oxygen Demand                                 |  | ---                      | ---  | mg/L | ---  | 198 mg/L            | 93.0               | --- | 81.0                | 115  | ---     | ---           |
| <b>EP: Aggregate Organics (QC Lot: 3281042)</b>                  |  |                          |      |      |  |                     |                    |     |                     |      |         |               |
| EP030: Biochemical Oxygen Demand                                 |  | ---                      | ---  | mg/L | ---  | 198 mg/L            | 96.2               | --- | 81.0                | 115  | ---     | ---           |

30 September 2020

Laboratory Duplicate (DUP) Report

Matrix: WATER

|   |                  |                               |            | Laboratory Duplicate (DUP) Report |      |                 |                  |         |
|---|------------------|-------------------------------|------------|-----------------------------------|------|-----------------|------------------|---------|
| Laboratory sample ID  | Client sample ID | Method: Compound              | CAS Number | LOR                               | Unit | Original Result | Duplicate Result | RPD (%) |
| <b>EAVED: Physical and Aggregate Properties (QC Lot: 3291847)</b> |                  |                               |            |                                   |      |                 |                  |         |
| HK2035499-001   | FCZ1B_S Ebb      | EA025: Suspended Solids (SS)  | ----       | 0.5                               | mg/L | 1.7             | 1.7              | 0.00    |
| HK2035499-039   | H4A_M Ebb        | EA025: Suspended Solids (SS)  | ----       | 0.5                               | mg/L | 3.4             | 3.4              | 0.00    |
| <b>EAVED: Physical and Aggregate Properties (QC Lot: 3291848)</b> |                  |                               |            |                                   |      |                 |                  |         |
| HK2035499-057   | C_M Ebb          | EA025: Suspended Solids (SS)  | ----       | 0.5                               | mg/L | 2.6             | 2.5              | 0.00    |
| <b>EDIEK: Inorganic Nonmetallic Parameters (QC Lot: 3285132)</b>  |                  |                               |            |                                   |      |                 |                  |         |
| HK2035499-001   | FCZ1B_S Ebb      | EK055K: Ammonia as N          | 7664-41-7  | 0.01                              | mg/L | <0.02           | <0.02            | 0.00    |
| <b>EDIEK: Inorganic Nonmetallic Parameters (QC Lot: 3285133)</b>  |                  |                               |            |                                   |      |                 |                  |         |
| HK2035499-057   | C_M Ebb          | EK055K: Ammonia as N          | 7664-41-7  | 0.01                              | mg/L | <0.02           | <0.02            | 0.00    |
| <b>EDIEK: Inorganic Nonmetallic Parameters (QC Lot: 3291525)</b>  |                  |                               |            |                                   |      |                 |                  |         |
| HK2035499-034   | H1A_M_Dup Ebb    | EK067P: Total Phosphorus as P | ----       | 0.01                              | mg/L | 0.02            | 0.02             | 0.00    |
| <b>EDIEK: Inorganic Nonmetallic Parameters (QC Lot: 3291526)</b>  |                  |                               |            |                                   |      |                 |                  |         |
| HK2035499-034   | H1A_M_Dup Ebb    | EK062P: Total Nitrogen as N   | ----       | 0.01                              | mg/L | 0.43            | 0.42             | 0.00    |
| <b>EDIEK: Inorganic Nonmetallic Parameters (QC Lot: 3291527)</b>  |                  |                               |            |                                   |      |                 |                  |         |
| HK2035499-060   | C_B_Dup Ebb      | EK067P: Total Phosphorus as P | ----       | 0.01                              | mg/L | 0.02            | 0.02             | 0.00    |
| <b>EDIEK: Inorganic Nonmetallic Parameters (QC Lot: 3291528)</b>  |                  |                               |            |                                   |      |                 |                  |         |
| HK2035499-060   | C_B_Dup Ebb      | EK062P: Total Nitrogen as N   | ----       | 0.01                              | mg/L | 0.37            | 0.38             | 0.00    |

Method Blank (MB), Laboratory Control Spike (LCS) and Laboratory Control Spike Duplicate (DCS) Report

Matrix: WATER

|   |            |      |      | Method Blank (MB) Report |                     | Laboratory Control Spike (LCS) and Laboratory Control Spike Duplicate (DCS) Report |      |                    |      |         |               |
|---|------------|------|------|--------------------------|---------------------|--|------|--------------------|------|---------|---------------|
| Method: Compound  | CAS Number | LOR  | Unit | Result                   | Spike Concentration | Spike Recovery (%)   |      | Recovery Limits(%) |      | RPD (%) |               |
|   |            |      |      |                          |                     | LCS  | DCS  | Low                | High | Value   | Control Limit |
| <b>EAVED: Physical and Aggregate Properties (QC Lot: 3291847)</b> |            |      |      |                          |                     |  |      |                    |      |         |               |
| EA025: Suspended Solids (SS)                                      | ----       | 0.5  | mg/L | <0.5                     | 20 mg/L             | 91.0   | ---- | 85.9               | 117  | ----    | ----          |
| <b>EAVED: Physical and Aggregate Properties (QC Lot: 3291848)</b> |            |      |      |                          |                     |  |      |                    |      |         |               |
| EA025: Suspended Solids (SS)                                      | ----       | 0.5  | mg/L | <0.5                     | 20 mg/L             | 107  | ---- | 85.9               | 117  | ----    | ----          |
| <b>EDIEK: Inorganic Nonmetallic Parameters (QC Lot: 3285132)</b>  |            |      |      |                          |                     |  |      |                    |      |         |               |
| EK055K: Ammonia as N  | 7664-41-7  | 0.01 | mg/L | <0.01                    | 0.5 mg/L            | 96.6   | ---- | 93.1               | 107  | ----    | ----          |
| <b>EDIEK: Inorganic Nonmetallic Parameters (QC Lot: 3285133)</b>  |            |      |      |                          |                     |  |      |                    |      |         |               |
| EK055K: Ammonia as N  | 7664-41-7  | 0.01 | mg/L | <0.01                    | 0.5 mg/L            | 99.5   | ---- | 93.1               | 107  | ----    | ----          |

Matrix: WATER

|  |            |      |      | Method Blank (MB) Report |                     | Laboratory Control Spike (LCS) and Laboratory Control Spike Duplicate (DCS) Report |      |                    |      |         |               |
|--|------------|------|------|--------------------------|---------------------|--|------|--------------------|------|---------|---------------|
| Method: Compound   | CAS Number | LOR  | Unit | Result                   | Spike Concentration | Spike Recovery (%)   |      | Recovery Limits(%) |      | RPD (%) |               |
|  |            |      |      |                          |                     | LCS  | DCS  | Low                | High | Value   | Control Limit |
| <b>EDIEK: Inorganic Nonmetallic Parameters (QC Lot: 3291525)</b> |            |      |      |                          |                     |  |      |                    |      |         |               |
| EK067P: Total Phosphorus as P                                    | ----       | 0.01 | mg/L | <0.01                    | 0.5 mg/L            | 97.5   | ---- | 93.6               | 102  | ----    | ----          |
| <b>EDIEK: Inorganic Nonmetallic Parameters (QC Lot: 3291526)</b> |            |      |      |                          |                     |  |      |                    |      |         |               |
| EK062P: Total Nitrogen as N                                      | ----       | 0.01 | mg/L | <0.01                    | 0.5 mg/L            | 105  | ---- | 85.0               | 115  | ----    | ----          |
| <b>EDIEK: Inorganic Nonmetallic Parameters (QC Lot: 3291527)</b> |            |      |      |                          |                     |  |      |                    |      |         |               |
| EK067P: Total Phosphorus as P                                    | ----       | 0.01 | mg/L | <0.01                    | 0.5 mg/L            | 99.3   | ---- | 93.6               | 102  | ----    | ----          |
| <b>EDIEK: Inorganic Nonmetallic Parameters (QC Lot: 3291528)</b> |            |      |      |                          |                     |  |      |                    |      |         |               |
| EK062P: Total Nitrogen as N                                      | ----       | 0.01 | mg/L | <0.01                    | 0.5 mg/L            | 105  | ---- | 85.0               | 115  | ----    | ----          |
| <b>EP: Aggregate Organics (QC Lot: 3285135)</b>                  |            |      |      |                          |                     |  |      |                    |      |         |               |
| EP030: Biochemical Oxygen Demand                                 | ----       | ---- | mg/L | ----                     | 198 mg/L            | 95.2   | ---- | 81.0               | 115  | ----    | ----          |
| <b>EP: Aggregate Organics (QC Lot: 3285136)</b>                  |            |      |      |                          |                     |  |      |                    |      |         |               |
| EP030: Biochemical Oxygen Demand                                 | ----       | ---- | mg/L | ----                     | 198 mg/L            | 93.6   | ---- | 81.0               | 115  | ----    | ----          |

---

**APPENDIX H**

**Event and Action Plan**

---

## Appendix H Event and Action Plan

| EVENT                          | ACTION  |   |  |  |
|--------------------------------|---|---|--|--|
|                                | ET  | IEC   | ER   | Contractor   |
| <b>Construction Noise</b>      |   |   |  |  |
| Action Level                   | <ol style="list-style-type: none"> <li>1. Carry out investigation to identify the source and cause of the complaint/exceedance(s)</li> <li>2. Notify IEC, ER, and Contractor and report the results of investigation to the Contractor, ER and the IEC</li> <li>3. Discuss with the Contractor and IEC for remedial measures required</li> <li>4. If the complaint is related to the Project, conduct additional monitoring for checking mitigation effectiveness and report the findings and results to the IEC, ER and the Contractor</li> </ol>  | <ol style="list-style-type: none"> <li>1. Review the analyzed results submitted by the ET.</li> <li>2. Review the proposed remedial measures by the Contractor and advise the ER accordingly.</li> <li>3. Supervise the implementation of remedial measures.</li> </ol>   | <ol style="list-style-type: none"> <li>1. Confirm receipt of notification of Exceedance in writing.</li> <li>2. Require Contractor to propose remedial measures for the analyzed noise problem.</li> <li>3. Ensure remedial measures are properly implemented.</li> </ol>  | <ol style="list-style-type: none"> <li>1. Submit noise mitigation proposals, if required, to the IEC and ER</li> <li>2. Implement noise mitigation proposals</li> </ol>  |
| Limit Level                    | <ol style="list-style-type: none"> <li>1. Carry out investigation to identify the source and cause of the exceedance</li> <li>2. Notify IEC, ER, Project Proponent, EPD and Contractor</li> <li>3. Repeat measurements to confirm findings</li> <li>4. Provide investigation report to IEC, ER, EPD and Contractor of the exceedances</li> <li>5. If the exceedance is related to the Project, assess effectiveness by additional monitoring.</li> <li>6. Report the remedial action implemented and the additional monitoring results to IEC, EPD, ER and Contractor</li> <li>7. If exceedance stops, cease additional monitoring</li> </ol> | <ol style="list-style-type: none"> <li>1. Review the analyzed results submitted by the ET</li> <li>2. Discuss the potential remedial measures with ER, ET Leader and Contractor</li> <li>3. Review Contractors remedial actions whenever necessary to assure their effectiveness and advise the ER accordingly</li> <li>4. Supervise the implementation of remedial measures</li> </ol> | <ol style="list-style-type: none"> <li>1. Confirm receipt of notification of Exceedance in writing.</li> <li>2. Require the Contractor to propose remedial measures for the analyzed noise problem.</li> <li>3. Ensure remedial measures are properly implemented.</li> <li>4. If exceedance continues, consider what activity of the work is responsible and instruct the Contractor, in agreement with the Project Proponent, to stop that activity of work until the exceedance is abated.</li> </ol> | <ol style="list-style-type: none"> <li>1. Take immediate action to avoid further exceedance.</li> <li>2. Submit proposals for remedial actions to IEC and RE within 3 working days of notification.</li> <li>3. Implement the agreed proposals.</li> <li>4. Resubmit proposals if problem still not under control.</li> <li>5. Stop the relevant activity of works as determined by the Project Proponent until the exceedance is abated.</li> </ol> |
| <b>Landscape and Visual</b>    |   |   |  |  |
| Non-conformity on one occasion | <ol style="list-style-type: none"> <li>1. Inform the Contractor, IEC and ER;</li> <li>2. Discuss remedial actions with IEC, ER and Contractor</li> <li>3. Monitor remedial actions until rectification has been completed</li> </ol>  | <ol style="list-style-type: none"> <li>1. Check inspection report</li> <li>2. Check Contractor's working method</li> <li>3. Discuss with ET, ER and Contractor on possible remedial measures</li> <li>4. Advise ER on effectiveness of proposed remedial measures</li> </ol>  | <ol style="list-style-type: none"> <li>1. Confirm receipt of notification of non-conformity in writing</li> <li>2. Review and agree on the remedial measures proposed by the Contractor</li> <li>3. Supervise implementation of remedial measures</li> </ol>   | <ol style="list-style-type: none"> <li>1. Identify source and investigate the non-conformity</li> <li>2. Implement remedial measures</li> <li>3. Amend working methods agreed with ER as appropriate</li> <li>4. Rectify damage and undertake any necessary replacement</li> </ol>   |
| Repeated Non-conformity        | <ol style="list-style-type: none"> <li>1. Identify source(s)</li> <li>2. Inform the Contractor, IEC and ER;</li> <li>3. Discuss inspection frequency</li> <li>4. Discuss remedial actions with IEC, ER and Contractor</li> <li>5. Monitor remedial actions until rectification has been completed</li> <li>6. If non-conformity stops, cease additional monitoring</li> </ol>   | <ol style="list-style-type: none"> <li>1. Check inspection report</li> <li>2. Check Contractor's working method</li> <li>3. Discuss with ET, ER and Contractor on possible remedial measures</li> <li>4. Advise ER on effectiveness of proposed remedial measures</li> </ol>  | <ol style="list-style-type: none"> <li>1. Notify the Contractor</li> <li>2. In consultation with the ET and IEC, agree with the Contractor on the remedial measures to be implemented</li> <li>3. Supervise implementation of remedial measures</li> </ol>   | <ol style="list-style-type: none"> <li>1. Identify source and investigate the non-conformity</li> <li>2. Implement remedial measures</li> <li>3. Amend working methods agreed with ER as appropriate</li> <li>4. Rectify damage and undertake any necessary replacement. Stop relevant portion of works as determined by ER until the non-conformity is abated.</li> </ol>   |

| EVENT  | ACTION   |  |   |  |
|--|--|--|---|--|
|  | ET   | IEC  | ER  | Contractor   |
| <b>Water Quality</b>   |  |  |   |  |
| Action Level being exceeded by one sampling day                      | <ol style="list-style-type: none"> <li>1.Repeat in situ measurement on the next day of exceedance to confirm findings;</li> <li>2. Check monitoring data, plant, equipment and Contractor(s)'s working methods;</li> <li>3. Identify source(s) of impact and record in notification of exceedance;</li> <li>4. Inform IEC, Contractor(s) and ER.</li> </ol>  | <ol style="list-style-type: none"> <li>1.Check monitoring data submitted by ET and Contractor(s)'s working methods;</li> <li>2. Inform EPD and AFCD.</li> </ol>  | <ol style="list-style-type: none"> <li>1. Confirm receipt of notification of exceedance in writing;</li> <li>2. Check plant and equipment and rectify unacceptable practice</li> </ol>  | <ol style="list-style-type: none"> <li>1. Confirm receipt of notification of exceedance in writing.</li> </ol>   |
| Action Level being exceeded by two or more consecutive sampling days | <ol style="list-style-type: none"> <li>1.Repeat in situ measurement on the next day of exceedance to confirm findings;</li> <li>2. Check monitoring data, plant, equipment and Contractor(s)'s working methods;</li> <li>3. Identify source(s) of impact and record in notification of exceedance;</li> <li>4. Inform IEC, Contractor(s) and ER;</li> <li>5. Discuss with IEC and Contractor(s) on additional mitigation measures and ensure that they are implemented</li> </ol>  | <ol style="list-style-type: none"> <li>1. Check monitoring data submitted by ET and Contractor(s)'s working methods;</li> <li>2. Inform EPD and AFCD;</li> <li>3. Discuss with ET and Contractor(s) on additional mitigation measures and advise ER accordingly;</li> <li>4. Assess the effectiveness of the implemented mitigation measures.</li> </ol> | <ol style="list-style-type: none"> <li>1. Confirm receipt of notification of exceedance in writing;</li> <li>2. Check plant and equipment and rectify unacceptable practice;</li> <li>3. Consider changes of working methods;</li> <li>4. Discuss with ET and IEC on additional mitigation measures and propose them to ER within 3 working days;</li> <li>5. Implement the agreed mitigation measures.</li> </ol>                  | <ol style="list-style-type: none"> <li>1. Confirm receipt of notification of exceedance in writing;</li> <li>2. Discuss with the IEC on the proposed additional mitigation measures and agree on the mitigation measures to be implemented.</li> <li>3. Ensure additional mitigation measures are properly implemented.</li> </ol>   |
| Limit Level being exceeded by one sampling day                       | <ol style="list-style-type: none"> <li>1. Repeat in situ measurement on the next day of exceedance to confirm findings;</li> <li>2. Check monitoring data, plant, equipment and Contractor(s)'s working methods;</li> <li>3. Identify source(s) of impact and record in notification of exceedance;</li> <li>4. Inform IEC, Contractor(s) and ER;</li> <li>5. Discuss with IEC and Contractor(s) on additional mitigation measures and ensure that they are implemented</li> </ol> | <ol style="list-style-type: none"> <li>1. Check monitoring data submitted by ET and Contractor(s)'s working methods;</li> <li>2. Inform EPD and AFCD;</li> <li>3. Discuss with ET and Contractor(s) on additional mitigation measures and advise ER accordingly;</li> <li>4. Assess the effectiveness of the implemented mitigation measures.</li> </ol> | <ol style="list-style-type: none"> <li>1. Confirm receipt of notification of exceedance in writing;</li> <li>2. Check plant and equipment and rectify unacceptable practice;</li> <li>3. Critically review the need to change working methods;</li> <li>4. Discuss with ET and IEC on additional mitigation measures and propose them to ER within 3 working days;</li> <li>5. Implement the agreed mitigation measures.</li> </ol> | <ol style="list-style-type: none"> <li>1. Confirm receipt of notification of exceedance in writing;</li> <li>2. Discuss with the IEC on the proposed additional mitigation measures and agree on the mitigation measures to be implemented.</li> <li>3. Ensure additional mitigation measures are properly implemented.</li> <li>4. Request Contractor(s) to critically review the working methods.</li> </ol> |
| Limit Level being exceeded by two or more consecutive sampling days  | <ol style="list-style-type: none"> <li>1. Repeat in situ measurement on the next day of exceedance to confirm findings;</li> <li>2. Check monitoring data, plant, equipment and Contractor(s)'s working methods;</li> <li>3. Identify source(s) of impact and record in notification of exceedance;</li> <li>4. Inform IEC, Contractor(s) and ER;</li> <li>5. Discuss with IEC and Contractor(s) on additional mitigation measures and ensure that they are implemented</li> </ol> | <ol style="list-style-type: none"> <li>1. Check monitoring data submitted by ET and Contractor(s)'s working methods;</li> <li>2. Inform EPD and AFCD;</li> <li>3. Discuss with ET and Contractor(s) on additional mitigation measures and advise ER accordingly;</li> <li>4. Assess the effectiveness of the implemented mitigation measures.</li> </ol> | <ol style="list-style-type: none"> <li>1. Confirm receipt of notification of exceedance in writing;</li> <li>2. Check plant and equipment and rectify unacceptable practice;</li> <li>3. Critically review the need to change working methods;</li> <li>4. Discuss with ET and IEC on additional mitigation measures and propose them to ER within 3 working days;</li> <li>5. Implement the agreed mitigation measures.</li> </ol> | <ol style="list-style-type: none"> <li>1. Confirm receipt of notification of exceedance in writing;</li> <li>2. Discuss with the IEC on the proposed additional mitigation measures and agree on the mitigation measures to be implemented.</li> <li>3. Ensure additional mitigation measures are properly implemented.</li> <li>4. Request Contractor(s) to critically review the working methods.</li> </ol> |

**Notes:**

ET – Environmental Team, IEC – Independent Environmental Checker; ER = Engineering Representatives

---

**APPENDIX I**

**Waste Flow Table**

---



**Appendix I Waste Flow Table**

**Monthly Summary Waste Flow Table for 2020 (year)**

Name of Person completing the record: Jimmy Wong (EO)

Project : Expansion of Sha Tau Kok Sewage Treatment Works Phase 1 and Village Sewerage in Tong To Contract No.: DC/2018/03

| Month     | Actual Quantities of Inert C&D Materials Generated Monthly |                                     |                          |                          |                          |                          | Actual Quantities of Non-Inert C&D Wastes Generated Monthly |                            |                       |                |                             |
|-----------|--|-------------------------------------|--------------------------|--------------------------|--------------------------|--------------------------|---|----------------------------|-----------------------|----------------|-----------------------------|
|           | Total Quantity Generated                                   | Hard Rock and Large Broken Concrete | Reused in the Contract   | Reused in other Projects | Disposed as Public Fill  | Imported Fill            | Metals  | Paper/ cardboard packaging | Plastics (see Note 3) | Chemical Waste | Others, e.g. general refuse |
|           | (in '000m <sup>3</sup> )                                   | (in '000m <sup>3</sup> )            | (in '000m <sup>3</sup> ) | (in '000m <sup>3</sup> ) | (in '000m <sup>3</sup> ) | (in '000m <sup>3</sup> ) | (in '000 kg)  | (in '000kg)                | (in '000kg)           | (in '000kg)    | (in '000 m <sup>3</sup> )   |
| Jan       | 0.158  | 0.000                               | 0.000                    | 0.000                    | 0.158                    | 0.000                    | 0.000   | 0.000                      | 0.000                 | 0.000          | 0.011                       |
| Feb       | 0.067  | 0.000                               | 0.000                    | 0.000                    | 0.067                    | 0.000                    | 0.000   | 0.000                      | 0.000                 | 0.000          | 0.002                       |
| Mar       | 0.109  | 0.000                               | 0.000                    | 0.000                    | 0.109                    | 0.000                    | 0.000   | 0.000                      | 0.000                 | 0.000          | 0.014                       |
| Apr       | 0.353  | 0.000                               | 0.000                    | 0.000                    | 0.353                    | 0.000                    | 0.000   | 0.000                      | 0.000                 | 0.000          | 0.015                       |
| May       | 0.047  | 0.000                               | 0.000                    | 0.000                    | 0.047                    | 0.000                    | 0.000   | 0.000                      | 0.000                 | 0.000          | 0.023                       |
| Jun       | 0.028  | 0.000                               | 0.000                    | 0.000                    | 0.028                    | 0.000                    | 0.000   | 0.000                      | 0.000                 | 0.000          | 0.007                       |
| Sub-total | 0.000  | 0.000                               | 0.000                    | 0.000                    | 0.000                    | 0.000                    | 0.000   | 0.000                      | 0.000                 | 0.000          | 0.000                       |
| Jul       | 0.092  | 0.000                               | 0.000                    | 0.000                    | 0.092                    | 0.000                    | 0.000   | 0.000                      | 0.000                 | 0.000          | 0.006                       |
| Aug       | 0.144  | 0.000                               | 0.000                    | 0.000                    | 0.144                    | 0.000                    | 0.000   | 0.000                      | 0.000                 | 0.000          | 0.056                       |
| Sep       | 0.270  | 0.000                               | 0.000                    | 0.000                    | 0.270                    | 0.000                    | 0.000   | 0.000                      | 0.000                 | 0.000          | 0.007                       |
| Oct       | 0.000  | 0.000                               | 0.000                    | 0.000                    | 0.000                    | 0.000                    | 0.000   | 0.000                      | 0.000                 | 0.000          | 0.000                       |
| Nov       | 0.000  | 0.000                               | 0.000                    | 0.000                    | 0.000                    | 0.000                    | 0.000   | 0.000                      | 0.000                 | 0.000          | 0.000                       |
| Dec       | 0.000  | 0.000                               | 0.000                    | 0.000                    | 0.000                    | 0.000                    | 0.000   | 0.000                      | 0.000                 | 0.000          | 0.000                       |
| Total     | 1.268  | 0.000                               | 0.000                    | 0.000                    | 1.268                    | 0.000                    | 0.000   | 0.000                      | 0.000                 | 0.000          | 0.141                       |

- Notes:
- (1) The waste flow table shall also include C&D materials that are specified in the Contract to be imported for use at the Site.
  - (2) Plastics refer to plastic bottles/containers, plastic sheets/ foam from packaging materials.
  - (3) Broken concrete for recycling into aggregates.

---

**APPENDIX J**

**Implementation Schedule of Environmental Mitigation  
Measures**

---

**Appendix J Environmental Mitigation Implementation Schedule**

| EIA Ref            | Objective & Address                             | Stage^ (D/C/O) | Recommended Environmental Protection Measures/ Mitigation Measures  | Implementation Status in Construction Phase |
|--------------------|---|----------------|---|---|
| <b>Air Quality</b> |   |                |   |   |
| S3.7.1             | Land site/<br>During Construction               | C              | - Dust control measures stipulated in the Air Pollution Control (Construction Dust) Regulation shall be implemented during the construction of the Project to control potential fugitive dust emissions.  | ^   |
|                    |   |                | - Regular water spraying on exposed area.   | ^   |
|                    |   |                | - Vehicle wheel-washing and body washing facilities shall be provided at the site entrance.   | ^   |
|                    |   |                | - Shielding or covering with impervious sheet of stockpiled materials or exposed area when it is not used to reduce dust nuisance   | ^   |
|                    |   |                | - Site practices such as regular maintenance and checking of the diesel-driven PMEs should be adopted to avoid any black smoke emissions and to reduce gaseous emissions  | ^   |
|                    |   |                | - Open trench construction of the gravity sewers, each work front should be around 20m to 30m in length to control potential dust emission.   | N.O.  |
| S3.6.1             |   |                | - The existing sewage pumping station and rising mains should be cleaned and flushed out properly to clear away any remaining potential sources of odour emission, such as sewage sludge from the facilities. <del>The decommissioning including removal of the pumping station and rising mains should take place after the cleaning and flushing out.</del>   | N.O.  |
| S3.9.1             |   |                | - Regular site inspections on a weekly basis shall be carried out in order to confirm that the mitigation and control measures are properly implemented and are working effectively to ensure proper control of construction dust and gaseous emissions.  |   |
| S3.7.2             | During operation (Odour: for operation of TSTP) | O              | - To minimize odour problem, the sludge tankers for disposal of sludge shall be fully enclosed  | ^   |
|                    |   | O              | - Sludge produced will be thickened and dewatered to 30% dry solids prior to disposal at the landfill.  | N.O.  |
|                    |   | D/O            | - Deodourizing facility using activated carbon filters and/or bio-trickling filters were equipped for both TSTP.  | ^   |
|                    |   | D/O            | - The deodorization system would undergo maintenance annually or when the average odour removal efficiency of deodorization facility is smaller than the required odour removal efficiency.   | N.A.  |
|                    |   | D/O            | - Ventilation system was provided inside the TSTP to ensure adequate air change within the plant.   | ^   |
| S3.9.2             | During operation (Odour: for operation of TSTP) | O              | - A commissioning test is recommended to be performed for the operation phase to ascertain the effectiveness of the deodorization systems at the TSTP. Exhaust air flow rate, temperature of exhaust, odour concentrations at the outlet of the deodorization systems should be monitored during the commissioning test.  | ^   |
|                    |   | O              | - Weekly monitoring of odour emission at the exhausts at TSTP by taking odour samples is recommended to be conducted in the first two months of the first year of the operation.  | ^   |
|                    |   | O              | - Provided that the monitoring results show no non-compliance on a weekly basis during the first two months, it is recommended to reduce the frequency to monthly in the subsequent four months and further reduce to quarterly in the remaining six months of the first year if no non-compliance is found. If there is any non-compliance, the operator should inspect the deodorization unit. Frequency of odour monitoring should not be reduced unless no non-compliance is found. Quarterly odour monitoring is also recommended to continue in the second year of the operation. If compliance can be achieved consistently throughout the first two years of operation, the Project Proponent may propose and seek approval with EPD to reduce monitoring frequency to every six month or yearly basis for subsequent years of operation. | N.A.  |
| S3.9.2             | During operation (Odour: for operation of TSTP) | O              | - Odour patrol is proposed during the period of maintenance or cleaning of the deodorization system for TSTP. It is generally defined as Level 0 to Level 4 in which Level 0 means no odour and Level 4 means unacceptable odour. If Level 3 – 4 is reported and the source of odour is confirmed to be originated from the exhaust of TSTP, the operator should be notified immediately and should investigate and rectify the problem of the cleaning or maintenance works within 24 hours in order to restore the level to below Level 2.  | N.A.  |
| <b>Noise</b>       |   |                |   |   |

| EIA Ref              | Objective & Address  | Stage^ (D/C/O) | Recommended Environmental Protection Measures/ Mitigation Measures   | Implementation Status in Construction Phase |
|----------------------|--|----------------|--|---|
| S4.8                 | Noise Control / During construction  | C              | - Use of quiet PME / quiet construction method.  | ^   |
|                      |  |                | - Movable noise barriers of 3m in height with skid footing should be used and located within a few metres of stationary plant and mobile plant such that the line of sight to the NSR is blocked by the barriers. The length of the barrier should be at least five times greater than its height. The noise barrier material should have a superficial surface density of at least 7 kg m <sup>2</sup> and have no openings or gaps.  | N.O.  |
|                      |  |                | - Only well-maintained plant should be operated on-site and plant should be serviced regularly during the construction phase.  | ^   |
|                      |  |                | - Silencers or mufflers on construction equipment should be utilised and properly maintained during the construction phase.  | ^   |
|                      |  |                | - Mobile plant, if any, should be sited as far away from NSRs as possible.   | ^   |
|                      |  |                | - Machines and plant (such as trucks) that may be in intermittent use should be shut down between work periods or should be throttled down to a minimum.   | ^   |
|                      |  |                | - Plant known to emit noise strongly in one direction should, wherever possible, be orientated so that the noise is directed away from the nearby NSRs.  | ^   |
|                      |  |                | - Material stockpiles and other structures should be effectively utilised, wherever practicable, in screening noise from on-site construction activities.  | N.O.  |
|                      |  |                | - The construction activities should be planned and carried out in sequence rather than simultaneously at each location. Therefore, only one unit of each type of equipment should be operated at any one time.  | ^   |
|                      | - Open trench construction of the gravity sewers, each work front should be around 20m to 30m in length. | N.O.           |  |   |
|                      | During operation   | O              | - Include noise levels specification when ordering new equipment items   | ^   |
|                      | During operation   | O              | - Develop and implement a regularly scheduled equipment maintenance programme so that equipment items are properly operated and serviced. The programme should be implemented by properly trained personnel.   | N.A.  |
| S4.11                | During construction  | C              | - Designated monitoring stations as defined in EM&A Manual/During construction phase.  | ^   |
| <b>Water Quality</b> |  |                |  |   |
| S5.9.3               | Marine Dredging/ During construction   | C              | - A number of standard measures and good site practices should be implemented to avoid / minimize the potential impacts from marine construction. These measures include: <ul style="list-style-type: none"> <li>• All vessels should be well maintained and inspected before use to limit any potential discharges to the marine environment;</li> <li>• All vessels must have a clean ballast system;</li> <li>• No soil waste is allowed to be disposed overboard.</li> </ul> | N.A.  |
| S5.9.3               | Marine Dredging/ During construction   | C              | - No discharge of sewage/grey wastewater should be allowed. Wastewater from potentially contaminated area on working vessels should be minimized and collected. These kinds of wastewater should be brought back to port and discharged at appropriate collection and treatment system.  | N.A.  |
| EP Clause 2.11       | Marine Dredging/ During construction   | C              | - The submarine outfall in Starling Inlet shall be constructed by trenchless method such as Horizontal Directional Drilling or equivalent such that the seabed (except at the diffuser location) will not be disturbed.  | N.A.  |
|                      |  |                | - Cofferdam shall be installed at the receiving pit of the diffuser of submarine outfall. Excavation of sediment and construction of the diffuser shall be conducted in dry condition within the fully-drained cofferdam.  | N.A.  |
| S5.9.4               | Land site & drainage/  | C              | - <b>General Construction Activities</b><br>Standard site practices outlined in ProPECC PN 1/94 "Construction Site Drainage" should be followed as far as practicable in order to reduce surface runoff, minimize erosion, and also to retain and reduce any SS prior to discharge.  | ^   |

| EIA Ref | Objective & Address                       | Stage^ (D/C/O) | Recommended Environmental Protection Measures/ Mitigation Measures   | Implementation Status in Construction Phase |
|---------|---|----------------|--|---|
|         | During construction                       |                | - Silt removal facilities such as silt traps or sedimentation facilities should be provided to remove silt particles from runoff to meet the requirements of the TM standard under the WPCO. The design of silt removal facilities should be based on the guidelines provided in ProPECC PN 1/94.  | ^   |
|         |   |                | - All drainage facilities and erosion and sediment control structures should be inspected on a regular basis and maintained to confirm proper and efficient operation at all times and particularly during rainstorms. Deposited silt and grit should be removed regularly.  | ^   |
|         |   |                | - Earthworks to form the final surfaces should be followed up with surface protection and drainage works to prevent erosion caused by rainstorms.  | ^   |
|         |   |                | - Appropriate surface drainage should be designed and provided where necessary.  | ^   |
|         |   |                | - The precautions to be taken at any time of year when rainstorms are likely together with the actions to be taken when a rainstorm is imminent or forecasted and actions to be taken during or after rainstorms are summarised in Appendix A2 of ProPECC PN 1/94.   | ^   |
|         |   |                | - Oil interceptors should be provided in the drainage system where necessary and regularly emptied to prevent the release of oil and grease into the storm water drainage system after accidental spillages.   | ^   |
| S5.9.4  | Land site & drainage/ During construction | C              | - Temporary and permanent drainage pipes and culverts provided to facilitate runoff discharge, if any, should be adequately designed for the controlled release of storm flows. The temporary diverted drainage, if any, should be reinstated to the original condition when the construction work has finished or when the temporary diversion is no longer required.   | ^   |
| S5.9.5  | Land site & drainage/ During construction | C              | - Appropriate infiltration control, such as cofferdam wall, should be adopted to limit groundwater inflow to the excavation works areas in the Project site. Groundwater pumped out from excavation area should be discharged into the storm system via silt removal facilities.   | N.O.  |
| S5.9.6  | Land site & drainage/ During construction | C              | - If needed, appropriate numbers of portable toilets shall be provided by a licensed contractor to serve the construction workers over the construction site to prevent direct disposal of sewage into the water environment.  | ^   |
| S5.9.7  |   |                | - <b>Spillage of Chemicals</b><br>Site drainage should be well maintained and good construction practices should be observed to ensure that oil, fuels, solvents and other chemicals are managed, stored and handled properly and do not enter the nearby streams or marine water.   | ^   |
| S5.9.9  | During operation                          | O              | - The following design measures are also provided in the TSTP <del>and the expanded STKSTW</del> to avoid the risk of emergency discharge:<br><ul style="list-style-type: none"> <li>•Provision of dual power supply and backup generator to eliminate the risk of power failure;</li> <li>•Provision of standby equipment (online and on-shelf) for all treatment units;</li> <li>•Operation of STKSTW is under 24-hour monitoring by Shift Team of Sha Tau Kok (for new STKSTW) and/or Shek Wu Hui STW in order to allow inspection and any necessary repair works by DSD at the earliest possible time;</li> <li>•A remote control and monitoring system (SCADA) will also be installed to allow off-site DSD staff (Shift Team) to monitor the operation of STKSTW; and</li> <li>•Provision of on-site storage of raw sewage up to 6 hours for the TSTP <del>and STKSTW</del></li> </ul> | ^   |
| S5.9.10 | During operation                          | O              | - Additional measures provided to avoid plant failure associated fine screen include:<br><ul style="list-style-type: none"> <li>•2 duties + 1 standby fine screens would be provided;</li> <li>•Uninstalled spare parts would be provided;</li> <li>•Monitoring equipment of fine screens would be installed;</li> <li>•Routine inspection and scheduled maintenance works would be strengthened and carried out regularly; and</li> <li>•Equipment and necessary measures such as lifting opening would be provided to shorten the time required for replacement of screen.</li> </ul>  | N.A.  |

| EIA Ref  | Objective & Address                  | Stage^ (D/C/O) | Recommended Environmental Protection Measures/ Mitigation Measures  | Implementation Status in Construction Phase |
|--|--------------------------------------|----------------|---|---|
| S5.9.12  | During operation                     | O              | - To avoid cross-connection of the reclaimed water supply to the potable water supply, the pipes for the reclaimed water will be specially arranged to differentiate them from that of the potable water pipe, e.g. clearly labelled with warning signs and notices, colour-coded, and/or using different pipe size.  | N.A.  |
|  |                                      |                | - Caution would also be taken to avoid the use of high pressure jet in cleansing and landscape irrigation to minimize aerosol formation from the reclaimed effluent   | N.A.  |
| S5.12.1  | Marine Dredging/ During construction | C              | - Marine water quality monitoring at selected WSRs is recommended for installation, maintenance and removal of sheetpile and sediment removal works under this Project. Site audit would also be conducted throughout the marine and land-based construction under this Project. Details environmental monitoring procedures and audit requirements are provided in the standalone EM&A manual.   | N.A.  |
| S5.12.2  | During operation                     | O              | - Marine water quality monitoring at selected WSRs is recommended for the first year of (1) interim operation of the TSTP, <del>(2) operation of phase 1 and (3) phase 2 expansion of the STKSTW.</del> Follow-up water quality monitoring should be commenced within 24 hours after an emergency discharge event and continue until the recovery of water quality. Monitoring of effluent quality would also be required for WPCO permit requirement. Detailed environmental monitoring procedures are provided in the standalone EM&A manual. | ^   |
| <b>Waste Management &amp; Land Contamination</b> |                                      |                |   |   |
| S6.6.1   | During construction                  | C              | - An Environmental Management Plan (EMP) in accordance with ETWB TCW No. 19/2005 – “Environmental Management on Construction Sites” should be prepared by the main Contractor of each construction contract upon appointment. The EMP should describe the arrangements for avoidance, reduction, reuse, recovery, recycling, storage, collection, treatment and disposal of different categories of waste to be generated from the construction activities.   | ^   |
| S6.6.3   | During construction                  | C              | - An appropriate person, such as site agent or environmental officer should be nominated, to be responsible for good site practices, arrangement for collection and effective disposal of all wastes generated at the site to an approved facility. Training of construction staff should be undertaken by the Contractor about the concept of site cleanliness and appropriate waste management procedures. Requirements for staff training should be included in the EMP.   | ^   |
| S6.6.4   | During construction                  | C              | - Good planning and site management practices should be employed to eliminate over ordering or mixing of construction materials to reduce wastage. Regular cleaning and maintenance of the waste storage area should be provided.   | ^   |
| S6.6.5   | During construction                  | C              | - A recording system for the amount of wastes generated, recycled and disposed (including the disposal sites) should be implemented in accordance with DEVB TCW No. 6/2010. In order to monitor the disposal of C&D materials and solid wastes at public fill reception facilities and landfills and to control fly-tipping, a trip-ticket system should be included.   | ^   |
| S6.6.6   | During construction                  | C              | - Imported soft fill and rocks, if required, should be sourced from CEDD's fill bank, other projects or other approved sources instead of using new materials. Approval from the Engineer and all other relevant parties should be obtained by the Contractor before importation of the fill materials.   | N.O.  |
| S6.6.7   | During construction                  | C              | - All waste materials should be segregated into categories covering:<br><ul style="list-style-type: none"> <li>•inert C&amp;D materials suitable for public filling facilities;</li> <li>•recyclable materials / waste;</li> <li>•remaining non-inert C&amp;D materials for landfill;</li> <li>•spent bentonite for public filling facilities;</li> <li>•chemical waste; and</li> <li>•general refuse for landfill</li> </ul>   | ^   |
| S6.6.9   | During construction                  | C              | - Proper segregation and disposal of construction waste should be implemented. Separate containers should be provided for inert and non-inert wastes.   | ^   |
| S6.6.11  | During construction                  | C              | - The reuse of inert C&D materials such as soil, rock and broken concrete should be maximised. Waste should be separated into fine, soft and hard materials.  | N.A.  |

| EIA Ref           | Objective & Address               | Stage^ (D/C/O) | Recommended Environmental Protection Measures/ Mitigation Measures  | Implementation Status in Construction Phase |
|-------------------|-----------------------------------|----------------|---|---|
| S6.6.12           | During construction               | C              | - Prior to export of material from the site, the potential for it to be reused should be assessed. Most C&D materials can easily be reused with minimum processing. Waste separation methods should be followed to ensure that C&D waste is separated at source. Suitable soft materials should be used for landscaping and grading of embankments. Fine material should be separated out and used as topsoil.  | N.A.  |
| S6.6.13           | During construction               | D & C          | - Use of recycled aggregates whenever possible.   | N.A.  |
| S6.6.14, S6.6.30  | During construction               | C              | - All C&D materials should be sorted on-site into inert and non-inert components by the Contractor. Non-inert C&D materials (C&D waste) such as wood, glass and plastic should be reused and recycled before disposal to a designated landfill as a last resort. Inert C&D materials (public fill) should be reused onsite or in other projects approved by relevant parties before disposed of at public fill reception facilities. Steel and other metals if any should be recovered from C&D materials and recycled.   | ^   |
| S6.6.15           | During construction               | C              | - Good quality reusable topsoil should be stockpiled for later landscaping works. Stockpiles should be less than 2m in height, formed to a safe angle of repose and hydroseeded or covered with tarpaulin to prevent erosion during the rainy season and to minimise dust generation.   | ^   |
| S6.6.16           | During construction               | C              | - Control measures for temporary stockpiles on-site should be taken in order to minimize the noise, generation of dust, pollution of water and visual impact.   | ^   |
| S6.6.17           | During construction               | C              | - The public fill to be disposed to public fill reception facilities must consist entirely of inert construction materials. Disposal of C&D waste to landfill must not have more than 50% by weight of inert material. The C&D waste delivered for landfill disposal should contain no free water and the liquid content should not exceed 70% by weight.   | ^   |
| S6.6.18           | During construction               | C              | - In order to avoid dust or odour impacts, any vehicles leaving a works area carrying C&D waste or public fill should have their load covered up before leaving the construction site.  | ^   |
| S6.6.20           | During construction               | C              | - With reference to the Sediment Quality Report in the EIA, only Category L sediment was identified. In accordance with ETWB TCW No. 34/2002, Type 1 – Open Sea Disposal should be adopted for the disposal of 3,040 m <sup>3</sup> excavated sediment during construction of the proposed outfall diffuser. The location of marine disposal site should be sought with MFC/CEDD. The Contractor shall obtain a Marine Dumping Permit in accordance with the Dumping at Sea Ordinance. The Contractor should provide separate submissions (e.g. Sediment Sampling and Testing Plan / Sediment Quality Report) to EPD / DASO authority when applying for the marine dumping permit under the Dumping at Sea Ordinance. | N.A.  |
| S6.6.21           | During construction               | C              | - Bentonite slurry used in the drilling works should be treated and recycled at the works area in STKSTW. Any bentonite that is not suitable for recycling should be suitably dewatered before disposed of at public fill reception facilities.   | ^   |
| S6.6.22 & S6.6.37 | During construction and operation | C & O          | - Where the construction/ operation processes produce chemical waste, the Contractor must register with EPD as a chemical waste producer. Wastes classified as chemical wastes are listed in the Waste Disposal (Chemical Waste) (General) Regulation. These wastes are subject to stringent disposal routes. EPD requires information on the particulars of the waste generation processes including the types of waste produced, their location, quantities and generation rates. A nominated contact person must be registered with EPD.   | ^   |
| S6.6.23 & S6.6.37 | During construction               | C & O          | - Storage, handling, transport and disposal of chemical waste should be arranged in accordance with the Code of Practice on the Packaging, Labelling and Storage of Chemical Wastes published by EPD, and should be collected by a licensed chemical waste collector.   | ^   |
| S6.6.24 & S6.6.37 | During construction               | C & O          | - Suitable containers should be used for specific types of chemical wastes, containers should be properly labelled (English and Chinese in accordance with instructions prescribed in Schedule 2 of the Regulations), resistance to corrosion, safely stored and securely closed. Stored volume should not be kept more than 450 liters unless the specification has been approved by the EPD. Storage area should be enclosed by three sides by a wall, partition of fence that is at least 2 m height or height of tallest container with adequate ventilation and space.   | ^   |
| S6.6.25 & S6.6.37 | During construction               | C & O          | - Hard standing, impermeable surfaces draining via oil interceptors should be provided in works area compounds. Interceptors should be regularly emptied to prevent release of oils and grease into the surface water drainage system after accidental  | ^   |

| EIA Ref                       | Objective & Address            | Stage^ (D/C/O) | Recommended Environmental Protection Measures/ Mitigation Measures   | Implementation Status in Construction Phase |
|-------------------------------|--------------------------------|----------------|--|---|
|                               |                                |                | spillages. The interceptor should have a bypass to prevent flushing during periods of heavy rain. Oil and fuel bunkers should be bunded and/or enclosed on three sides to prevent discharge due to accidental spillages or breaches of tanks. Bunding should be of sufficient capacity to accommodate 110% of the volume of the largest container or 20% of the total volume of waste, whichever is largest. Waste collected from any grease traps should be collected and disposed of by a licensed contractor.   |   |
| S6.6.26 & S6.6.37             | During construction            | C & O          | - Lubricants, waste oils and other chemical wastes are likely to be generated during the maintenance of vehicles and mechanical equipment. Used lubricants should be collected and stored in individual containers which are fully labelled in English and Chinese and stored in a designated secure place. If possible, such waste should be sent to oil recycling companies, and the empty oil drums collected by appropriate companies for reuse or refill.   | ^   |
| S6.6.27                       | During construction            | C              | - The registered chemical waste producer (i.e. the Contractor) has to arrange for the chemical waste to be collected by licensed collectors. The licensed collector should regularly take chemical waste to a licensed chemical waste treatment facility (such as the Chemical Waste Treatment Centre in Tsing Yi). A trip ticket system operates to control the movement of chemical wastes.  | ^   |
| S6.6.28                       | During construction            | C              | - No lubricants, oils, solvents or paint products should be allowed to discharge into water courses, either by direct discharge, or as contaminants carried in surface water runoff from the construction site.  | ^   |
| S6.6.29                       | During construction            | C              | - All wooden materials used on-site should be kept separate from other wastes to avoid damage and to facilitate reuse. Timber which cannot be reused should be sorted out from other waste and stored separately from all inert waste before being disposed of to landfill.  | ^   |
| S6.6.32                       | During construction            | C              | - General refuse generated on-site should be stored in enclosed bins or skips and collected separately from other construction and chemical wastes and disposed of at designated landfill. A temporary refuse collection point should be set up by the Contractor at the works area to facilitate the collection of refuse by licensed waste collector. The removal of waste from the site should be arranged on a daily or at least on every second day by the Contractor to minimise any potential odour impacts, minimise the presence of pests, vermin and other scavengers and prevent unsightly accumulation of waste. | ^   |
| S6.6.33                       | During construction            | C              | - The recyclable component of the municipal waste generated by the workforce, such as aluminum cans, paper and cleansed plastic containers should be separated from other waste. Provision and collection of recycling bins for different types of recyclable waste should be set up by the Contractor. The Contractor should also be responsible for arranging recycling companies to collect these materials.  | ^   |
| S6.6.35                       | During operation               | O              | - Dewatered sludge should be delivered by sealed sludge tanker for treatment at the Sludge Treatment Facility in Tuen Mun.   | N.A.  |
| S6.6.36                       | During operation               | O              | - Screenings should be collected and stored in covered containers before disposed of at landfill. Likewise, worn membrane filters and general refuse should be properly stored and disposed of at landfill.  | N.A.  |
| <b>Ecology</b>                |                                |                |  |   |
| S7.7.3                        | All area / During construction | C              | - Erect fences along the boundary of the works area before the commencement of works to prevent vehicle movements and encroachment of personnel onto adjacent areas.   | ^   |
|                               |                                |                | - Regularly check the work site boundaries to ensure that they are not breached and that damage does not occur to surrounding areas.   | ^   |
|                               |                                |                | - Avoid any damage and disturbance, particularly those caused by filling and illegal dumping, to the surrounding habitats through proper management of waste disposal.   | ^   |
|                               |                                |                | - To avoid/ minimise the potential disturbance on the Night Roosting Site for Great Egret if confirmed to be continuing their usage before the construction activities, major noisy works such as concrete breaking should not be undertaken within an area of 100m from the Night Roosting Site after 16:00 under normal working hours. (i.e. 16:00 to 07:00 of the following day).   | N.A.  |
|                               |                                |                | - Strong artificial lighting should not be used in the area at night to avoid disturbance to the roosting ardeids.   | N.O.  |
| <b>Landscape &amp; Visual</b> |                                |                |  |   |



| EIA Ref                  | Objective & Address   | Stage^ (D/C/O) | Recommended Environmental Protection Measures/ Mitigation Measures  | Implementation Status in Construction Phase |
|--------------------------|---|----------------|---|---|
| Table 9.6 of EM&A Manual | To protect existing landscape resources during construction stage | C              | <p><b>Preservation of Existing Vegetation:</b></p> <ul style="list-style-type: none"> <li>- Existing trees designated to be retained in-situ should be properly protected. Tree protection measures to be undertaken shall be in accordance with DEVB TC(W) 7/2015 on "Tree Preservation" and Guidelines on Tree Preservation during Development" by DEVB. This may include the clear demarcation and fencing-off of tree protection zones, tight site supervision and monitoring to prevent tree damage by construction activities, and periodic arboricultural inspection and maintenance to uphold tree health. A total of around 108 nos. of trees should be retained in-situ within the tree survey area.</li> <li>- Under current proposal, no tree is recommended to be transplanted since the trees in conflict with the proposed works are not suitable to be transplanted. However, should transplantation be proposed in the detailed design stage after an update tree survey, the recommended final recipient sites should be adjacent to their current locations. Enough time should be reserved for tree transplantation works to increase the survival rate of the transplanting trees. To ensure the survival of transplanted trees, protection work should be considered. The tree transplantation proposal shall be submitted to relevant authorities for approval together with the formal tree removal application. Tree transplanting works shall be undertaken in accordance with Guidelines on Tree Transplanting by DEVB.</li> </ul> | ^   |
|                          | To reduce construction disturbance during construction stage      | C              | <p><b>Control of Site Construction Activities:</b></p> <ul style="list-style-type: none"> <li>- Construction site controls shall be enforced, where possible, to ensure that the landscape and visual impacts arising from the construction phase activities are minimised. These construction site controls should include but not limited to the following: <ul style="list-style-type: none"> <li>•Storage of materials should be carefully arranged to minimise potential landscape and visual impact.</li> <li>•The location and appearance of site accommodation should be carefully designed to minimize potential landscape and visual impact.</li> <li>•Site lighting should be carefully designed to prevent light spillage.</li> <li>•Extent of the works area and construction period should be minimised as far as practicable.</li> <li>•Screen hoarding with compatible design to blend into the surrounding natural environment should be considered (Screen hoarding may not be practicable for works of upgrading existing rising mains due to the spatial constraints of the works area along the Shun Hing Street).</li> <li>•Temporary works areas should be reinstated at the earliest possible opportunity.</li> </ul> </li> </ul>   | ^   |
| Table 9.7 of EM&A Manual | To reduce landscape and visual impact during construction         | D & C          | <p><b>Suitable design of the proposed TSTP:</b></p> <ul style="list-style-type: none"> <li>- Colour of natural tones and non-reflective building materials shall be used for any outward facing building facades to avoid visual and glare disturbance.</li> <li>- Responsive lighting design <ul style="list-style-type: none"> <li>•Directional and full cut off lighting is recommended within the boundaries of STKSTW to minimise light spillage to the surroundings;</li> <li>•Minimise geographical spread of lighting, only applying for safety at the key access points of the STKSTW; and</li> </ul> </li> <li>- Limited lighting intensity to meet the minimum safety and operation requirement.</li> </ul>  | ^   |
| <b>Cultural Heritage</b> |   |                |   |   |
| S10.3.50                 | During construction   | C              | - Undertake trenchless excavation in the vicinity of the Tin Hau Temple and provide a buffer zone of 10m between the works area for the open cut section and the Tin Hau Temple.  | N.O.  |
| S10.3.51                 |   |                | - A condition survey and vibration impact assessment should be undertaken and if construction vibration monitoring and structural strengthening measures are required.  | N.A.  |
| S10.3.52                 |   |                | - Vibration and settlement monitoring should also be undertaken during the construction works to ensure that safe levels of vibration are not exceeded, if it is recommended in the condition survey report.  | N.A.  |

| EIA Ref  | Objective & Address | Stage^ (D/C/O) | Recommended Environmental Protection Measures/ Mitigation Measures   | Implementation Status in Construction Phase |
|----------|---------------------|----------------|--|---|
| S10.3.53 |                     |                | - If the maximum level is exceeded all works must stop and the structure must be examined to determine if it has been damaged. The contractor must also take measures, such as using smaller pneumatic drills to ensure that the levels are reduced to acceptable limits.  | N.A.  |
| S10.3.54 |                     |                | - If at any time during the construction period the foundation of the structure is affected by the works; the works shall be immediately suspended and the AMO notified. If the works cause any damage to the structures, the proponent should be responsible for the restoration and repair at their own cost. A method statement should be submitted to AMO for comment and the works should be under AMO's supervision. | N.O.  |
| S10.3.55 |                     |                | - Protective covering should be provided as an additional mitigation measure to the Tin Hau Temple.  | N.O.  |

Remarks: ^ Compliance of mitigation measure  
x Non-compliance of mitigation measure  
N.A Not Applicable at this stage as no such site activities were conducted in the reporting period  
N.O Not Observed during site inspection in the reporting period.

---

**APPENDIX K**

**Proactive Environmental Protection Proforma**

---

## Appendix K Proactive Environmental Protection Proforma

|                                   |   |
|-----------------------------------|---|
| Reporting Period                  | 01/09/2020 – 30/09/2020   |
| Construction Works                | <ul style="list-style-type: none"> <li>• Demolition of the existing STKSTW</li> <li>• Submarine outfall pilot hole drilling (Land)</li> </ul>   |
| Anticipated Impacts               | Dust, Noise and water quality impact.   |
| Corresponding Mitigation Measures | <ul style="list-style-type: none"> <li>• All construction plants / machineries will be checked / serviced on a regular basis during the courses of construction to minimize the emission of noise generation and eliminate dark smoke emission.</li> <li>• All C&amp;D materials generated will be transported and stored at temporary storage area. Cover will be provided during transportation of dusty materials. Suitable materials will be sorted for reuse on-site. Only non-inert C&amp;D material will be disposed off-site to NENT Landfill.</li> <li>• All dump trucks will be equipped with mechanical covers to prevent the dust emission during transportation when necessary.</li> <li>• Dust control measures, such as water spraying, will be provided during demolition works when necessary.</li> <li>• Maintaining of wet surface on access road and keep slow speed in the site.</li> <li>• Wastewater to be treated by wastewater treatment facilities before discharge.</li> <li>• Conditions in the Environmental Permit and Discharge License should be followed.</li> <li>• Fueling of equipment will be conducted carefully on-site by mobile tanker to avoid storage of fuel and oil spillage.</li> <li>• Provision of drip trays for equipment likely cause spillage of chemical / fuel, and provide routine maintenance.</li> <li>• Predict required quantity of concrete accurately and collect the unused fresh concrete at designated locations in the site for subsequent disposal.</li> <li>• Install acoustic barrier surround the site demolition area.</li> <li>• Application of silent plant.</li> </ul> |

|                                   |   |
|-----------------------------------|---|
| Coming Month                      | 01/10/2020 – 31/10/2020   |
| Construction Works                | <ul style="list-style-type: none"> <li>• Demolition of the existing STKSTW</li> <li>• Expanded STKSTW piling</li> <li>• Submarine outfall pilot hole drilling (Land)</li> </ul>   |
| Anticipated Impacts               | Dust, Noise and water quality impact.   |
| Corresponding Mitigation Measures | <ul style="list-style-type: none"> <li>• All construction plants / machineries will be checked / serviced on a regular basis during the courses of construction to minimize the emission of noise generation and eliminate dark smoke emission.</li> <li>• All C&amp;D materials generated will be transported and stored at temporary storage area. Cover will be provided during transportation of dusty materials. Suitable materials will be sorted for reuse on-site. Only non-inert C&amp;D material will be disposed off-site to NENT Landfill.</li> <li>• All dump trucks will be equipped with mechanical covers to prevent the dust emission during transportation when necessary.</li> <li>• Dust control measures, such as water spraying, will be provided during demolition works when necessary.</li> <li>• Maintaining of wet surface on access road and keep slow speed in the site.</li> <li>• Wastewater to be treated by wastewater treatment facilities before discharge.</li> <li>• Conditions in the Environmental Permit and Discharge License should be followed.</li> <li>• Fueling of equipment will be conducted carefully on-site by mobile tanker to avoid storage of fuel and oil spillage.</li> <li>• Provision of drip trays for equipment likely cause spillage of chemical / fuel, and provide routine maintenance.</li> <li>• Predict required quantity of concrete accurately and collect the unused fresh concrete at designated locations in the site for subsequent disposal.</li> <li>• Install acoustic barrier surround the site demolition area.</li> <li>• Application of silent plant.</li> </ul> |

---

**APPENDIX L**

**Cumulative Statistics on Complaints, Notification of  
Summons, Successful Prosecutions and Public Engagement  
Activities**

---

**Appendix L Cumulative Statistics on Complaints, Notifications of Summons, Successful Prosecutions and Public Engagement Activities**

**Environmental Complaints Log**

| Complaint Log No. | Date of Complaint | Received From | Received By | Nature of Complaint | Investigation/ Mitigation Action | Status |
|-------------------|-------------------|---------------|-------------|---------------------|----------------------------------|--------|
| -                 | -                 | -             | -           | -                   | -                                | -      |

*Remark:*

*\* No Complaints, Notifications of Summons or Successful Prosecutions was received in the reporting period.*

**Cumulative Statistics on Complaints, Notifications of Summons and Successful Prosecutions and Public Engagement Activities**

| Reporting Period                  | Complaints | Notifications of Summons and Prosecutions | Public Engagement Activities |
|-----------------------------------|------------|---|------------------------------|
| <b>This Month</b>                 | 0          | 0   | 0                            |
| <b>Cumulative Project-to-Date</b> | 0          | 0   | 0                            |

---

**APPENDIX M**

**On-site Time Duties for the Team of ET and IEC**

---

## Appendix M On-site Time & duties for the Team of ET and IEC

| <b>On-site Time &amp; Duties for the Team of ET during the reporting month</b>   |   |   |
|--|---|---|
| <b>Works to be carried on-site</b>   | <b>Purposes</b>   | <b>Actual Man-hour per week</b>               |
| Environmental site inspection  | <ul style="list-style-type: none"> <li>To audit and assess the effectiveness of the Contractor's site practice and work methodologies regarding on environmental and landscape &amp; visual mitigation measures as stipulated in the EM&amp;A Manual.</li> <li>To take pro-active actions to pre-empt environmental problems.</li> <li>To audit compliance with the intended aims of the measures implemented by the Contractor.</li> <li>The findings will notify to the Contractor at the time of inspection to enable the rapid resolution of identified non-conformities.</li> <li>To carry out the follow-up actions if non-conformities identified during the site inspection.</li> </ul> | 3 hours per week                              |
| Keeping and logging records in the log-book  | <ul style="list-style-type: none"> <li>To keep a contemporaneous log-book of any such instance or circumstance or change of circumstances.</li> </ul>   | 1 hour per week                               |
| Impact noise monitoring  | <ul style="list-style-type: none"> <li>To carry out impact noise monitoring at each station at 0700-1900 hours on normal weekdays; per week when construction activities are underway.</li> <li>To check the performance of monitoring and to track the varying environmental impact.</li> <li>To carry out remedial actions described in the Event/Action Plans of the EM&amp;A Manual in accordance with the time frame set out in the Event/ Action Plans in case where specified criteria in the EM&amp;A Manual are exceeded.</li> </ul>   | 2 hours per week                              |
| Meeting with the ER, IEC, and contractor.  | <ul style="list-style-type: none"> <li>To discuss with ER, IEC and Contractor any observations that improvement works is required to enhance the overall environmental performance; liaise with Contractor on any environmental non-compliance identified and follow up actions taken.</li> <li>To liaise with the Project Proponent, IEC, RSS and other individuals or parties concerning other environmental issues deemed to be relevant to the construction/ operation process.</li> </ul>  | 2 hours per week                              |
| <b>Additional Monitoring for Critical work activities</b>  | <b>Purposes</b>   | <b>Additional minimum on-site time</b>        |
| <b><u>Construction Phase</u></b>   |   |   |
| Monitoring of decommission of existing rising main and demolition of sewage pumping station inside the close area of Sha Tau Kok Chuen               | <ul style="list-style-type: none"> <li>To audit the Contractor's site practice and work methodologies regarding environmental mitigation measures contained in the EM&amp;A Manual.</li> <li>To check any non-compliance with the construction methodology, mitigation measures and environmental monitoring and audit requirements recommended in the approved Method Statement submitted by the Contractor.</li> <li>To take pro-active actions to pre-empt environmental problems.</li> </ul>  | Such work has not yet commenced.              |
| Monitoring for Marine construction works including construction of cofferdam at the location of diffuser and construction of Submarine Outfall, etc. | <ul style="list-style-type: none"> <li>To audit the Contractor's site practice and work methodologies regarding environmental mitigation measures contained in the EM&amp;A Manual.</li> <li>To check any non-compliance with the construction methodology, mitigation measures and environmental monitoring and audit requirements recommended in the approved Method Statement submitted by the Contractor.</li> <li>To take pro-active actions to pre-empt environmental problems.</li> </ul>  | Such work has not yet commenced.              |
| Marine Water quality monitoring during marine construction activities  | <ul style="list-style-type: none"> <li>To obtain water samples from the Water Quality Monitoring Stations as stipulated in the Table 5.3 of EM&amp;A Manual.</li> <li>To check the monitoring parameter against the Action and Limit Levels stipulated in the Table 4.2 of Baseline Environmental Monitoring Report (Water).</li> </ul>   | Such work has not yet commenced.              |
| <b><u>Operation Phase</u></b>  |   |   |
| Marine Water quality monitoring during the first year of the TSTP  | <ul style="list-style-type: none"> <li>To obtain water samples from the Water Quality Monitoring Stations as stipulated in the Table 5.3 of EM&amp;A Manual.</li> <li>To check the monitoring parameter against the Action and Limit Levels stipulated in the Table 4.3 of Baseline Environmental Monitoring Report (Water).</li> </ul>   | 3 days per week x 8 hours = 24 hours per week |



| <b>Additional Monitoring for Critical work activities</b>                          | <b>Purposes</b>  | <b>Additional minimum on-site time</b>                                  |
|--|--|---|
| Continuous monitoring of treated sewage effluent from the TSTP                     | <ul style="list-style-type: none"> <li>To obtain 24-hour flow-weighted composite effluent sample for subsequent chemical analysis and testing</li> <li>To check the monitoring parameter against the Action and Limit Levels stipulated in the Table 5.4 of EM&amp;A Manual.</li> <li>To notify the plant operator for the non-compliance and to identify the cause for the non-compliance if any non-compliance.</li> </ul> | For auto-sampling, 4 hours x 7 days = 28 hours per week                 |
| Testing & Commissioning for the TSTP   | <ul style="list-style-type: none"> <li>To ascertain the effectiveness of the deodorization systems as required in the EM&amp;A at the TSTP and STKSTW during the operation phase.</li> </ul>   | Completed   |
| Monitoring of odour emission at the exhausts at TSTP                               | <ul style="list-style-type: none"> <li>To check any non-compliance with the monitoring parameter as stipulated in the EM&amp;A Manual.</li> </ul>  | 4 hours per week  |
| Odour patrol during the period of maintenance of the deodorization system for TSTP | <ul style="list-style-type: none"> <li>To patrol and sniff along an odour patrol route at the existing STKSTW site boundary.</li> <li>To carry out the follow-up actions if any exceedance of the Action or Limit Level occurs actions in accordance with the Event/Action Plan presented in Table 3.5 of EM&amp;A Manual should be carried out.</li> </ul>  | No maintenance of deodorization system for TSTP in the reporting month. |

| <b>On-site Time &amp; Duties for the Team of IEC during the reporting month</b> |   |  |
|---|---|--|
| <b>Works to be carried on-site</b>  | <b>Purposes</b>   | <b>Actual Man-hour per week</b>  |
| General site inspection or Monthly site inspection                              | <ul style="list-style-type: none"> <li>To ensure the EIA recommendations and EP requirements are complied with</li> <li>To review the effectiveness of environmental mitigation measures and environmental performance of the Project</li> <li>To identify any environmental deficiency needs to be improved.</li> <li>To identify in any environmental non-compliance</li> </ul> | 2 x 2 hours general site inspection or 1 x 4 hours monthly site inspection |
| Inspection of on-site ET Logbook  | <ul style="list-style-type: none"> <li>To inspect and audit the on-site logbook kept by the ET</li> </ul>   | 1 hour per week  |
| Audit of Monitoring Works by the ET   | <ul style="list-style-type: none"> <li>To check, audit and verify the environmental monitoring equipment, procedures, data and results of the environmental monitoring works carried out by the ET</li> </ul>   | 1.5 hours per week   |
| Meeting with the ER, ET and contractor.   | <ul style="list-style-type: none"> <li>To discuss with ER, ET and Contractor any observations that improvement works is required to enhance the overall environmental performance</li> <li>To discuss with ET, ET and Contractor any environmental non-compliance identified and follow up actions required</li> </ul>  | 1.5 hours per week   |